



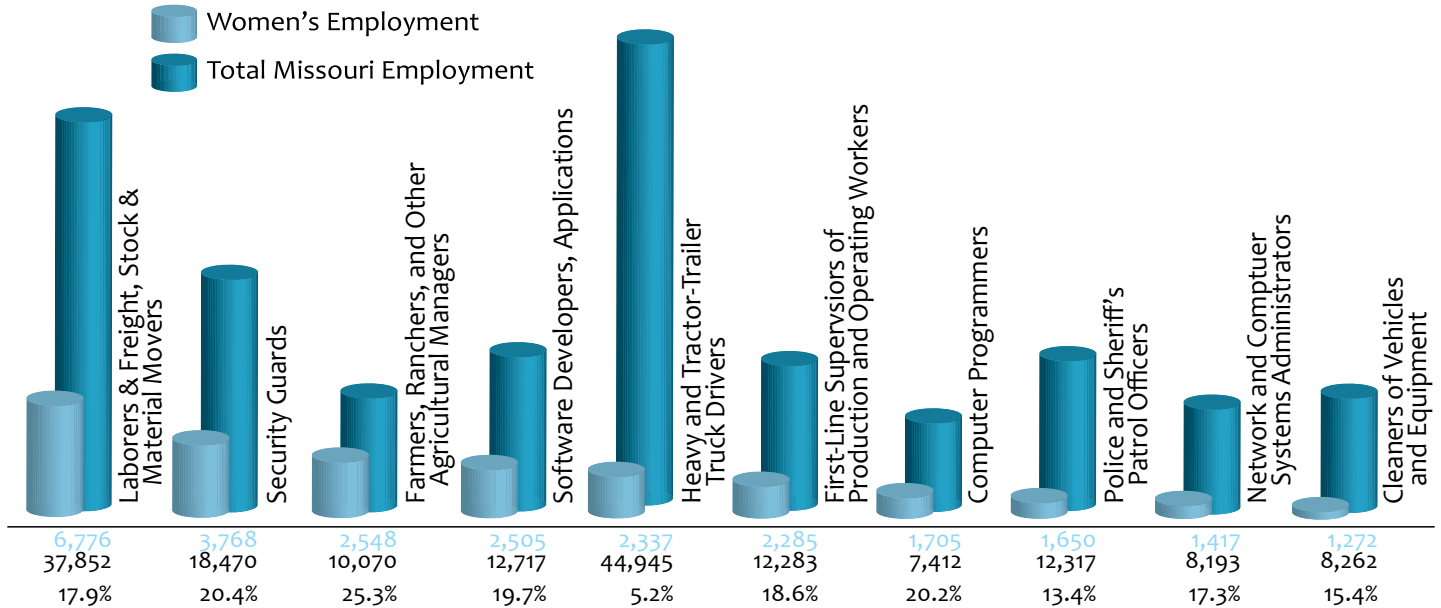
# Women in Missouri's Workplace

There were slightly more than 1.47 million women in Missouri's workforce throughout 2012, or more than 48% of the state's labor force. This report examines the role of women in Missouri's workplaces based on occupations that are highly-represented by women compared to occupations that are more represented by men.

## Women in high male-represented occupations

For total Missouri employment in high male-represented occupations with highest female employment, the largest percentage that women will make of the workforce is 23%. In some occupations, women only amount to less than 1% of hired employees.

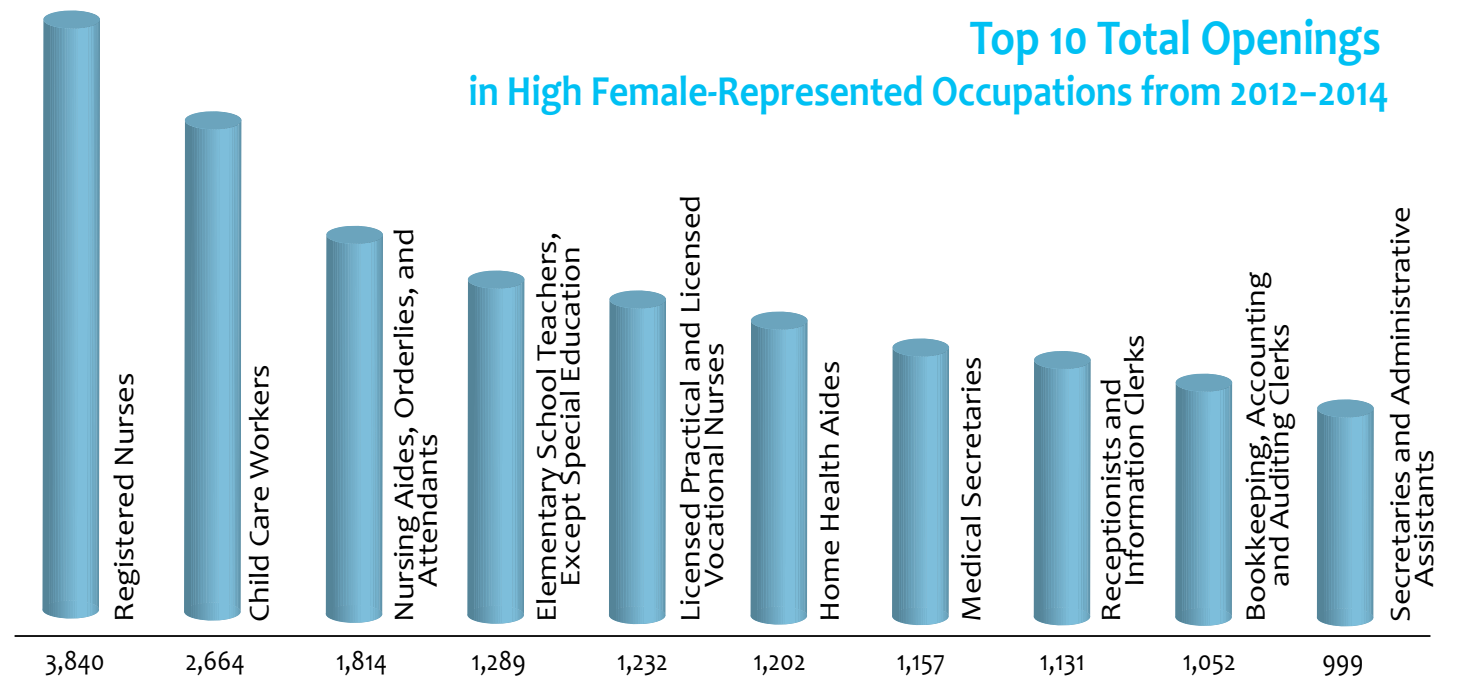
### Women's 2012 Employment in High Male-Represented Occupations



## Employment Changes

High female-represented occupations will supply 25,710 openings for females compared to the 171,434 total openings in Missouri by 2014. There are 8,747 openings attributed to growth, or approximately 28.5% of total openings in these occupations.

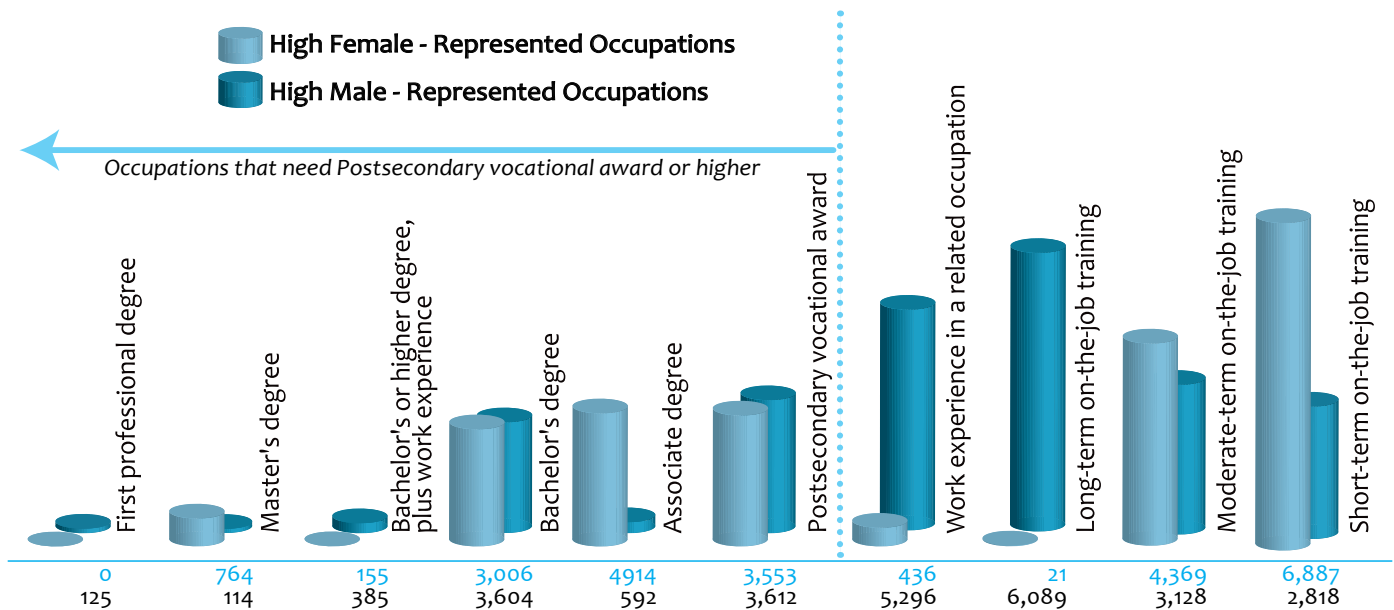
### Top 10 Total Openings in High Female-Represented Occupations from 2012-2014



## Educational Requirements

Of the occupational openings that will occur from 2012-2014 more than 12,600 openings in high female-represented occupations will recommend a postsecondary vocational award or higher for employment, compared to just 6,350 in high male-represented occupations.

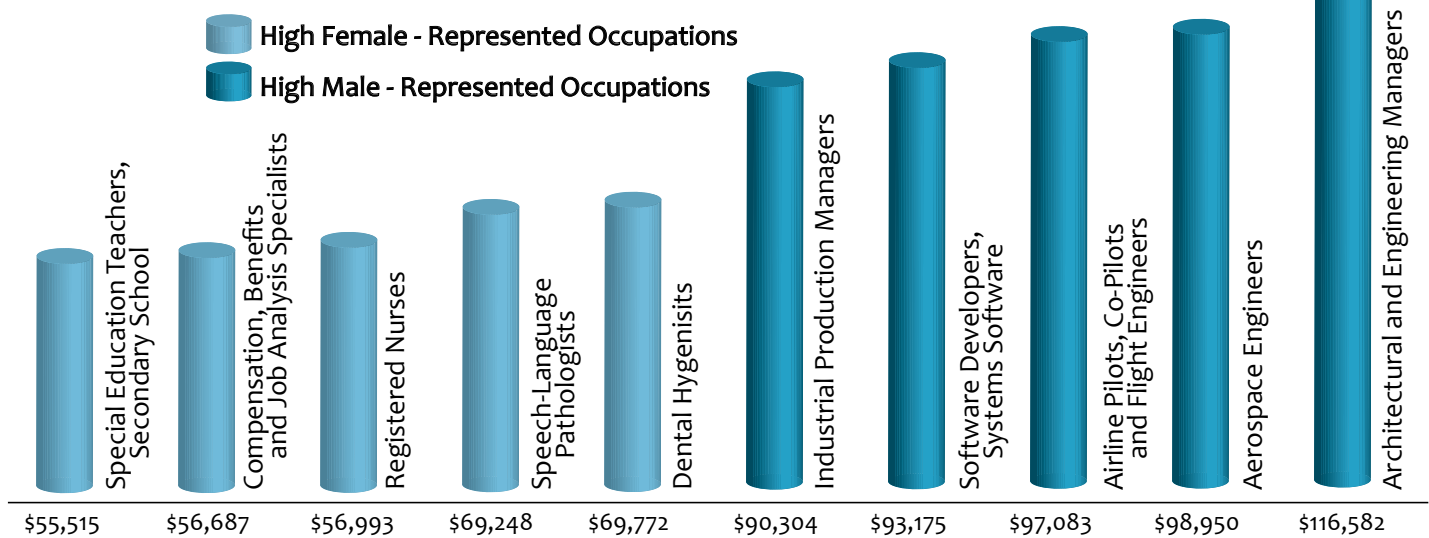
### High Male and Female-Represented Occupations by Educational Attainment



## Average Salaries

The average wage for high female-represented occupations was \$39,408, while the average wage for high male-represented occupations was \$47,997. The average wage for all occupations in Missouri was \$41,159. There are 87 high male-represented occupations that had an average wage higher than the state's average wage.

### Top Average Salaries of High Female & Male - Represented Occupations



\* High male and female occupations were determined through data gathered from the 2012 American Population Survey with the U.S. Census Bureau and Bureau of Labor Statistics. Occupations with female employment totaling less than 25% are declared high male-represented occupations, while occupations with 75% or more are traditionally high female-represented occupations



[www.missourieconomy.org](http://www.missourieconomy.org)  
866-225-8113  
[mericdata@ded.mo.gov](mailto:mericdata@ded.mo.gov)

Data Sources: U.S. Census Bureau, MERIC Short-term Occupational Projections, MERIC Occupational Employment and Wage Survey. Education and experience ratings reflect the typical training needed to obtain employment in the occupation using national averages, and do not reflect required training; produced by the US Department of Labor (BLS, ETA).