

Women in Missouri's Workplace 2011

M I S S O U R I
Department of Economic Development



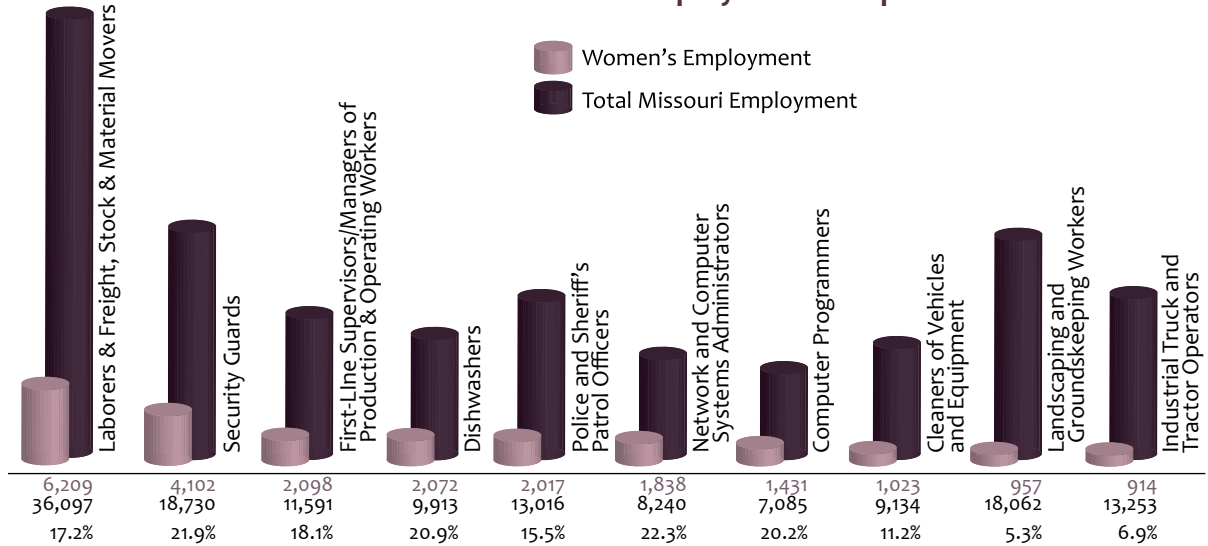


There were slightly more than 1.26 million women in Missouri's workforce throughout 2010, or more than 47% of the state's labor force. This report looks at the role of women in Missouri's workplaces based on occupations found to be traditionally female-oriented versus those deemed more male-oriented.*

Women in Male Traditional Jobs

In Missouri male traditional employment, the occupation with the highest percentage female employment, Network and Computer Systems Administrators, will consist of only 22.3% of the occupation's workforce. For the Landscaping and Groundskeeping Workers occupation, women will make up only 5.3% of hired employees.

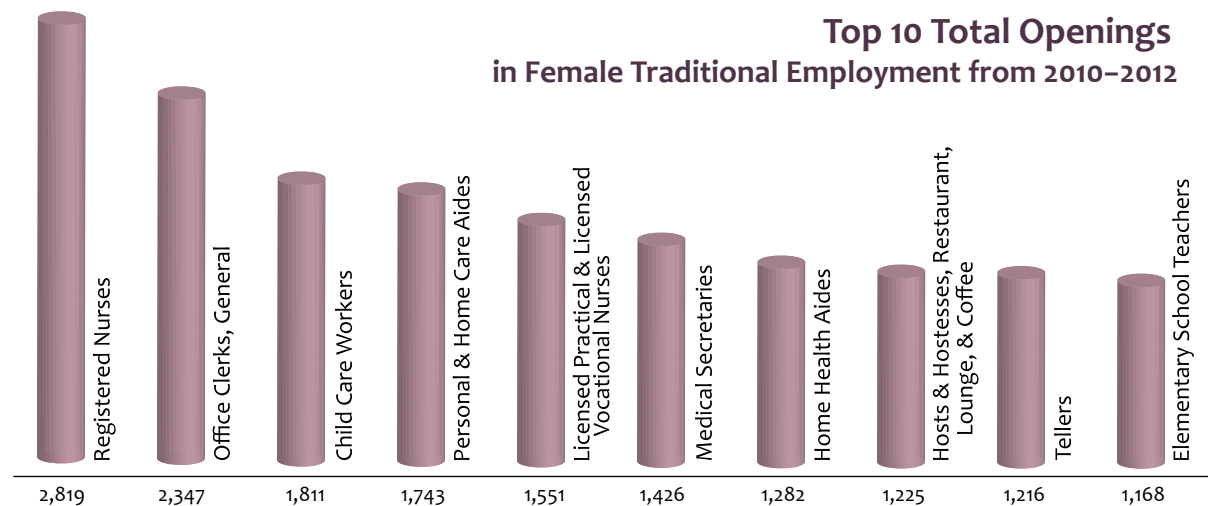
Women's 2010 Employment in Top Male Traditional Jobs



Employment Changes

Traditional female occupations will supply 30,590 total openings, compared to the 157,611 total openings for all occupations in Missouri by 2012. Of those total openings, only 8,747 are attributed to growth, or approximately 28.5% of the total openings in traditional female occupations.

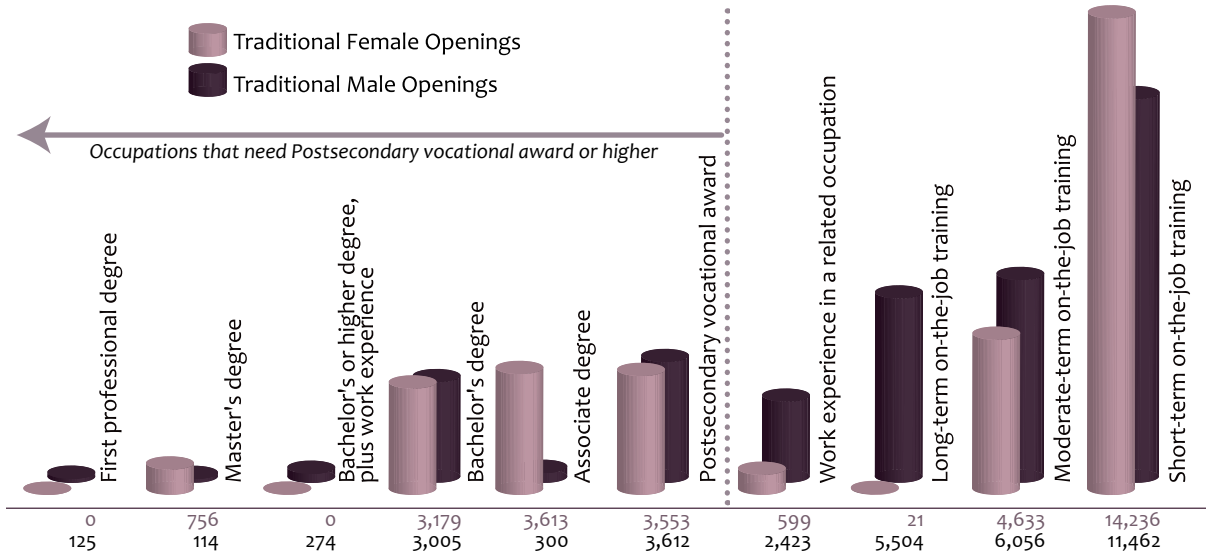
Top 10 Total Openings in Female Traditional Employment from 2010-2012



Educational Requirements

Of the occupational openings that will occur from 2010-2012 more than 11,100 openings in female traditional occupations will recommend a Postsecondary vocational award or higher for employment, compared to just 7,430 in male traditional jobs.

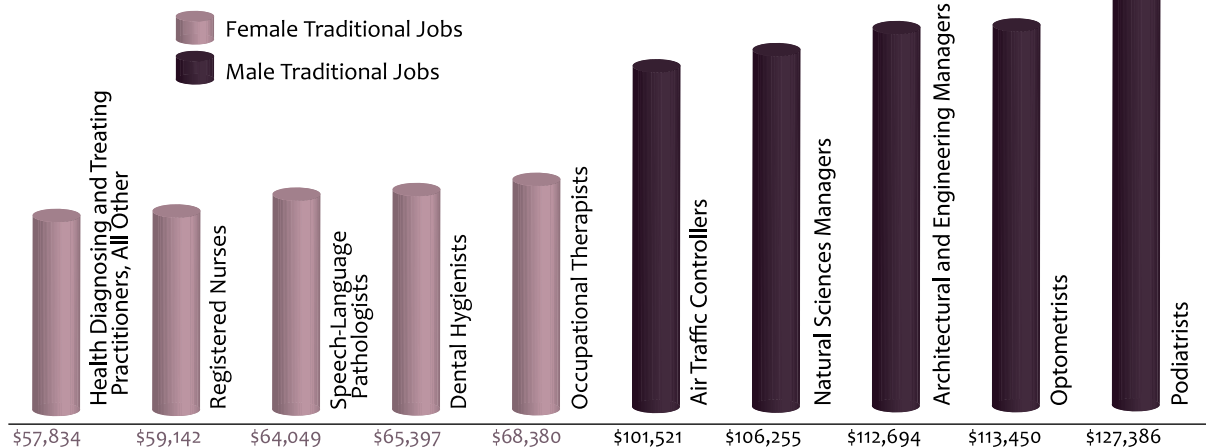
Male and Female Occupational Openings by Educational Attainment



Average Salaries

The average wage for all occupations in Missouri is \$39,879, while the average wage for female-traditional occupations was \$33,340, and \$41,400 for traditional-male occupations. There are 159 male-traditional occupations that have an average wage higher than Missouri's average wage, as compared to only 22 female traditional occupations.

Top Average Salaries of Female & Male Traditional Occupations



* Traditional and non-traditional jobs were determined through data gathered from the 2009 American Population Survey with the U.S. Census Bureau and Bureau of Labor Statistics. Occupations with female employment totaling less than 25% are declared non-traditional, while occupations with 75% or more are traditionally female occupied jobs.



Department of Economic Development



www.missourieconomy.org

866-225-8113

mericdata@ded.mo.gov

Data Sources: U.S. Census Bureau, MERIC Short-term Occupational Projections, MERIC Occupational Employment and Wage Survey. Education and experience ratings reflect the typical training needed to obtain employment in the occupation using national averages, and do not reflect required training; produced by the US Department of Labor (BLS, ETA).