



# Missouri Economic Research Brief

## Metropolitan Export Report

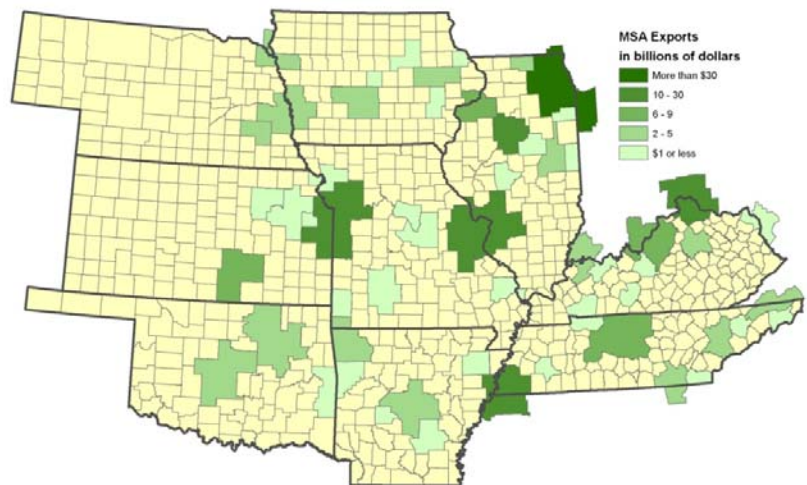
### Cape Girardeau, MO

This report examines metropolitan exports as collected from the U.S. Census through June 2010. The data originates from shipper's export declarations and represents an origin of movement (OM) series. The OM series is designed to track movements of merchandise out of the country and does not necessarily indicate the area of production.

From January to June of 2010 the Cape Girardeau metro area exported a total of \$56 million ranking 48<sup>th</sup> overall within the nine state region and 8<sup>th</sup> in Missouri. Cape Girardeau export totals were above those of Dubuque, IA and below those of Elizabethtown, KY.

Since 2009 the Cape Girardeau metro area exported over \$152 million in goods and services. This ranks them 8<sup>th</sup> overall out of Missouri metro areas. This also ranks the Cape Girardeau metro 49<sup>th</sup> overall when compared to the metro areas of the nine state region. The region's top exporter for that time period was by far the Chicago, IL area with over \$44 billion.

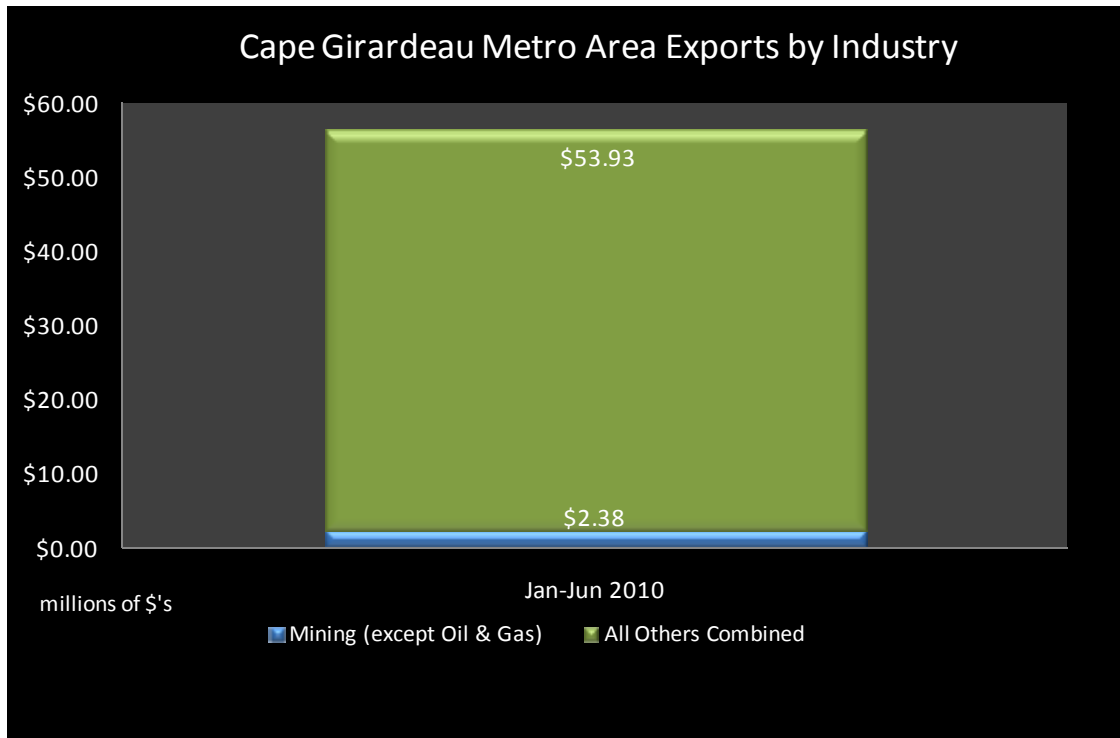
### Missouri & Surrounding State Metropolitan Areas by Total Export Dollars Jan 2009-June 2010



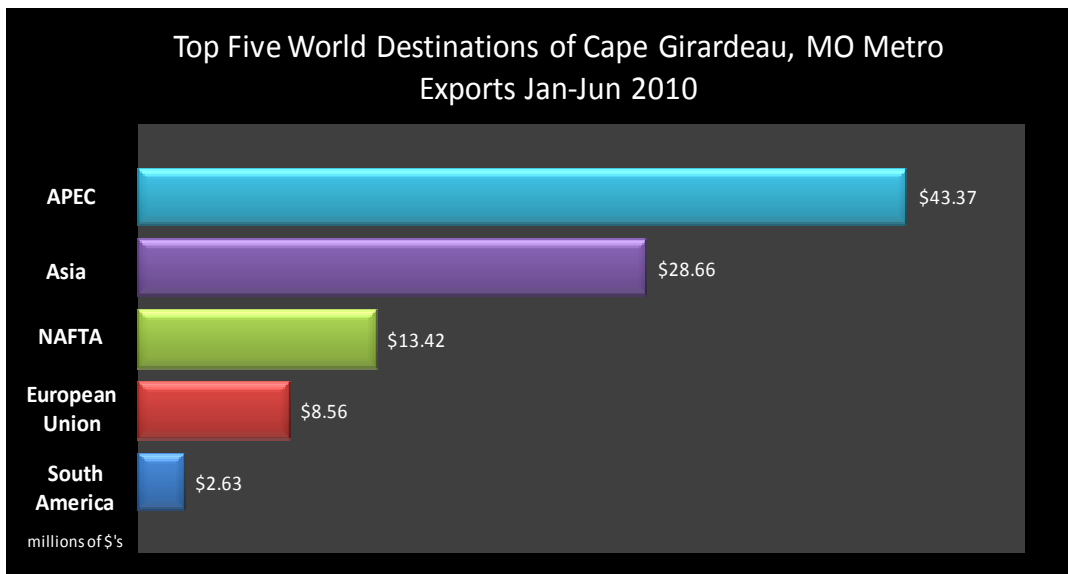
### Top MO Metro Areas by Exports Jan 2009 - June 30, 2010

(billions of \$'s)

|                                |               |
|--------------------------------|---------------|
| 1 St. Louis; MO-IL             | \$14.59       |
| 2 Kansas City; MO-KS           | \$9.41        |
| 3 St. Joseph; MO-KS            | \$0.78        |
| 4 Springfield; MO              | \$0.46        |
| 5 Columbia; MO                 | \$0.33        |
| 6 Jefferson City; MO           | \$0.26        |
| 7 Joplin; MO                   | \$0.25        |
| <b>8 Cape Girardeau; MO-IL</b> | <b>\$0.15</b> |



Cape Girardeau exported over \$96 million in commodities in 2009. The metro surpassed \$56 million through the first six months of 2010, which puts it on track to exceed 2009 export values. Due to data suppression, information is available only for Mining (\$2.38 million) is and all other commodities combined (\$53.92 million).



\* APEC is the abbreviation for Asia-Pacific Economic Cooperation whose large group of countries includes China. NAFTA is short for North American Free Trade Agreement which includes the United States and Mexico.