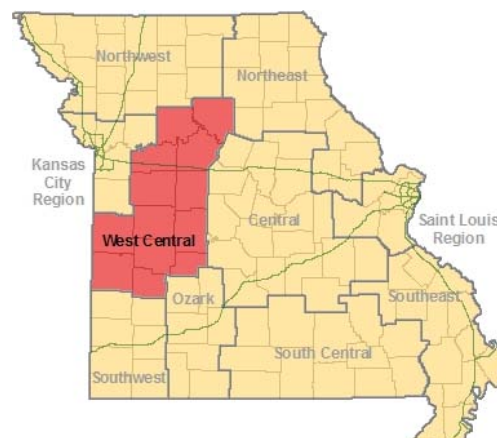


West Central MO Industry Focus

Discovering Industry Trends with Local Employment Dynamics (LED)

What are the top industries by employment, job growth and earnings in the West Central Missouri Workforce Investment Area (WIA)? What is the makeup of the workforce employed in those industries? This report details the top industries in the West Central WIA and the age and gender makeup of their workforce.

Workforce Investment Areas are the result of the federal Workforce Investment Act of 1998 which funds employment and training programs across the nation.



West Central Region Top Ten Employing Industries

Rank	All NAICS subsectors	62,505
1	722 Food Services and Drinking Places	6,322
2	623 Nursing and Residential Care Facilities	3,889
3	311 Food Manufacturing	2,883
4	452 General Merchandise Stores	2,322
5	621 Ambulatory Health Care Services	2,233
6	522 Credit Intermediation and Related Activities	2,081
7	238 Specialty Trade Contractors	1,980
8	624 Social Assistance	1,934
9	561 Administrative and Support Services	1,894
10	445 Food and Beverage Stores	1,878

West Central Region Top Ten Fastest Growing Employment Industries

Rank	All NAICS subsectors	0%
1	325 Chemical Manufacturing	158%
2	111 Crop Production	63%
3	335 Electrical Equipment, Appliance, and Component Manufacturing	16%
4	115 Support Activities for Agriculture and Forestry	14%
5	488 Support Activities for Transportation	14%
6	813 Religious, Grantmaking, Civic, Professional, and Similar Org	12%
7	451 Sporting Goods, Hobby, Book, and Music Stores	11%
8	814 Private Households	8%
9	517 Telecommunications	8%
10	311 Food Manufacturing	8%

West Central Region Top Ten Average Monthly Earnings

Rank	All NAICS subsectors	\$2,398
1	221 Utilities	\$5,286
2	111 Crop Production	\$5,274
3	517 Telecommunications	\$4,508
4	325 Chemical Manufacturing	\$4,472
5	334 Computer and Electronic Product Manufacturing	\$4,425
6	237 Heavy and Civil Engineering Construction	\$4,055
7	212 Mining (except Oil and Gas)	\$4,035
8	425 Wholesale Electronic Markets and Agents and Brokers	\$4,014
9	331 Primary Metal Manufacturing	\$3,915
10	493 Warehousing and Storage	\$3,869

West Central Region Top Ten Growth in Average Monthly Earnings

Rank	All NAICS subsectors	3%
1	325 Chemical Manufacturing	26%
2	524 Insurance Carriers and Related Activities	31%
3	488 Support Activities for Transportation	28%
4	493 Warehousing and Storage	16%
5	321 Wood Product Manufacturing	27%
6	339 Miscellaneous Manufacturing	26%
7	454 Nonstore Retailers	18%
8	621 Ambulatory Health Care Services	12%
9	236 Construction of Buildings	10%
10	221 Utilities	7%

*rankings based on growth in real dollars

West Central Region Top Ten Analysis

Several industries within the West Central Region made multiple Top Ten lists:

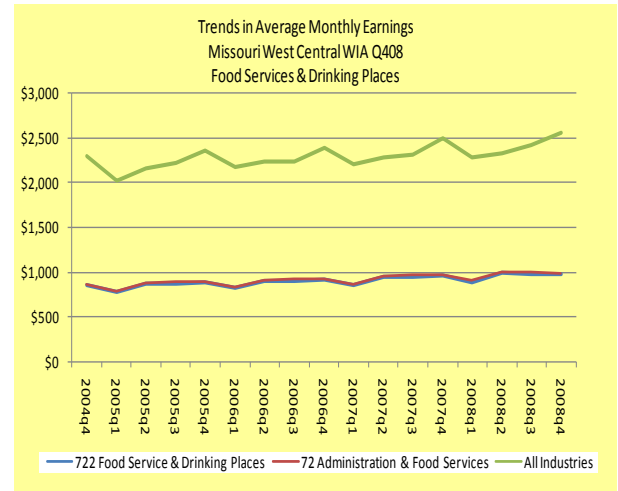
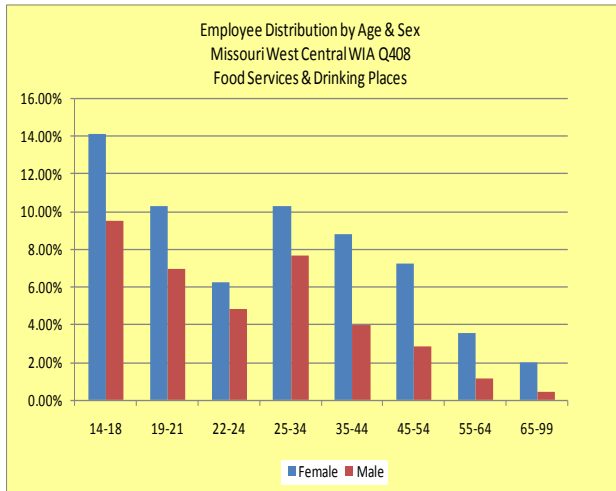
Chemical Manufacturing appeared on three of the lists including fastest growing employment, top average earnings, and fastest growing earnings.

Those that made two Top Ten lists include Ambulatory Health Services, Crop Production, Support Activities for Transportation, Telecommunications, and Utilities.

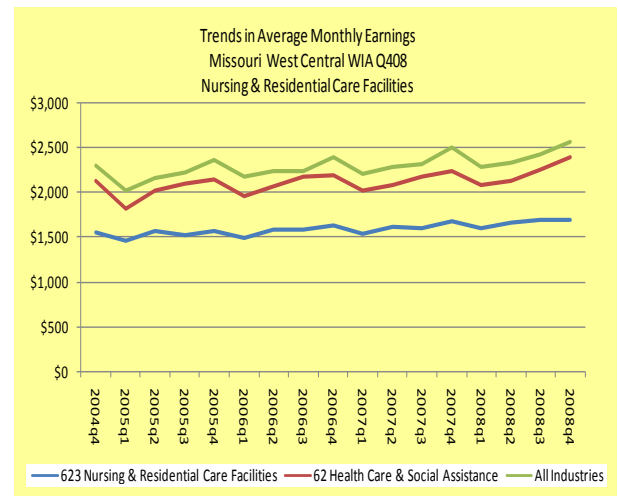
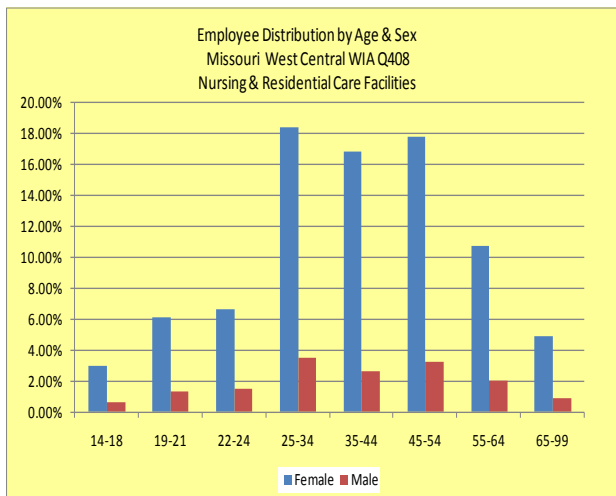
West Central Region Workforce Characteristics of Top Employing Industries

The charts below describe the wage growth along with age and sex distributions for the top five employing industries in the West Central region.

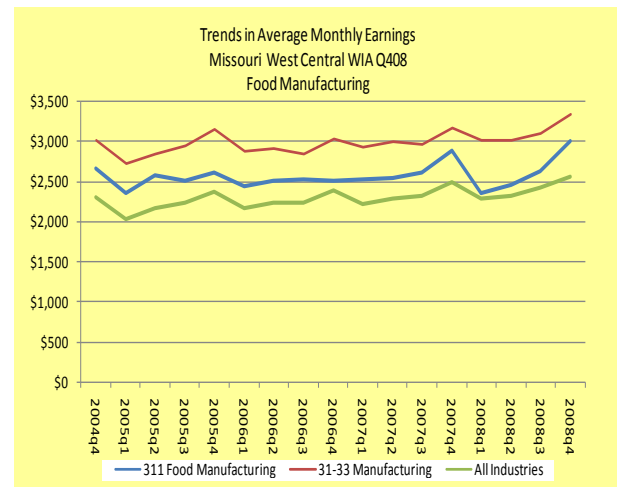
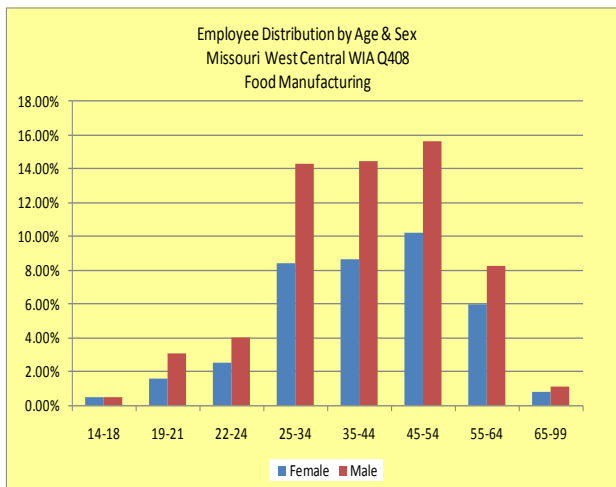
Food Services and Drinking Places



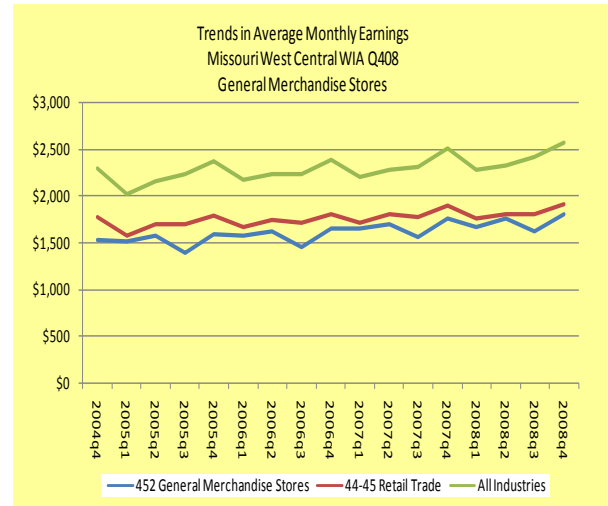
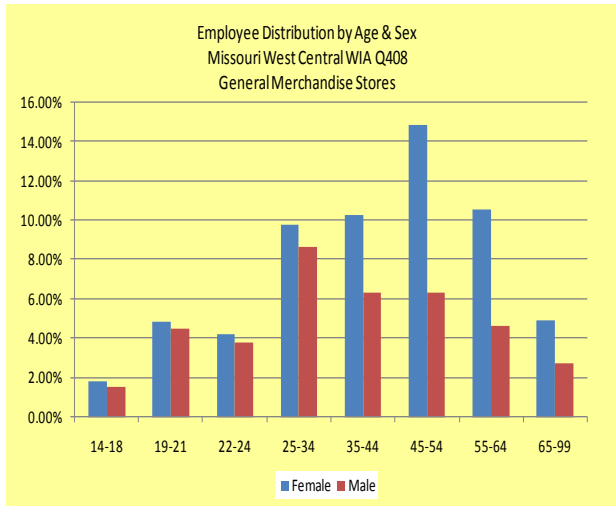
Nursing and Residential Care Facilities



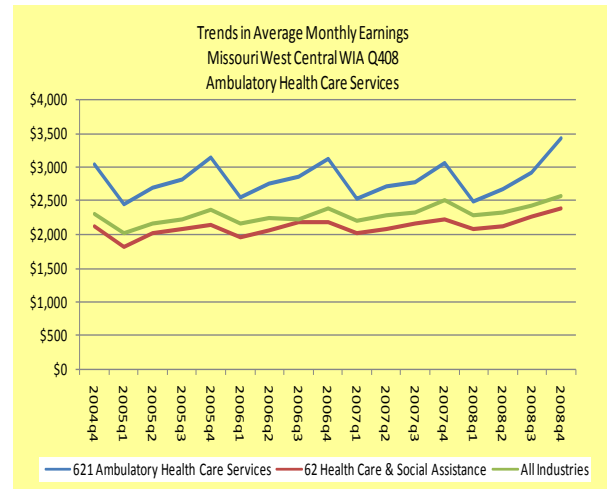
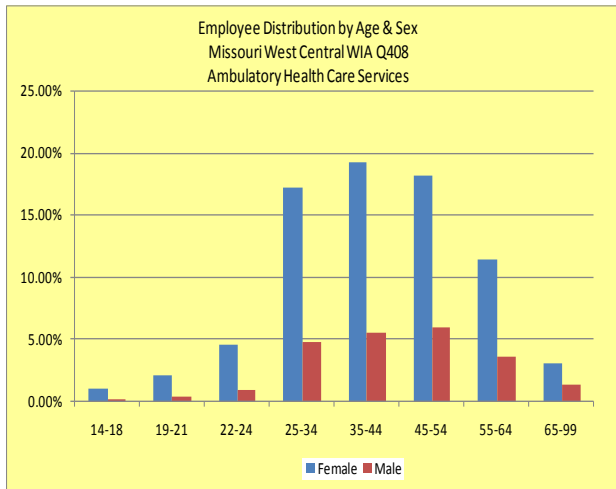
Food Manufacturing



General Merchandise Stores



Ambulatory Health Care Services



* *The Census Bureau and the state partners are committed to protecting the confidentiality of the data in the LED files. Statistical techniques are used by the Census Bureau to produce estimates of the data when the actual figures are too small to show within the confidentiality constraints.*

Research Notes:

- Data based on the U.S. Census Bureau, Local Employment Dynamics - Industry Focus program. Website for data located at: <http://lehd.dsd.census.gov/led/>
- Top Ten Lists based on Average Quarterly Employment for 2004Q4 – 2008Q4.
- Analysis and reporting provided by the Missouri Economic Research and Information Center (MERIC), Missouri Department of Economic Development.

