

Southeast MO Industry Focus

Discovering Industry Trends with Local Employment Dynamics (LED)

What are the top industries by employment, job growth and earnings in the Southeast Missouri Workforce Investment Area (WIA)? What is the makeup of the workforce employed in many of those industries? This report details the top industries in the Southeast WIA and the age and gender makeup of their workforce.



Workforce Investment Areas are the result of the federal Workforce Investment Act of 1998 which funds employment and training programs across the nation.

Southeast Top Ten Employing Industries

Rank	All NAICS subsectors	115,858
1	722 Food Services and Drinking Places	10,105
2	622 Hospitals	6,419
3	623 Nursing and Residential Care Facilities	6,014
4	621 Ambulatory Health Care Services	5,645
5	624 Social Assistance	5,054
6	561 Administrative and Support Services	4,871
7	452 General Merchandise Stores	4,042
8	238 Specialty Trade Contractors	3,802
9	423 Merchant Wholesalers, Durable Goods	3,569
10	311 Food Manufacturing	3,543

Southeast Top Ten Fastest Growing Employment Industries

Rank	All NAICS subsectors	-1%
1	334 Computer and Electronic Product Manufacturing	62%
2	492 Couriers and Messengers	42%
3	213 Support Activities for Mining	32%
4	814 Private Households	27%
5	523 Securities, Commodity Contracts, & Other Investments	13%
6	512 Motion Picture and Sound Recording Industries	10%
7	446 Health and Personal Care Stores	8%
8	333 Machinery Manufacturing	8%
9	522 Credit Intermediation and Related Activities	8%
10	624 Social Assistance	7%

Southeast Top Ten Average Monthly Earnings

Rank	All NAICS subsectors	\$2,610
1	213 Support Activities for Mining	\$5,952
2	221 Utilities	\$5,580
3	523 Securities, Commodity Contracts, and Other Investments	\$5,514
4	425 Wholesale Electronic Markets and Agents and Brokers	\$5,324
5	483 Water Transportation	\$5,141
6	331 Primary Metal Manufacturing	\$5,043
7	212 Mining (except Oil and Gas)	\$4,293
8	517 Telecommunications	\$4,279
9	325 Chemical Manufacturing	\$4,119
10	237 Heavy and Civil Engineering Construction	\$4,067

Southeast Top Ten Growth in Average Monthly Earnings

Rank	All NAICS subsectors	1%
1	517 Telecommunications	55%
2	213 Support Activities for Mining	14%
3	523 Securities, Commodity Contracts, and Other Investments	14%
4	334 Computer and Electronic Product Manufacturing	22%
5	312 Beverage and Tobacco Product Manufacturing	20%
6	221 Utilities	8%
7	511 Publishing Industries (except Internet)	17%
8	532 Rental and Leasing Services	16%
9	325 Chemical Manufacturing	10%
10	337 Furniture and Related Product Manufacturing	13%

*rankings based on growth in real dollars

Southeast Top Ten Analysis

Several industries within the Southeast region made multiple Top Ten lists:

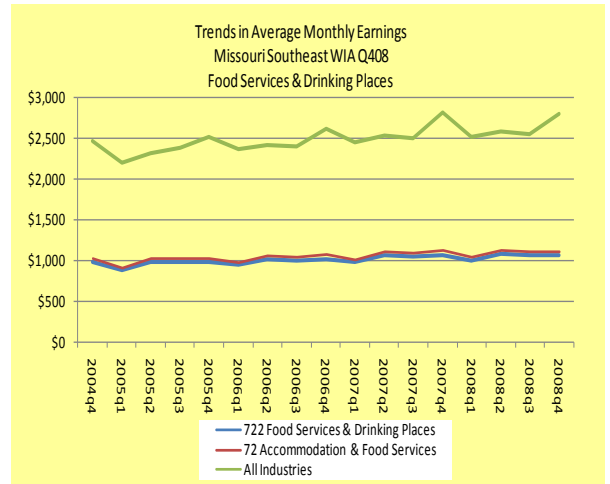
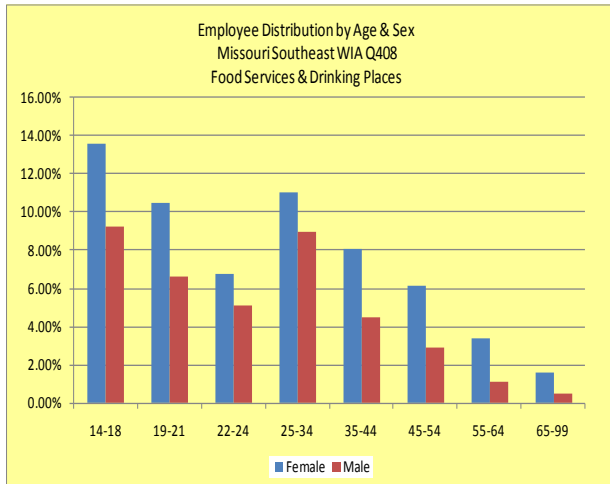
Support Activities for Mining and Securities, Commodity Contracts and Other Investments each made three of the Top Ten lists. These business sectors were among the fastest growing employment, highest average wages, and average wage growth.

Those that made two Top Ten lists include Social Assistance, Telecommunications, Computer and Electronic Product Manufacturing, Utilities, and Chemical Manufacturing.

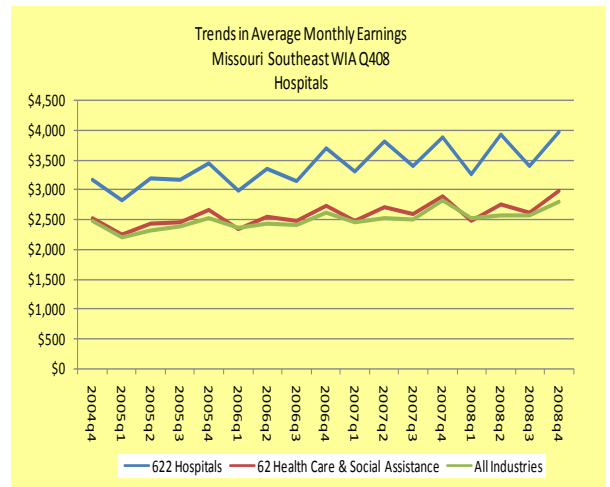
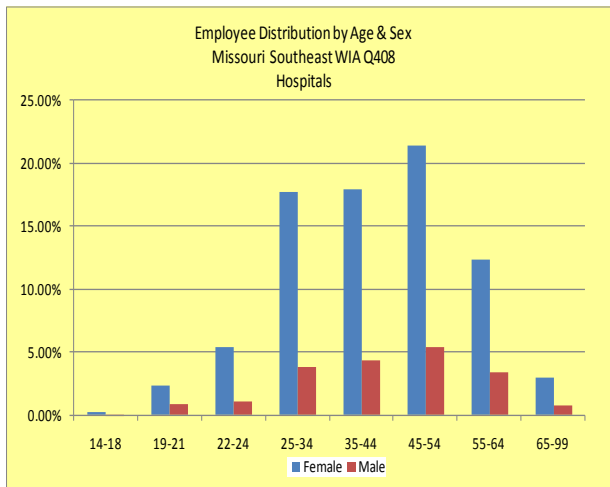
Southeast Workforce Characteristics of Top Employing Industries

The charts below describe the wage growth along with age and gender distributions for the top five employing industries in the Southeast region.

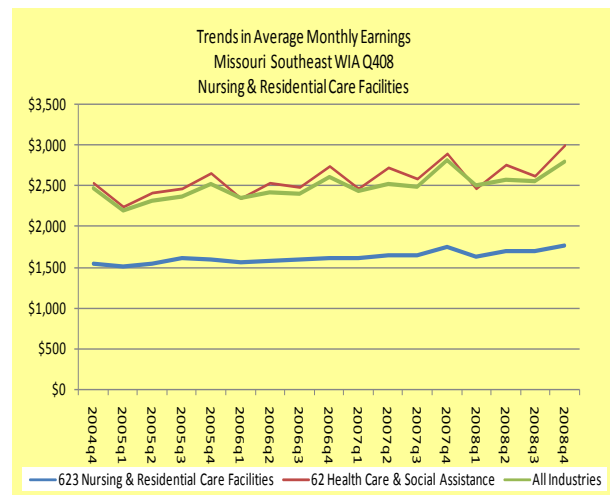
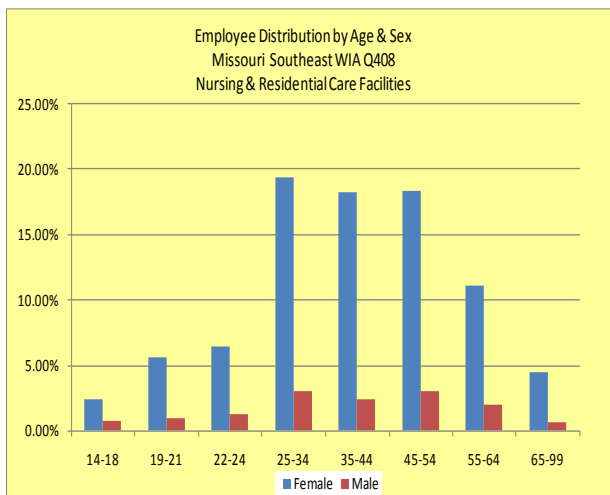
Food Services and Drinking



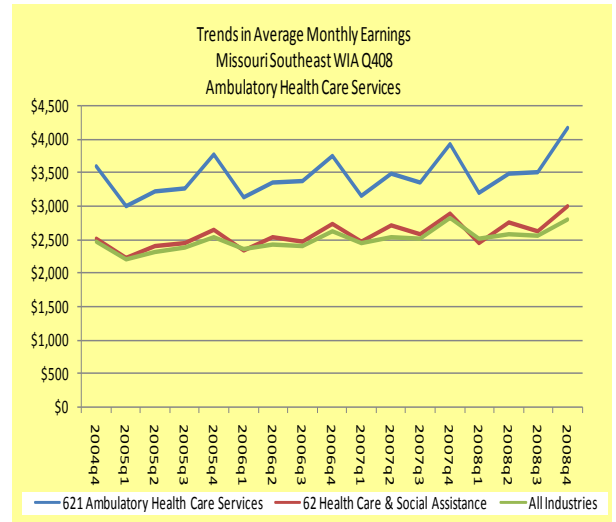
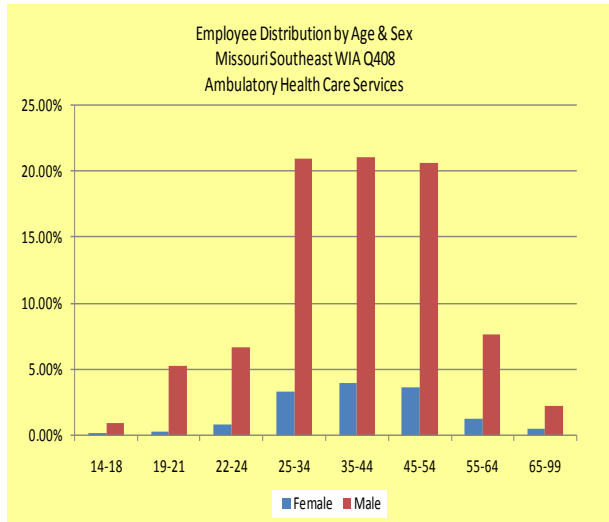
Hospitals



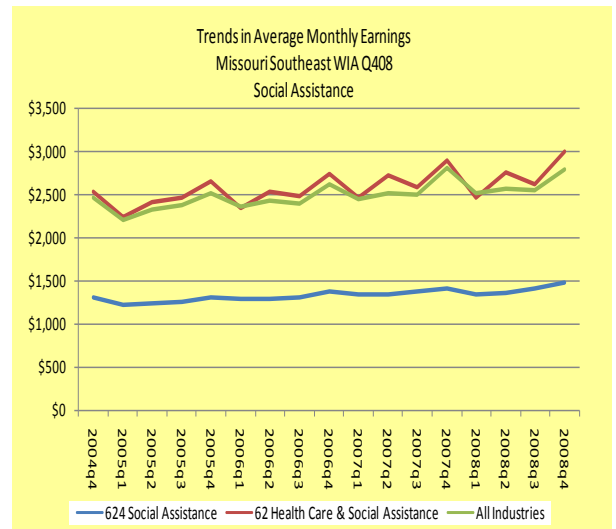
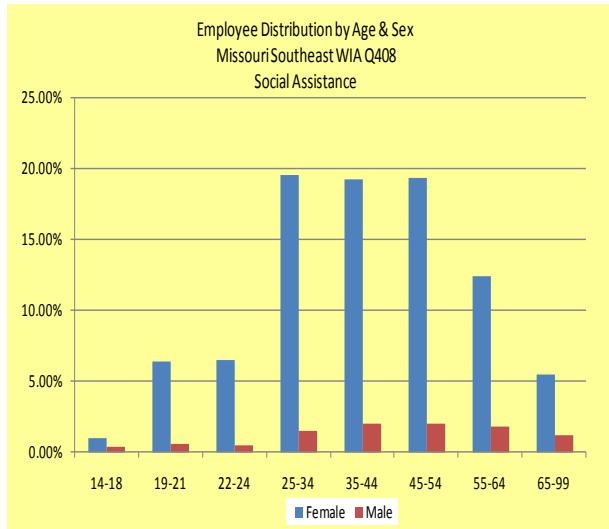
Nursing & Residential Care Facilities



Ambulatory Health Care Services



Social Assistance



* The Census Bureau and the state partners are committed to protecting the confidentiality of the data in the LED files. Statistical techniques are used by the Census Bureau to produce estimates of the data when the actual figures are too small to show within the confidentiality constraints.

Research Notes:

- Data based on the U.S. Census Bureau, Local Employment Dynamics - Industry Focus program. Website for data located at: <http://lehd.dsd.census.gov/led/>
- Top Ten Lists based on Average Quarterly Employment for 2004Q4 – 2008Q4.
- Analysis and reporting provided by the Missouri Economic Research and Information Center (MERIC), Missouri Department of Economic Development.

