

# East Jackson County MO Industry Focus

*Discovering Industry Trends with Local Employment Dynamics (LED)*

What are the top industries by employment, job growth and earnings in the East Jackson County Missouri Workforce Investment Area (WIA)? What is the makeup of the workforce employed in many of those industries? This report details the top industries in the East Jackson County WIA and the age and gender makeup of their workforce.

Workforce Investment Areas are the result of the federal Workforce Investment Act of 1998 which funds employment and training programs across the nation.



## East Jackson County Top Ten Employing Industries

Rank	All NAICS subsectors	124,404
1	722 Food Services and Drinking Places	12,989
2	561 Administrative and Support Services	7,915
3	238 Specialty Trade Contractors	7,241
4	452 General Merchandise Stores	7,015
5	621 Ambulatory Health Care Services	6,423
6	523 Securities, Commodity Contracts, and other Investment	6,363
7	541 Professional, Scientific, and Technical Services	6,298
8	332 Fabricated Metal Product Manufacturing	4,270
9	441 Motor Vehicle and Parts Dealers	4,072
10	423 Merchant Wholesalers, Durable Goods	3,264

## East Jackson County Top Ten Fastest Growing Employment Industries

Rank	All NAICS subsectors	-1%
1	523 Securities, Commodity Contracts, and Investing	41%
2	443 Electronics and Appliance Stores	33%
3	721 Accommodation	30%
4	451 Sporting Goods, Hobby, Book, and Music Stores	30%
5	814 Private Households	23%
6	713 Amusement, Gambling, and Recreation Industries	21%
7	533 Lessors of Nonfinancial Intangible Assets	17%
8	311 Food Manufacturing	14%
9	336 Transportation Equipment Manufacturing	13%
10	621 Ambulatory Health Care Services	13%

## ***East Jackson County Top Ten Average Monthly Earnings***

<b>Rank</b>	<b>All NAICS subsectors</b>	<b>\$3,222</b>
1	523 Securities, Commodity Contracts, Investing	\$6,693
2	221 Utilities	\$6,095
3	425 Wholesale Electronic Markets and Agents and Brokers	\$5,733
4	533 Lessors of Nonfinancial Intangible Assets	\$4,967
5	424 Merchant Wholesalers, Nondurable Goods	\$4,885
6	541 Professional, Scientific, and Technical Services	\$4,613
7	237 Heavy and Civil Engineering Construction	\$4,520
8	423 Merchant Wholesalers, Durable Goods	\$4,369
9	311 Food Manufacturing	\$4,348
10	327 Nonmetallic Mineral Product Manufacturing	\$4,294

## ***East Jackson County Top Ten Growth in Average Monthly Earnings***

<b>Rank</b>	<b>All NAICS subsectors</b>	<b>5%</b>
1	523 Securities, Commodity Contracts, and Investments	41%
2	524 Insurance Carriers and Related Activities	25%
3	711 Performing Arts, Spectator Sports, and Related Industries	26%
4	441 Motor Vehicle and Parts Dealers	21%
5	425 Wholesale Electronic Markets and Agents and Brokers	10%
6	334 Computer and Electronic Product Manufacturing	10%
7	551 Management of Companies and Enterprises	12%
8	512 Motion Picture and Sound Recording Industries	15%
9	443 Electronics and Appliance Stores	14%
10	454 Nonstore Retailers	12%

\*rankings based on growth in real dollars

## ***East Jackson County Top Ten Analysis***

Several industries within the East Jackson County region made multiple Top Ten lists:

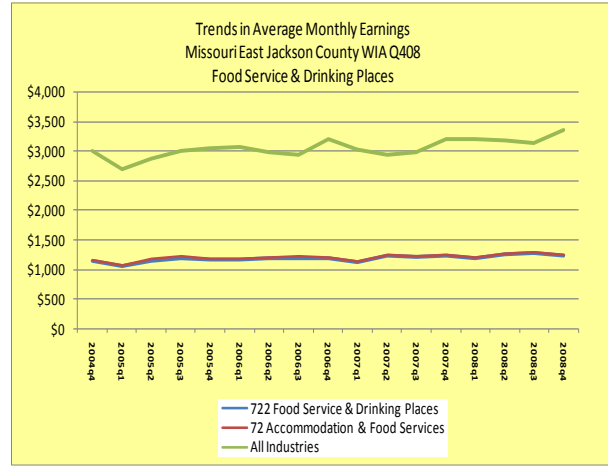
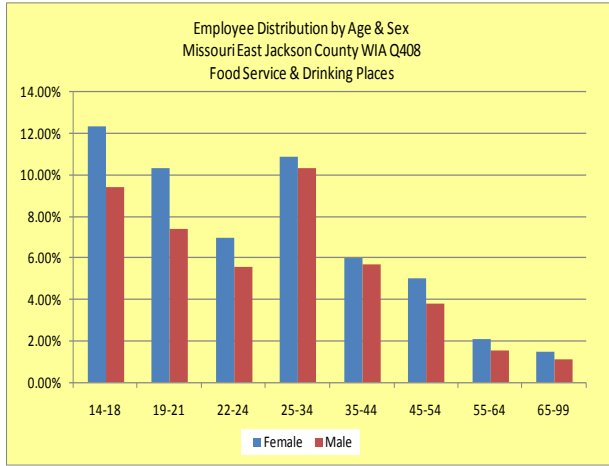
One sector, Securities, Commodity Contracts, other Financials Investments, made an appearance on all four of the Top Ten lists. It was the sixth top employing industry and placed first overall in fastest growing industries, average earnings, and earnings growth.

Other industries that made two Top Ten lists include Professional, Scientific, and Technical Services, Ambulatory Health Care Services, Electronics and Appliance Stores, and Food Manufacturing.

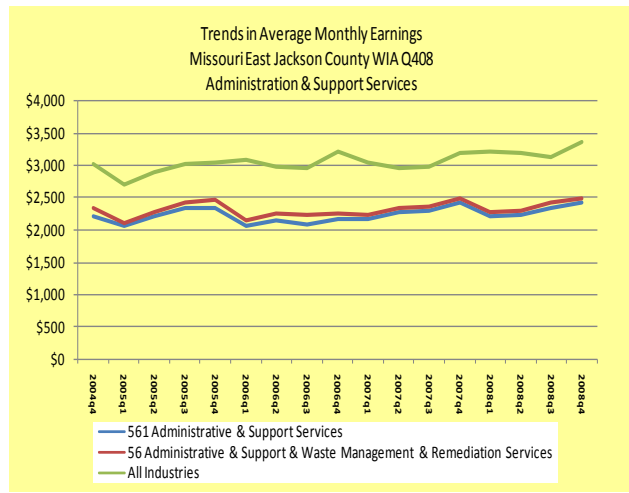
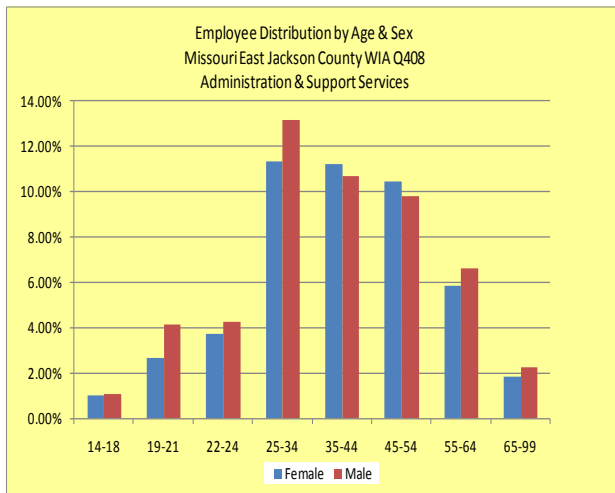
# East Jackson County Workforce Characteristics of Top Employing Industries

The charts below describe the wage growth along with age and sex distributions for the top five employing industries in the East Jackson County region.

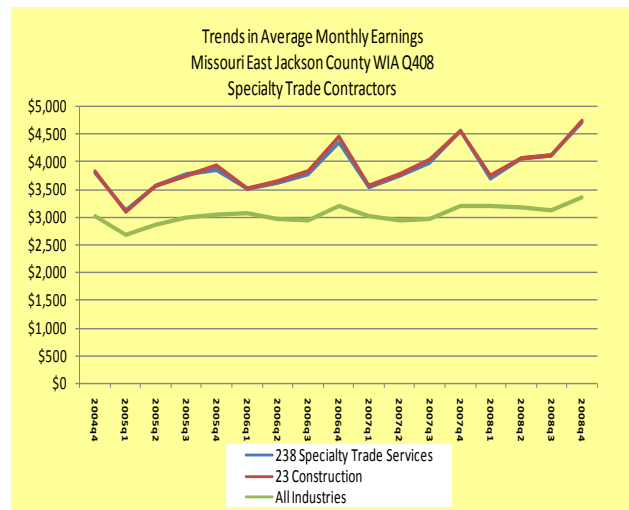
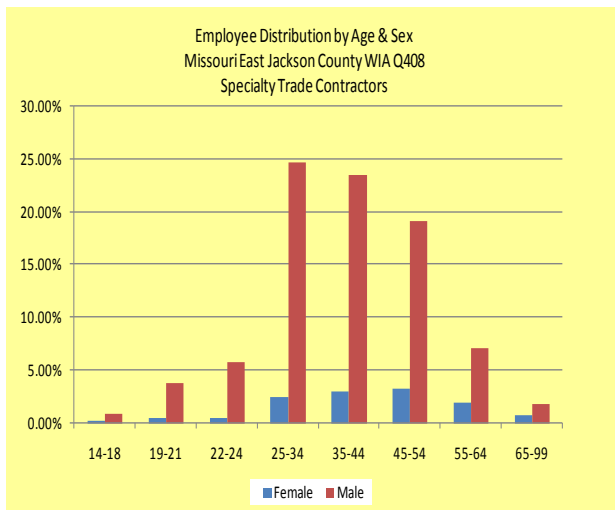
## Food Services and Drinking



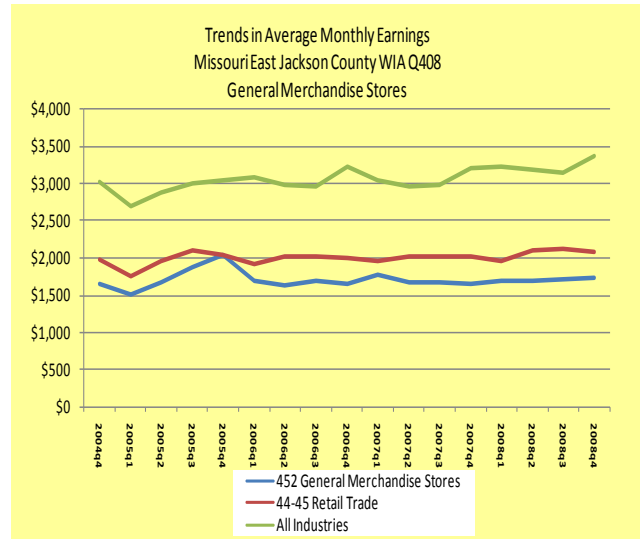
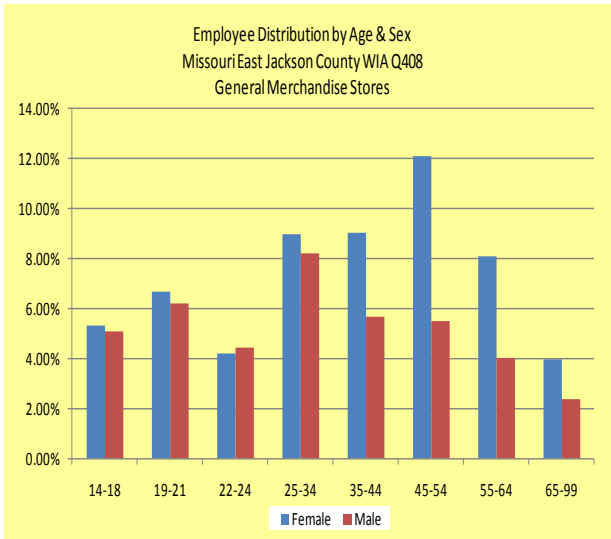
## Administrative and Support Services



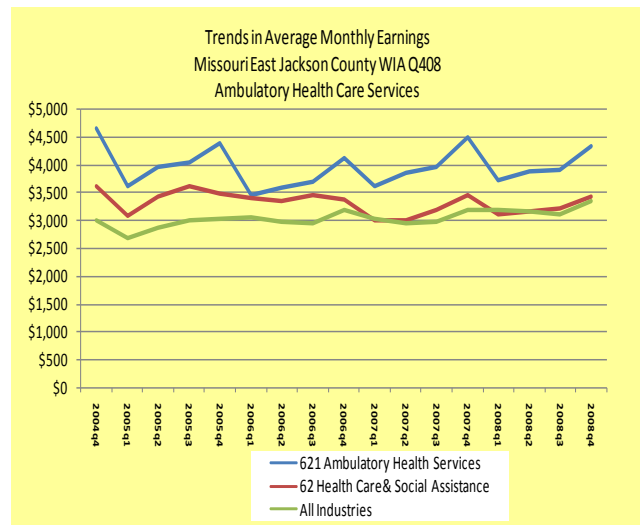
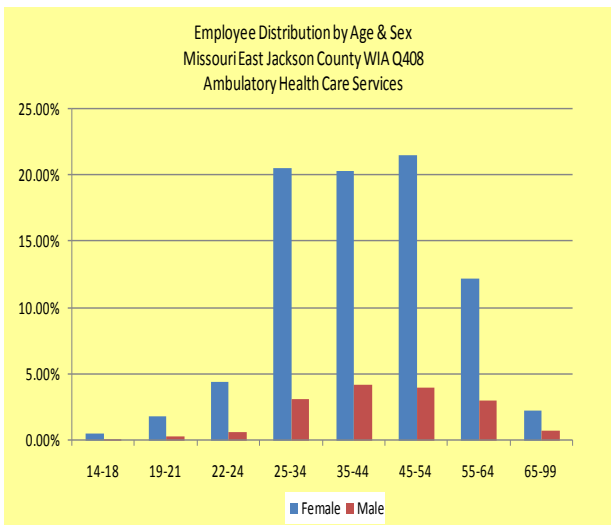
## Specialty Trade Contractors



## General Merchandise Stores



## Ambulatory Health Care Services



*\* The Census Bureau and the state partners are committed to protecting the confidentiality of the data in the LED files. Statistical techniques are used by the Census Bureau to produce estimates of the data when the actual figures are too small to show within the confidentiality constraints.*

### Research Notes:

- Data based on the U.S. Census Bureau, Local Employment Dynamics - Industry Focus program. Website for data located at: <http://lehd.dsd.census.gov/led/>
- Top Ten Lists based on Average Quarterly Employment for 2004Q4 – 2008Q4.
- Analysis and reporting provided by the Missouri Economic Research and Information Center (MERIC), Missouri Department of Economic Development.

