

2005



MISSOURI
QUARTERLY CENSUS OF
EMPLOYMENT AND WAGES
Counties M-W

Prepared by
Missouri Economic Research & Information Center

In cooperation with
U.S. Department of Labor, Bureau of Labor Statistics

Published February 2007





MISSOURI QUARTERLY CENSUS OF EMPLOYMENT AND WAGES 2005

What is the Quarterly Census of Employment and Wages (QCEW) program?

QCEW is a census of monthly employment and quarterly wage information by industry at the national, state and county level. The program is conducted by the Bureau of Labor Statistics of the U.S. Department of Labor. MERIC administers the QCEW program in Missouri, surveying over 167,000 establishments, 2.6 million employees, and \$91.6 billion in wages.

The QCEW program tabulates employment and wages for workers covered by Missouri's unemployment insurance laws, and federal workers covered by a federal unemployment program. It also includes data for state and local government workers.

Employment data represent the number of covered workers who worked during, or received pay for, the pay period including the 12th of the month.

Wages represent total compensation paid during the calendar quarter, regardless of when services were performed. Included in wages are pay for vacation and other paid leave, bonuses, stock options, tips, the cash value of meals and lodging.

What can I find in the 2006 Missouri QCEW report?

Employment and wage data for every county plus the City of St. Louis for every month in 2005, and graphs charting average annual employment and average annual wage trends from 2000 to 2005.

What can't I find in QCEW?

Excluded are members of the armed forces, the self-employed, proprietors, domestic workers, unpaid family workers and railroad workers covered by the railroad unemployment insurance system.

Also excluded are some industries for some areas which violate BLS' confidentiality rules. Sometimes a defined market is too small, and publicly listing these industries would identify them; or one firm dominates its market.

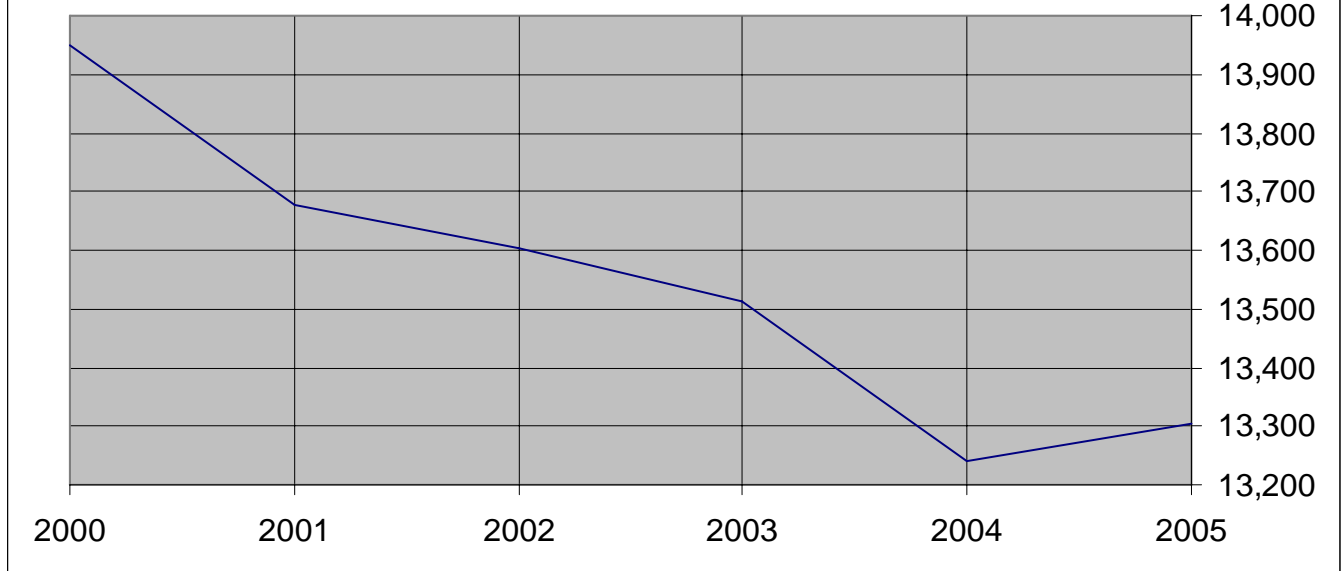
Who should use this report?

Anyone with an interest in exploring a county or the City of St. Louis' employment or wages from 2000 to 2005.

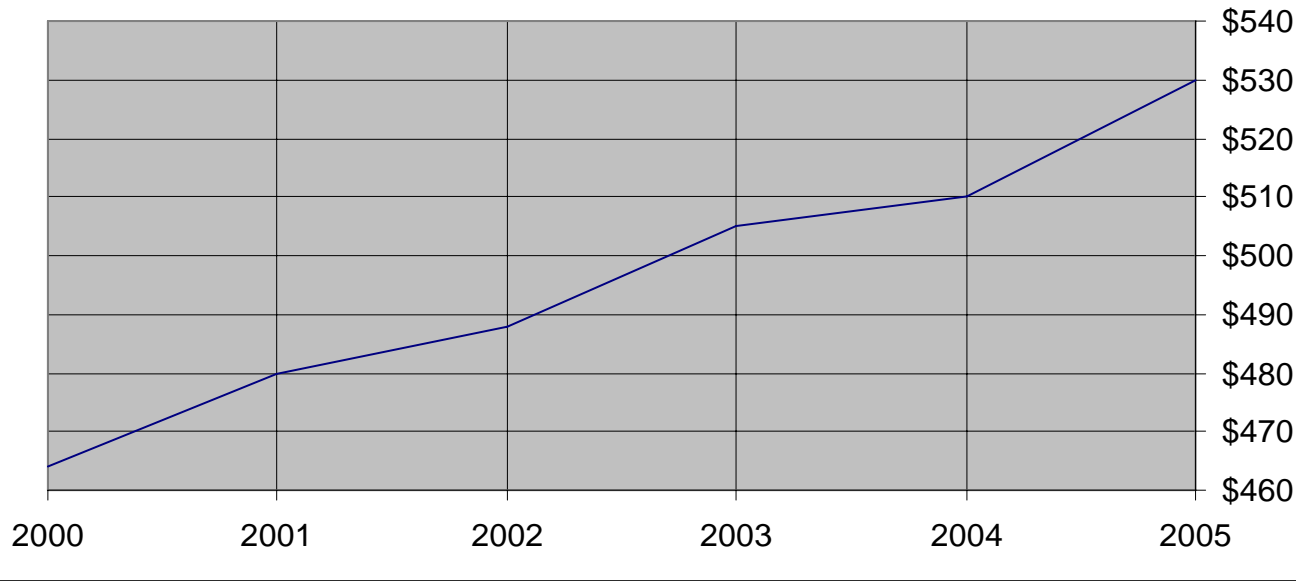
McDonald County Employment & Wages

| Industry | Jan | Feb | Mar | Apr | May | Jun | Jul | Aug | Sep | Oct | Nov | Dec | Ann. Avg. | Total Wages | Avg. Ann. Pay | Avg. Wkly Wage |
|--------------------------------------|-------|-------|-------|-------|-------|-------|-------|-------|-------|-------|-------|-------|-----------|---------------|---------------|----------------|
| TOTAL, All Industries | 6,359 | 6,434 | 6,460 | 6,452 | 6,521 | 6,538 | 6,127 | 6,209 | 6,574 | 6,537 | 6,560 | 6,582 | 6,446 | \$158,727,148 | \$24,624 | \$474 |
| Total Private | 5,415 | 5,481 | 5,512 | 5,493 | 5,556 | 5,621 | 5,568 | 5,547 | 5,626 | 5,554 | 5,571 | 5,587 | 5,544 | \$132,413,920 | \$23,883 | \$459 |
| Goods Producing | 2,904 | 2,832 | 2,807 | 2,755 | 2,762 | 2,763 | 2,774 | 2,781 | 2,800 | 2,822 | 2,834 | 2,846 | 2,807 | \$73,027,385 | \$26,019 | \$500 |
| Natural Resources & Mining | 22 | 20 | 19 | 19 | 17 | 16 | 15 | 13 | 12 | 14 | 15 | 14 | 16 | \$371,897 | \$22,769 | \$438 |
| Construction | 259 | 241 | 263 | 261 | 259 | 253 | 266 | 267 | 253 | 266 | 263 | 272 | 260 | \$8,001,575 | \$30,746 | \$591 |
| Manufacturing | 2,623 | 2,571 | 2,525 | 2,475 | 2,486 | 2,494 | 2,493 | 2,501 | 2,535 | 2,542 | 2,556 | 2,560 | 2,530 | \$64,653,913 | \$25,554 | \$491 |
| Service Providing | 2,298 | 2,437 | 2,493 | 2,525 | 2,583 | 2,645 | 2,583 | 2,558 | 2,611 | 2,519 | 2,527 | 2,536 | 2,526 | \$53,579,742 | \$21,209 | \$408 |
| Trade, Transportation & Utilities | 1,439 | 1,571 | 1,609 | 1,641 | 1,670 | 1,715 | 1,659 | 1,656 | 1,646 | 1,599 | 1,623 | 1,631 | 1,622 | \$33,704,644 | \$20,785 | \$400 |
| Wholesale Trade | 224 | 244 | 255 | 261 | 279 | 286 | 233 | 224 | 209 | 188 | 184 | 181 | 231 | \$5,025,714 | \$21,788 | \$419 |
| Retail Trade | 1,057 | 1,170 | 1,191 | 1,218 | 1,228 | 1,265 | 1,267 | 1,271 | 1,275 | 1,261 | 1,282 | 1,293 | 1,232 | \$23,263,145 | \$18,890 | \$363 |
| Transportation & Warehousing | 134 | 132 | 138 | 137 | 139 | 138 | 133 | 135 | 136 | 124 | 131 | 131 | 134 | \$4,433,066 | \$33,083 | \$636 |
| Utilities | 24 | 25 | 25 | 25 | 24 | 26 | 26 | 26 | 26 | 26 | 26 | 26 | 25 | \$982,719 | \$38,664 | \$744 |
| Information | 36 | 36 | 37 | 35 | 36 | 36 | 36 | 36 | 35 | 34 | 36 | 35 | 36 | \$3,164,041 | \$88,711 | \$1,706 |
| Financial Activities | 128 | 128 | 129 | 126 | 128 | 145 | 141 | 141 | 145 | 136 | 137 | 137 | 135 | \$3,960,262 | \$29,317 | \$564 |
| Finance | 89 | 90 | 91 | 87 | 87 | 87 | 91 | 91 | 94 | 90 | 90 | 92 | 90 | \$3,127,388 | \$34,781 | \$669 |
| Insurance | 11 | 11 | 10 | 10 | 11 | 12 | 12 | 13 | 12 | 14 | 14 | 13 | 12 | \$284,383 | \$23,864 | \$459 |
| Real Estate & Rental & Leasing | 28 | 27 | 28 | 29 | 30 | 46 | 38 | 37 | 39 | 32 | 33 | 32 | 33 | \$548,491 | \$16,496 | \$317 |
| Professional & Business Services | 174 | 179 | 195 | 196 | 199 | 205 | 219 | 222 | 230 | 243 | 242 | 238 | 212 | \$4,579,148 | \$21,617 | \$416 |
| Professional, Scientific & Tech | 44 | 47 | 48 | 46 | 43 | 40 | 43 | 43 | 40 | 44 | 43 | 42 | 44 | \$1,141,346 | \$26,188 | \$504 |
| Mgt of Companies & Enterprises | 72 | 73 | 74 | 78 | 80 | 88 | 91 | 92 | 92 | 86 | 79 | 77 | 82 | \$1,987,717 | \$24,290 | \$467 |
| Adm, Support, Waste & Remed. | 58 | 59 | 73 | 72 | 76 | 77 | 85 | 87 | 98 | 113 | 120 | 119 | 86 | \$1,450,085 | \$16,780 | \$323 |
| Education & Health Services | 209 | 205 | 213 | 207 | 201 | 191 | 198 | 199 | 218 | 222 | 223 | 224 | 209 | \$5,385,740 | \$25,749 | \$495 |
| Leisure & Hospitality | 255 | 263 | 254 | 265 | 296 | 302 | 280 | 251 | 282 | 233 | 216 | 222 | 260 | \$2,209,838 | \$8,502 | \$164 |
| Arts, Entertain & Recreation | 7 | 7 | 7 | 9 | 10 | 11 | 7 | 6 | 8 | 10 | 8 | 7 | 8 | \$85,401 | \$10,565 | \$203 |
| Accommodation & Food Svcs | 248 | 256 | 247 | 256 | 286 | 291 | 273 | 245 | 274 | 223 | 208 | 215 | 252 | \$2,124,437 | \$8,436 | \$162 |
| Other Services (except Public Admin) | 57 | 55 | 56 | 55 | 53 | 51 | 50 | 53 | 55 | 52 | 50 | 49 | 53 | \$576,069 | \$10,869 | \$209 |
| Government | 944 | 953 | 948 | 959 | 965 | 917 | 559 | 662 | 948 | 983 | 989 | 995 | 902 | \$26,313,228 | \$29,177 | \$561 |
| Federal Government | 96 | 98 | 90 | 101 | 99 | 100 | 100 | 101 | 100 | 103 | 99 | 96 | 99 | \$4,283,965 | \$43,455 | \$836 |
| Postal Service | 43 | 44 | 39 | 47 | 45 | 46 | 44 | 45 | 45 | 47 | 43 | 42 | 44 | \$1,313,110 | \$29,731 | \$572 |
| State Government | 59 | 59 | 58 | 58 | 59 | 59 | 59 | 59 | 57 | 57 | 57 | 57 | 58 | \$1,708,526 | \$29,373 | \$565 |
| Local Government | 789 | 796 | 800 | 800 | 807 | 758 | 400 | 502 | 791 | 823 | 833 | 842 | 745 | \$20,320,737 | \$27,273 | \$524 |

Average Annual Employment, 2000-2005



Average Weekly Wage, 2000-2005

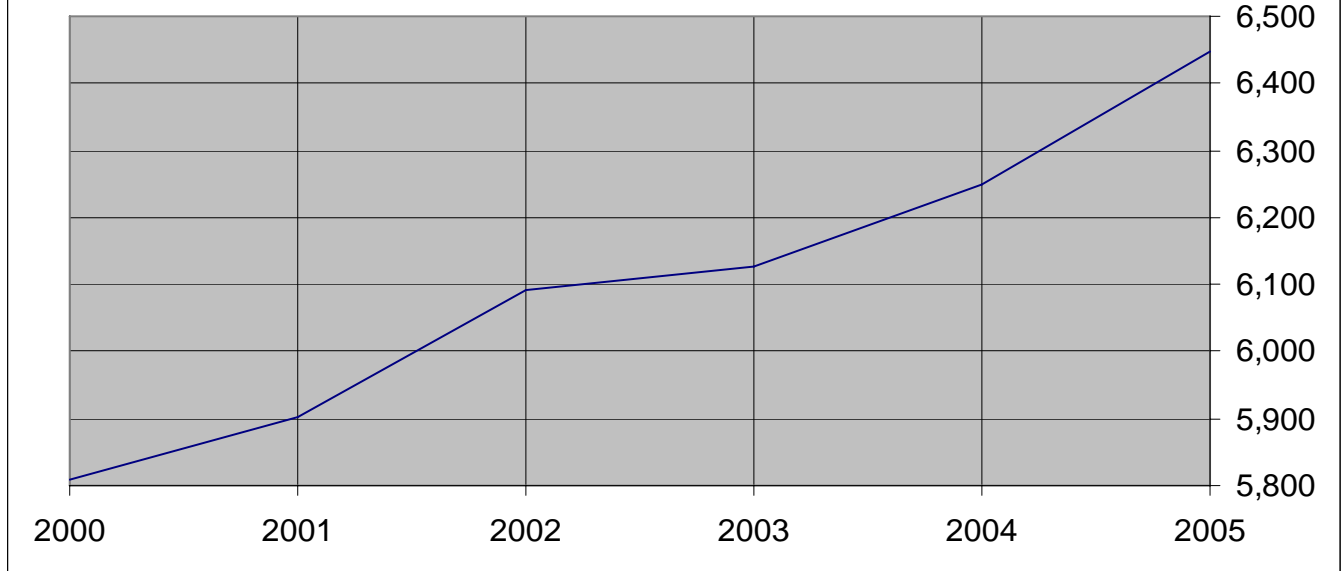


Macon County Employment & Wages

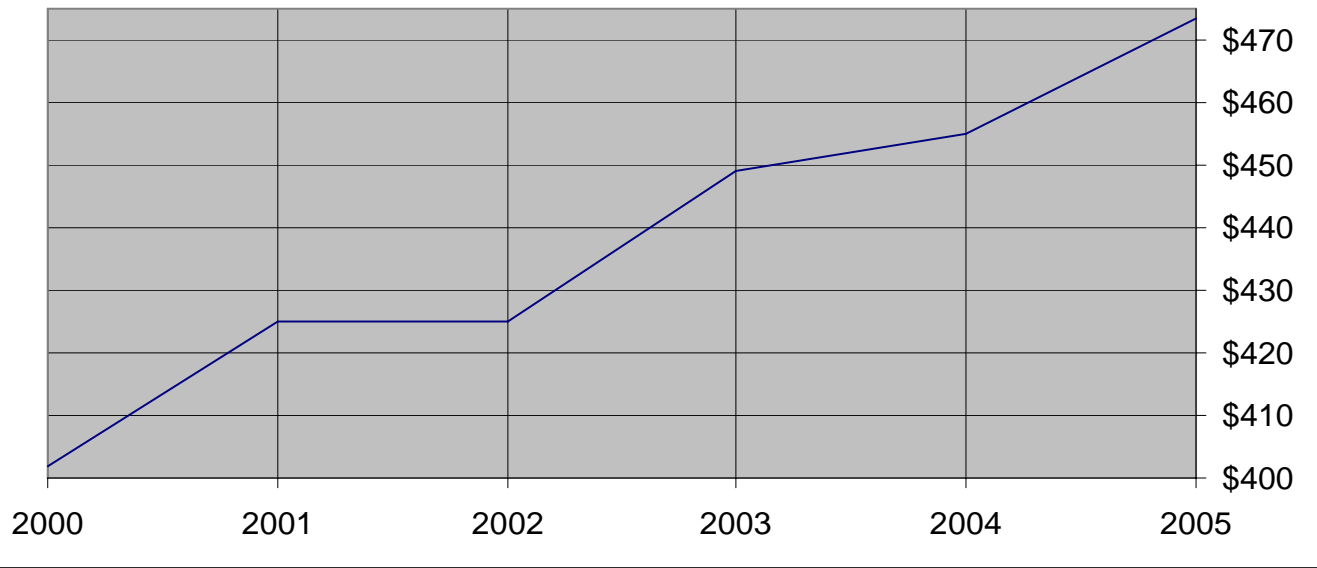
| Industry | Jan | Feb | Mar | Apr | May | Jun | Jul | Aug | Sep | Oct | Nov | Dec | Ann. Avg. | Total Wages | Avg. Ann. Pay | Avg. Wkly Wage |
|--------------------------------------|-------|-------|-------|-------|-------|-------|-------|-------|-------|-------|-------|-------|-----------|---------------|---------------|----------------|
| TOTAL, All Industries | 5,020 | 4,998 | 5,083 | 5,137 | 5,154 | 5,193 | 4,777 | 4,699 | 4,991 | 5,016 | 4,999 | 4,988 | 5,005 | \$118,856,851 | \$23,750 | \$457 |
| Total Private | 3,161 | 3,132 | 3,204 | 3,233 | 3,227 | 3,259 | 3,213 | 3,153 | 3,182 | 3,142 | 3,109 | 3,124 | 3,178 | \$71,730,901 | \$22,569 | \$434 |
| Goods Producing | 772 | 762 | 773 | 779 | 760 | 757 | 760 | 718 | 759 | 747 | 724 | 733 | 754 | \$22,673,981 | \$30,085 | \$579 |
| Construction | 126 | 125 | 138 | 147 | 149 | 159 | 166 | 164 | 160 | 169 | 160 | 159 | 152 | \$3,687,935 | \$24,289 | \$467 |
| Service Providing | 2,356 | 2,334 | 2,382 | 2,396 | 2,409 | 2,453 | 2,412 | 2,402 | 2,391 | 2,362 | 2,352 | 2,360 | 2,384 | \$48,083,786 | \$20,169 | \$388 |
| Trade, Transportation & Utilities | 1,040 | 1,031 | 1,047 | 1,067 | 1,072 | 1,080 | 1,069 | 1,066 | 1,057 | 1,043 | 1,030 | 1,040 | 1,054 | \$22,917,823 | \$21,754 | \$418 |
| Wholesale Trade | 202 | 191 | 189 | 203 | 194 | 200 | 188 | 189 | 182 | 185 | 182 | 198 | 192 | \$4,487,945 | \$23,385 | \$450 |
| Retail Trade | 691 | 700 | 710 | 714 | 722 | 723 | 723 | 721 | 720 | 699 | 687 | 684 | 708 | \$12,497,892 | \$17,657 | \$340 |
| Information | 72 | 71 | 71 | 70 | 73 | 68 | 70 | 68 | 68 | 68 | 67 | 69 | 70 | \$1,324,463 | \$19,034 | \$366 |
| Financial Activities | 184 | 179 | 182 | 177 | 177 | 183 | 192 | 189 | 183 | 189 | 189 | 187 | 184 | \$5,280,972 | \$28,662 | \$551 |
| Finance | 126 | 126 | 128 | 123 | 124 | 131 | 135 | 132 | 131 | 130 | 131 | 132 | 129 | \$4,180,099 | \$32,383 | \$623 |
| Insurance | 25 | 26 | 26 | 25 | 26 | 27 | 28 | 29 | 25 | 27 | 27 | 27 | 27 | \$743,777 | \$28,067 | \$540 |
| Real Estate & Rental & Leasing | 33 | 27 | 28 | 29 | 27 | 25 | 29 | 28 | 27 | 32 | 31 | 28 | 29 | \$357,096 | \$12,457 | \$240 |
| Professional & Business Services | 145 | 142 | 157 | 169 | 160 | 156 | 157 | 155 | 161 | 152 | 149 | 154 | 155 | \$4,431,982 | \$28,640 | \$551 |
| Adm, Support, Waste & Remed. | 86 | 85 | 95 | 100 | 100 | 92 | 97 | 95 | 100 | 95 | 94 | 102 | 95 | \$2,540,550 | \$26,719 | \$514 |
| Education & Health Services | 320 | 322 | 315 | 317 | 314 | 319 | 314 | 315 | 315 | 313 | 322 | 318 | 317 | \$6,242,097 | \$19,691 | \$379 |
| Leisure & Hospitality | 403 | 405 | 418 | 400 | 419 | 457 | 421 | 431 | 411 | 407 | 398 | 398 | 414 | \$4,296,939 | \$10,379 | \$200 |
| Arts, Entertain & Recreation | 26 | 26 | 24 | 23 | 22 | 31 | 30 | 32 | 23 | 24 | 22 | 22 | 25 | \$351,111 | \$13,814 | \$266 |
| Accomodation & Food Svcs | 377 | 379 | 394 | 377 | 397 | 426 | 391 | 399 | 388 | 383 | 376 | 376 | 389 | \$3,945,828 | \$10,154 | \$195 |
| Other Services (except Public Admin) | 192 | 184 | 192 | 196 | 194 | 190 | 189 | 178 | 196 | 190 | 197 | 194 | 191 | \$3,589,510 | \$18,793 | \$361 |
| Government | 1,859 | 1,866 | 1,879 | 1,904 | 1,927 | 1,934 | 1,564 | 1,546 | 1,809 | 1,874 | 1,890 | 1,864 | 1,826 | \$47,125,950 | \$25,804 | \$496 |
| Federal Government | 78 | 73 | 76 | 78 | 78 | 79 | 81 | 77 | 79 | 73 | 80 | 78 | 78 | \$3,079,392 | \$39,734 | \$764 |
| Postal Service | 46 | 45 | 48 | 49 | 49 | 50 | 51 | 47 | 49 | 47 | 50 | 47 | 48 | \$1,583,871 | \$32,883 | \$632 |
| State Government | 467 | 465 | 459 | 462 | 471 | 474 | 469 | 468 | 465 | 461 | 461 | 462 | 465 | \$16,163,360 | \$34,735 | \$668 |
| Local Government | 1,314 | 1,328 | 1,344 | 1,364 | 1,378 | 1,381 | 1,014 | 1,001 | 1,265 | 1,340 | 1,349 | 1,324 | 1,284 | \$27,883,198 | \$21,724 | \$418 |



Average Annual Employment, 2000-2005



Average Weekly Wage, 2000-2005



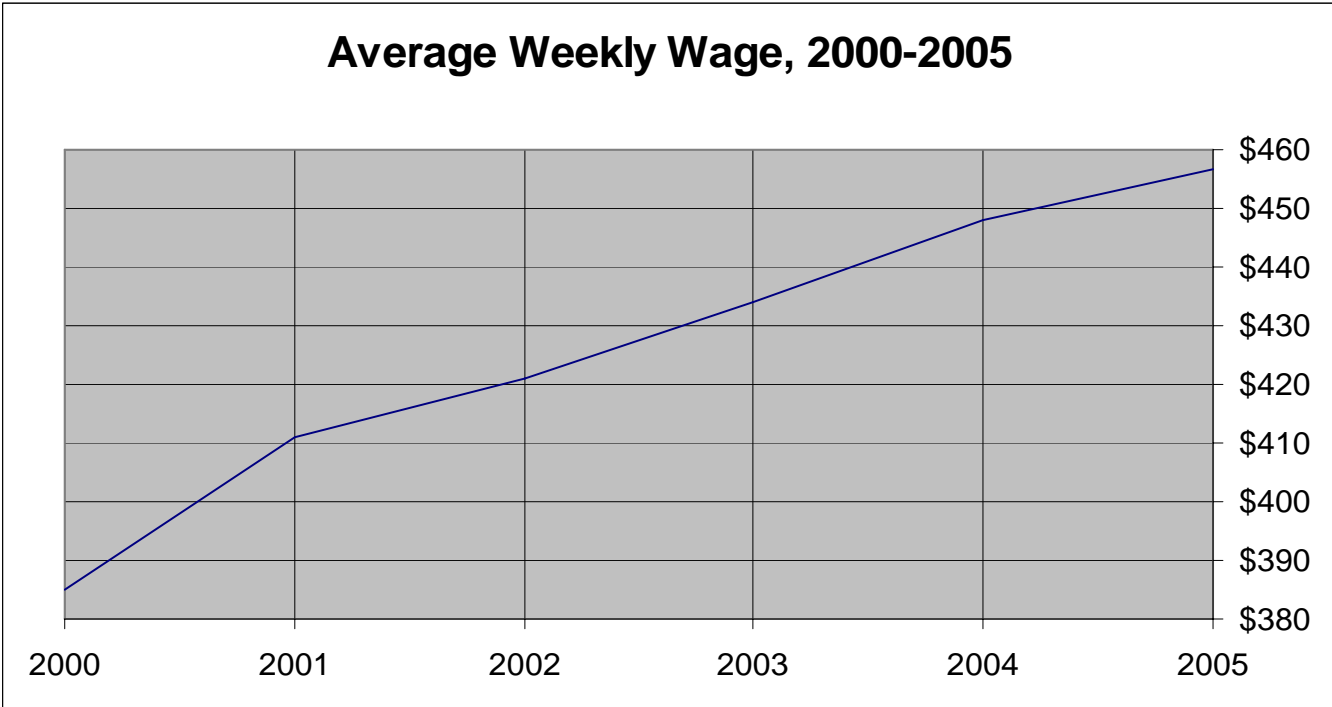
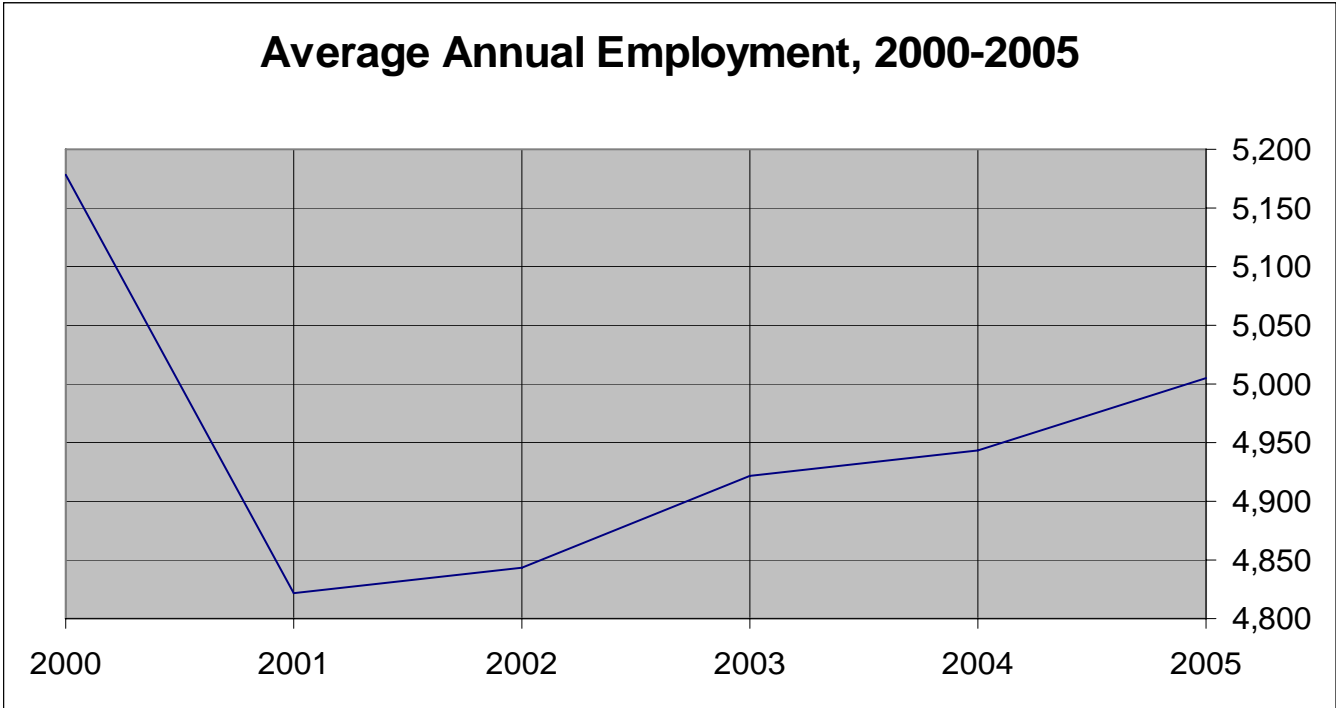
Macon



Madison County Employment & Wages

| Industry | Jan | Feb | Mar | Apr | May | Jun | Jul | Aug | Sep | Oct | Nov | Dec | Ann. Avg. | Total Wages | Avg. Ann. Pay | Avg. Wkly Wage |
|--------------------------------------|-------|-------|-------|-------|-------|-------|-------|-------|-------|-------|-------|-------|-----------|--------------|---------------|----------------|
| TOTAL, All Industries | 3,240 | 3,304 | 3,324 | 3,302 | 3,298 | 3,316 | 3,294 | 3,258 | 3,321 | 3,495 | 3,492 | 3,451 | 3,341 | \$71,683,738 | \$21,454 | \$413 |
| Total Private | 2,363 | 2,410 | 2,422 | 2,379 | 2,391 | 2,406 | 2,454 | 2,421 | 2,429 | 2,541 | 2,528 | 2,506 | 2,438 | \$49,777,106 | \$20,421 | \$393 |
| Goods Producing | 708 | 703 | 716 | 692 | 681 | 707 | 703 | 682 | 685 | 694 | 684 | 680 | 695 | \$19,401,735 | \$27,933 | \$537 |
| Manufacturing | 460 | 453 | 449 | 434 | 429 | 434 | 427 | 407 | 408 | 429 | 406 | 407 | 429 | \$9,193,771 | \$21,452 | \$413 |
| Service Providing | 1,644 | 1,696 | 1,695 | 1,674 | 1,698 | 1,690 | 1,740 | 1,727 | 1,734 | 1,838 | 1,835 | 1,817 | 1,732 | \$30,105,099 | \$17,378 | \$334 |
| Trade, Transportation & Utilities | 729 | 734 | 727 | 715 | 739 | 726 | 749 | 746 | 732 | 824 | 803 | 791 | 751 | \$16,144,321 | \$21,490 | \$413 |
| Retail Trade | 470 | 465 | 466 | 466 | 492 | 502 | 494 | 489 | 473 | 553 | 549 | 538 | 496 | \$9,488,164 | \$19,113 | \$368 |
| Transportation & Warehousing | 125 | 135 | 127 | 114 | 113 | 90 | 122 | 125 | 129 | 139 | 121 | 119 | 122 | \$2,256,275 | \$18,557 | \$357 |
| Financial Activities | 107 | 109 | 108 | 103 | 103 | 106 | 108 | 106 | 110 | 107 | 108 | 108 | 107 | \$2,652,300 | \$24,807 | \$477 |
| Finance | 75 | 75 | 75 | 71 | 74 | 75 | 75 | 75 | 78 | 74 | 75 | 76 | 75 | \$1,989,412 | \$26,585 | \$511 |
| Insurance | 19 | 20 | 19 | 19 | 18 | 18 | 18 | 17 | 17 | 18 | 18 | 17 | 18 | \$487,995 | \$26,862 | \$517 |
| Real Estate & Rental & Leasing | 13 | 14 | 14 | 13 | 11 | 13 | 15 | 14 | 15 | 15 | 15 | 15 | 14 | \$174,893 | \$12,567 | \$242 |
| Professional, Scientific & Tech | 78 | 84 | 85 | 62 | 66 | 68 | 71 | 72 | 74 | 78 | 81 | 80 | 75 | \$1,384,400 | \$18,479 | \$355 |
| Education & Health Services | 310 | 327 | 329 | 321 | 323 | 327 | 327 | 321 | 336 | 337 | 344 | 336 | 328 | \$4,388,459 | \$13,373 | \$257 |
| Leisure & Hospitality | 239 | 257 | 263 | 287 | 284 | 284 | 295 | 288 | 287 | 302 | 308 | 314 | 284 | \$2,173,675 | \$7,654 | \$147 |
| Arts, Entertain & Recreation | 1 | 1 | 2 | 4 | 8 | 7 | 7 | 8 | 8 | 5 | 7 | 5 | 5 | \$59,158 | \$11,268 | \$217 |
| Accommodation & Food Svcs | 238 | 256 | 261 | 283 | 276 | 277 | 288 | 280 | 279 | 297 | 301 | 309 | 279 | \$2,114,517 | \$7,586 | \$146 |
| Other Services (except Public Admin) | 136 | 142 | 137 | 147 | 142 | 138 | 139 | 143 | 144 | 140 | 139 | 136 | 140 | \$2,117,242 | \$15,096 | \$290 |
| Government | 877 | 894 | 902 | 923 | 907 | 910 | 840 | 837 | 892 | 954 | 964 | 945 | 904 | \$21,906,632 | \$24,240 | \$466 |
| Federal Government | 27 | 27 | 27 | 27 | 27 | 26 | 25 | 26 | 27 | 24 | 25 | 26 | 26 | \$863,341 | \$32,994 | \$634 |
| Postal Service | 23 | 23 | 23 | 22 | 22 | 22 | 21 | 22 | 22 | 20 | 21 | 22 | 22 | \$751,089 | \$34,270 | \$659 |
| State Government | 45 | 45 | 44 | 44 | 45 | 45 | 45 | 45 | 45 | 45 | 45 | 45 | 45 | \$1,252,024 | \$27,926 | \$537 |
| Local Government | 805 | 822 | 831 | 852 | 835 | 839 | 770 | 766 | 820 | 885 | 894 | 874 | 833 | \$19,791,267 | \$23,766 | \$457 |

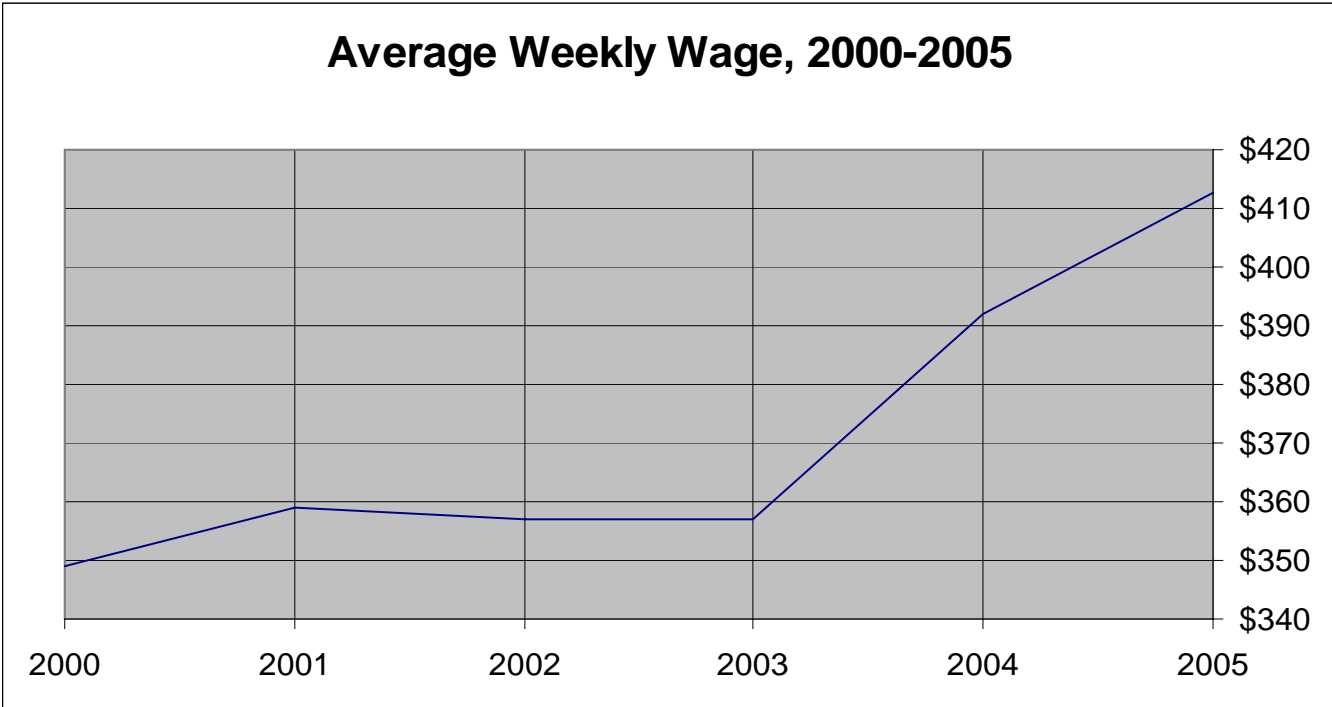
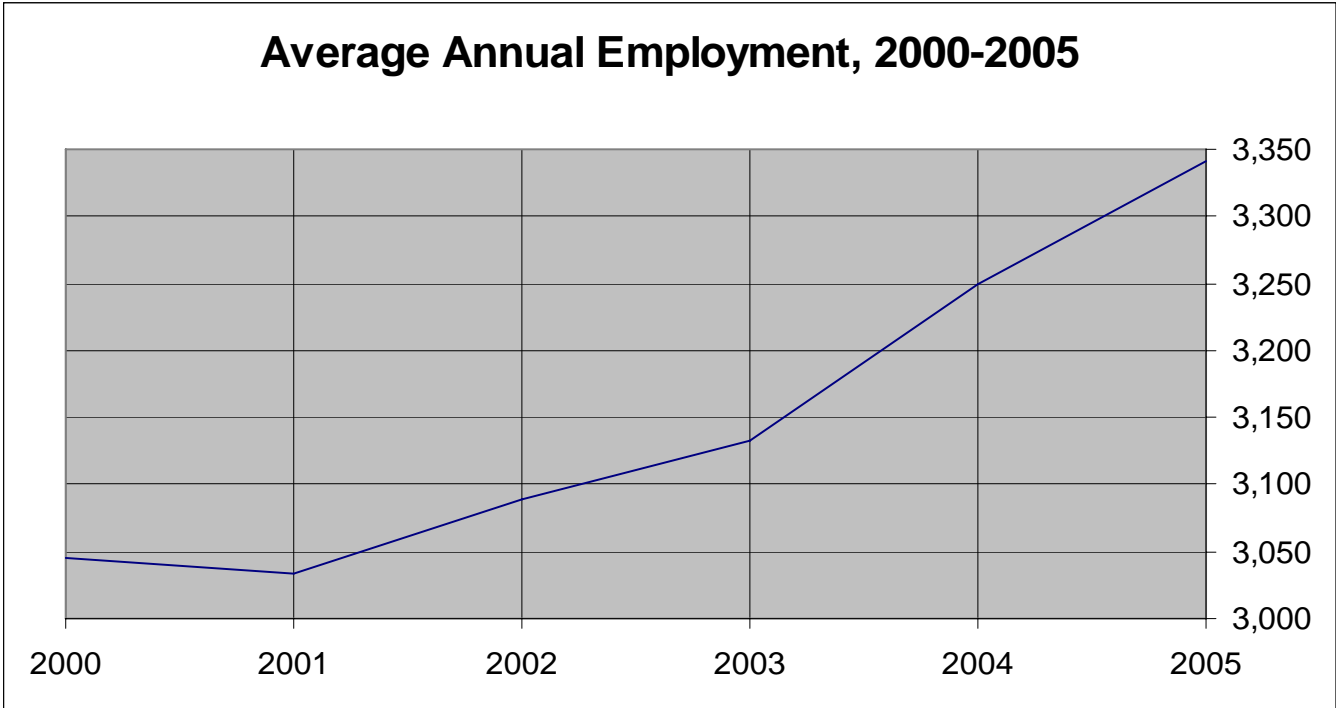




Maries County Employment & Wages

| Industry | Jan | Feb | Mar | Apr | May | Jun | Jul | Aug | Sep | Oct | Nov | Dec | Ann. Avg. | Total Wages | Avg. Ann. Pay | Avg. Wkly Wage |
|--------------------------------------|-------|-------|-------|-------|-------|-------|-------|-------|-------|-------|-------|-------|-----------|--------------|---------------|----------------|
| TOTAL, All Industries | 1,317 | 1,319 | 1,406 | 1,414 | 1,495 | 1,421 | 1,349 | 1,267 | 1,442 | 1,475 | 1,532 | 1,478 | 1,410 | \$31,911,955 | \$22,639 | \$435 |
| Total Private | 947 | 954 | 1,036 | 1,037 | 1,118 | 1,052 | 1,102 | 1,060 | 1,089 | 1,088 | 1,144 | 1,080 | 1,059 | \$24,326,967 | \$22,973 | \$442 |
| Goods Producing | 243 | 241 | 244 | 250 | 256 | 264 | 270 | 277 | 285 | 303 | 298 | 293 | 269 | \$8,445,306 | \$31,434 | \$605 |
| Manufacturing | 200 | 199 | 199 | 203 | 203 | 207 | 208 | 210 | 210 | 206 | 205 | 211 | 205 | \$6,893,259 | \$33,612 | \$646 |
| Service Providing | 704 | 713 | 792 | 787 | 862 | 788 | 832 | 783 | 804 | 785 | 846 | 785 | 790 | \$15,881,120 | \$20,101 | \$387 |
| Trade, Transportation & Utilities | 306 | 307 | 381 | 327 | 393 | 323 | 391 | 328 | 324 | 323 | 395 | 327 | 344 | \$8,819,337 | \$25,656 | \$493 |
| Retail Trade | 154 | 156 | 159 | 170 | 168 | 170 | 178 | 180 | 178 | 178 | 181 | 179 | 171 | \$2,726,165 | \$15,950 | \$307 |
| Transportation & Warehousing | 107 | 105 | 104 | 108 | 106 | 110 | 107 | 106 | 105 | 103 | 105 | 105 | 106 | \$5,348,077 | \$50,493 | \$971 |
| Financial Activities | 95 | 97 | 96 | 105 | 107 | 110 | 99 | 98 | 95 | 102 | 103 | 105 | 101 | \$2,692,166 | \$26,655 | \$513 |
| Insurance | 9 | 11 | 10 | 11 | 10 | 11 | 10 | 11 | 10 | 10 | 10 | 10 | 10 | \$133,585 | \$13,033 | \$251 |
| Real Estate & Rental & Leasing | 6 | 6 | 6 | 6 | 8 | 8 | 7 | 7 | 6 | 6 | 7 | 7 | 7 | \$59,714 | \$8,957 | \$172 |
| Professional & Business Services | 49 | 58 | 50 | 48 | 55 | 50 | 53 | 53 | 49 | 51 | 50 | 58 | 52 | \$994,565 | \$19,126 | \$368 |
| Professional, Scientific & Tech | 28 | 27 | 28 | 26 | 29 | 25 | 27 | 29 | 25 | 24 | 25 | 26 | 27 | \$678,826 | \$25,536 | \$491 |
| Education & Health Services | 149 | 142 | 158 | 165 | 160 | 159 | 162 | 171 | 188 | 154 | 156 | 157 | 160 | \$2,399,160 | \$14,987 | \$288 |
| Leisure & Hospitality | 65 | 68 | 65 | 100 | 103 | 100 | 80 | 86 | 103 | 108 | 98 | 94 | 89 | \$568,407 | \$6,375 | \$123 |
| Other Services (except Public Admin) | 39 | 40 | 41 | 41 | 43 | 45 | 46 | 46 | 44 | 46 | 43 | 43 | 43 | \$358,058 | \$8,311 | \$160 |
| Government | 370 | 365 | 370 | 377 | 377 | 369 | 247 | 207 | 353 | 387 | 388 | 398 | 351 | \$7,584,988 | \$21,630 | \$416 |
| Federal Government | 13 | 15 | 15 | 14 | 15 | 15 | 16 | 15 | 14 | 15 | 15 | 14 | 15 | \$403,965 | \$27,543 | \$530 |
| Postal Service | 13 | 15 | 15 | 14 | 15 | 15 | 16 | 15 | 14 | 15 | 15 | 14 | 15 | \$403,965 | \$27,543 | \$530 |
| State Government | 32 | 32 | 31 | 31 | 32 | 32 | 32 | 32 | 32 | 32 | 32 | 32 | 32 | \$716,066 | \$22,494 | \$433 |
| Local Government | 325 | 318 | 324 | 332 | 330 | 322 | 199 | 160 | 307 | 340 | 341 | 352 | 304 | \$6,464,957 | \$21,255 | \$409 |

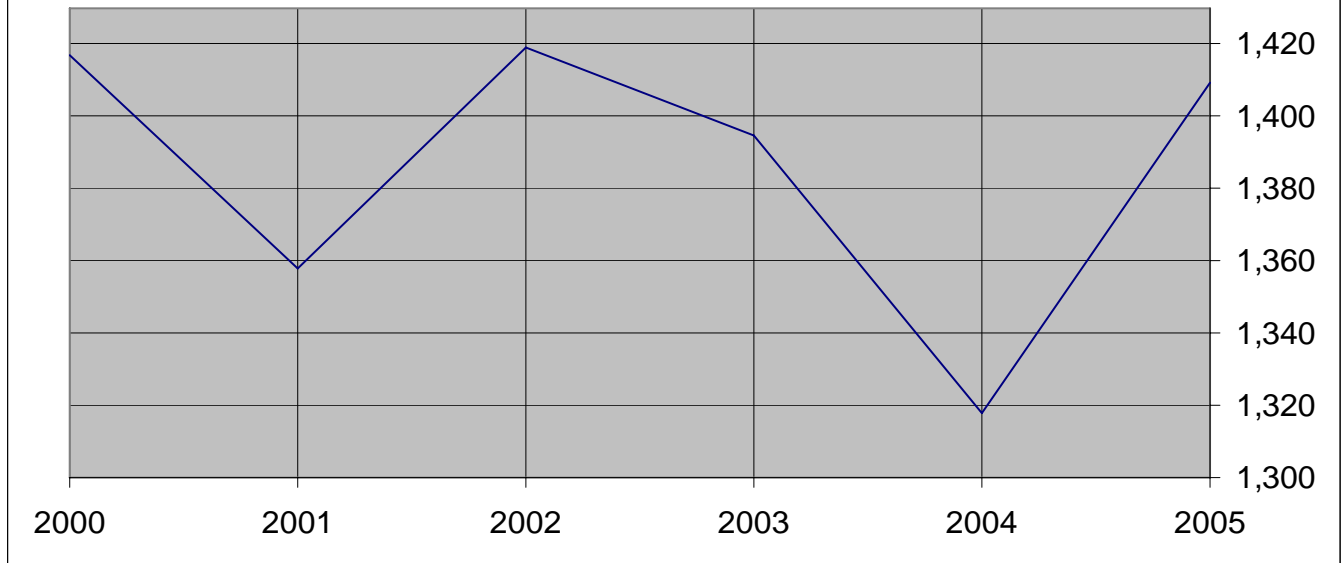




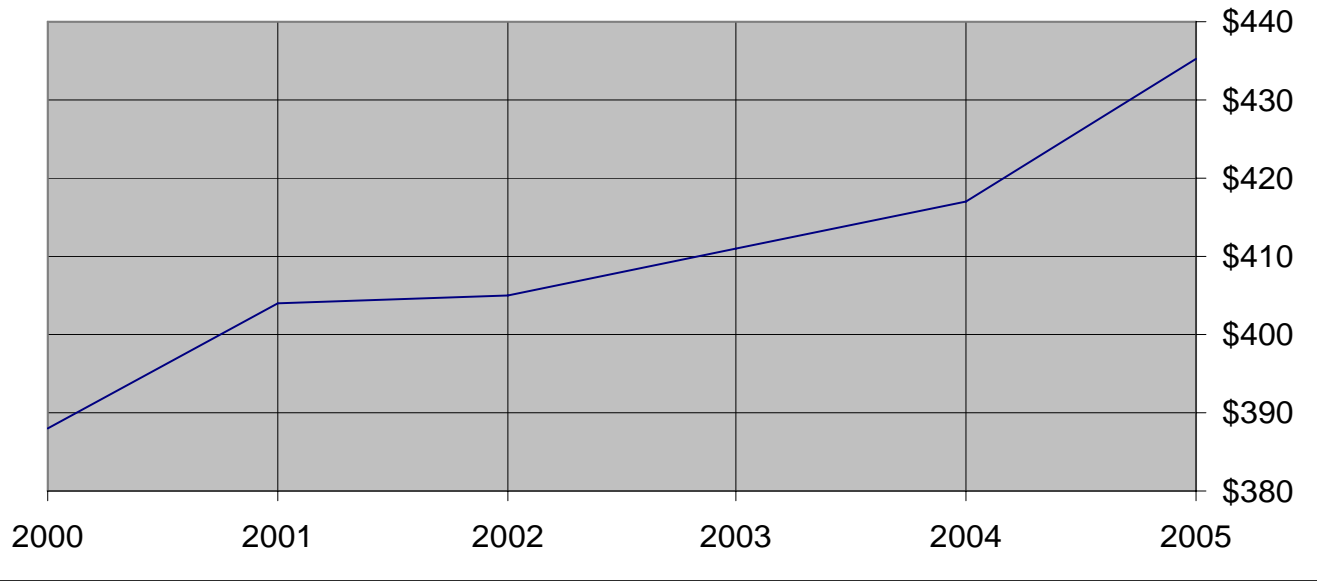
Marion County Employment & Wages

| Industry | Jan | Feb | Mar | Apr | May | Jun | Jul | Aug | Sep | Oct | Nov | Dec | Ann. Avg. | Total Wages | Avg. Ann. Pay | Avg. Wkly Wage |
|--------------------------------------|--------|--------|--------|--------|--------|--------|--------|--------|--------|--------|--------|--------|-----------|---------------|---------------|----------------|
| TOTAL, All Industries | 13,047 | 12,997 | 13,160 | 13,269 | 13,303 | 13,437 | 13,099 | 13,075 | 13,445 | 13,456 | 13,730 | 13,626 | 13,304 | \$366,487,339 | \$27,548 | \$530 |
| Total Private | 10,788 | 10,749 | 10,911 | 11,114 | 11,249 | 11,326 | 11,401 | 11,444 | 11,376 | 11,365 | 11,654 | 11,554 | 11,244 | \$308,987,446 | \$27,480 | \$528 |
| Goods Producing | 2,513 | 2,502 | 2,671 | 2,697 | 2,728 | 2,822 | 2,860 | 2,887 | 2,800 | 2,771 | 2,754 | 2,681 | 2,724 | \$119,165,227 | \$43,749 | \$841 |
| Manufacturing | 2,026 | 2,048 | 2,054 | 2,050 | 2,052 | 2,120 | 2,150 | 2,129 | 2,080 | 2,055 | 2,059 | 2,058 | 2,073 | \$89,656,893 | \$43,241 | \$832 |
| Service Providing | 8,247 | 8,220 | 8,211 | 8,389 | 8,490 | 8,473 | 8,511 | 8,528 | 8,550 | 8,566 | 8,870 | 8,846 | 8,492 | \$189,091,870 | \$22,268 | \$428 |
| Trade, Transportation & Utilities | 2,786 | 2,660 | 2,671 | 2,733 | 2,751 | 2,700 | 2,712 | 2,777 | 2,790 | 2,819 | 3,125 | 3,126 | 2,804 | \$58,084,883 | \$20,714 | \$398 |
| Wholesale Trade | 237 | 235 | 235 | 238 | 243 | 241 | 242 | 237 | 239 | 231 | 233 | 232 | 237 | \$7,859,977 | \$33,176 | \$638 |
| Retail Trade | 2,183 | 2,060 | 2,061 | 2,073 | 2,079 | 2,028 | 2,028 | 2,107 | 2,115 | 2,149 | 2,461 | 2,480 | 2,152 | \$35,517,967 | \$16,505 | \$317 |
| Transportation & Warehousing | 265 | 265 | 275 | 322 | 327 | 322 | 334 | 325 | 336 | 340 | 332 | 313 | 313 | \$9,688,382 | \$30,953 | \$595 |
| Utilities | 101 | 100 | 100 | 100 | 102 | 109 | 108 | 108 | 100 | 99 | 99 | 101 | 102 | \$5,018,557 | \$49,081 | \$944 |
| Information | 146 | 146 | 145 | 146 | 140 | 141 | 149 | 146 | 147 | 148 | 147 | 151 | 146 | \$4,250,189 | \$29,111 | \$560 |
| Financial Activities | 443 | 440 | 446 | 434 | 436 | 437 | 436 | 428 | 426 | 432 | 434 | 450 | 437 | \$12,274,462 | \$28,099 | \$540 |
| Finance | 276 | 273 | 276 | 275 | 275 | 278 | 285 | 279 | 277 | 281 | 282 | 290 | 279 | \$8,246,141 | \$29,565 | \$569 |
| Insurance | 78 | 77 | 78 | 74 | 78 | 75 | 78 | 75 | 77 | 74 | 75 | 83 | 77 | \$2,626,537 | \$34,185 | \$657 |
| Real Estate & Rental & Leasing | 89 | 90 | 92 | 85 | 83 | 84 | 73 | 74 | 72 | 77 | 77 | 77 | 81 | \$1,401,784 | \$17,288 | \$332 |
| Professional & Business Services | 538 | 632 | 607 | 607 | 605 | 576 | 594 | 596 | 649 | 652 | 643 | 642 | 612 | \$14,942,187 | \$24,425 | \$470 |
| Professional, Scientific & Tech | 310 | 306 | 289 | 309 | 257 | 250 | 262 | 263 | 260 | 255 | 261 | 268 | 274 | \$7,726,178 | \$28,181 | \$542 |
| Mgt of Companies & Enterprises | 42 | 42 | 45 | 45 | 43 | 46 | 45 | 37 | 38 | 43 | 43 | 38 | 42 | \$1,528,427 | \$36,176 | \$696 |
| Adm, Support, Waste & Remed. | 186 | 284 | 273 | 253 | 305 | 280 | 287 | 296 | 351 | 354 | 339 | 336 | 295 | \$5,687,582 | \$19,258 | \$370 |
| Education & Health Services | 2,713 | 2,716 | 2,707 | 2,689 | 2,684 | 2,742 | 2,761 | 2,766 | 2,770 | 2,757 | 2,770 | 2,758 | 2,736 | \$78,439,598 | \$28,669 | \$551 |
| Leisure & Hospitality | 1,204 | 1,216 | 1,227 | 1,378 | 1,446 | 1,442 | 1,455 | 1,407 | 1,364 | 1,366 | 1,354 | 1,320 | 1,348 | \$13,530,020 | \$10,035 | \$193 |
| Arts, Entertain & Recreation | 145 | 141 | 154 | 201 | 227 | 231 | 202 | 198 | 206 | 187 | 184 | 170 | 187 | \$1,686,589 | \$9,011 | \$173 |
| Accommodation & Food Svcs | 1,059 | 1,075 | 1,073 | 1,177 | 1,219 | 1,211 | 1,253 | 1,209 | 1,158 | 1,179 | 1,170 | 1,150 | 1,161 | \$11,843,431 | \$10,200 | \$196 |
| Other Services (except Public Admin) | 417 | 410 | 408 | 402 | 428 | 435 | 404 | 408 | 404 | 392 | 397 | 399 | 409 | \$7,570,531 | \$18,525 | \$356 |
| Government | 2,259 | 2,248 | 2,249 | 2,155 | 2,054 | 2,111 | 1,698 | 1,631 | 2,069 | 2,091 | 2,076 | 2,072 | 2,059 | \$57,499,893 | \$27,920 | \$537 |
| Federal Government | 98 | 96 | 98 | 97 | 96 | 102 | 101 | 102 | 100 | 99 | 99 | 95 | 99 | \$4,750,629 | \$48,189 | \$927 |
| Postal Service | 49 | 50 | 48 | 49 | 50 | 50 | 49 | 50 | 48 | 49 | 49 | 49 | 49 | \$2,150,769 | \$43,744 | \$841 |
| State Government | 401 | 400 | 395 | 398 | 403 | 409 | 409 | 406 | 401 | 398 | 399 | 401 | 402 | \$13,069,984 | \$32,539 | \$626 |
| Local Government | 1,760 | 1,752 | 1,756 | 1,660 | 1,555 | 1,600 | 1,188 | 1,123 | 1,568 | 1,594 | 1,578 | 1,576 | 1,559 | \$39,679,280 | \$25,449 | \$489 |

Average Annual Employment, 2000-2005

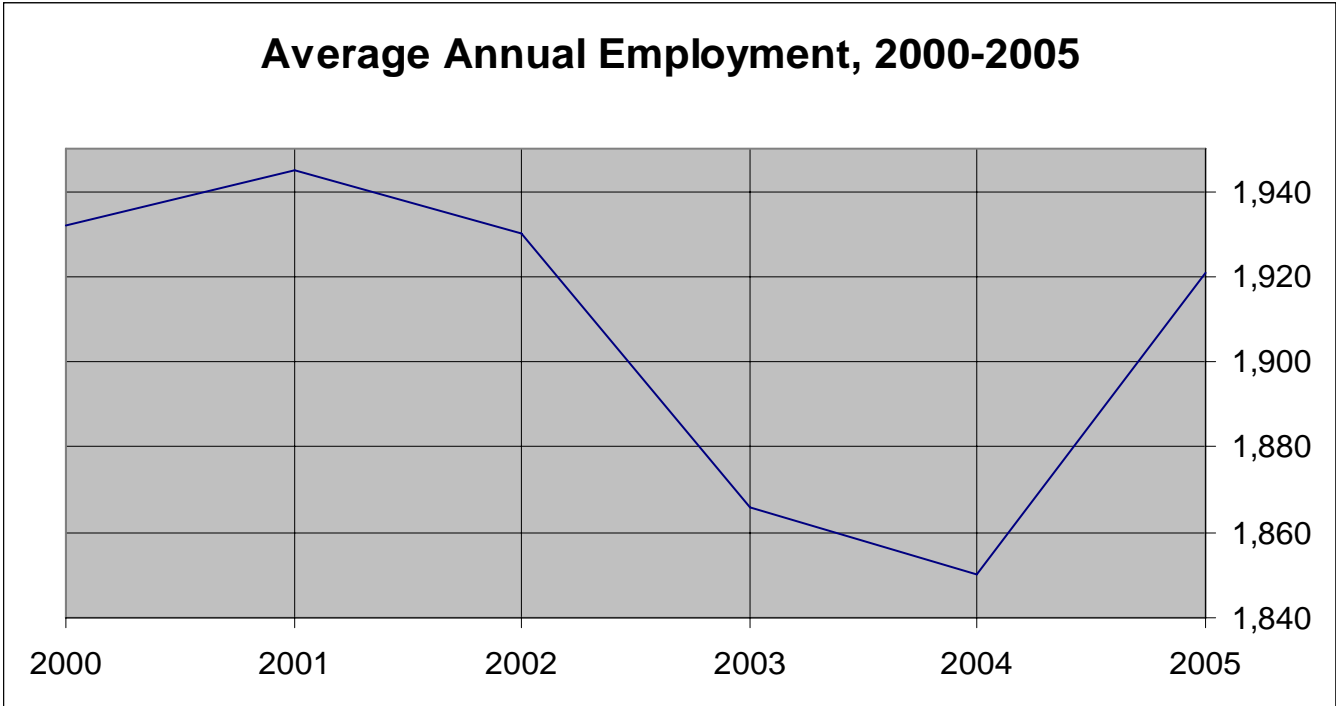


Average Weekly Wage, 2000-2005



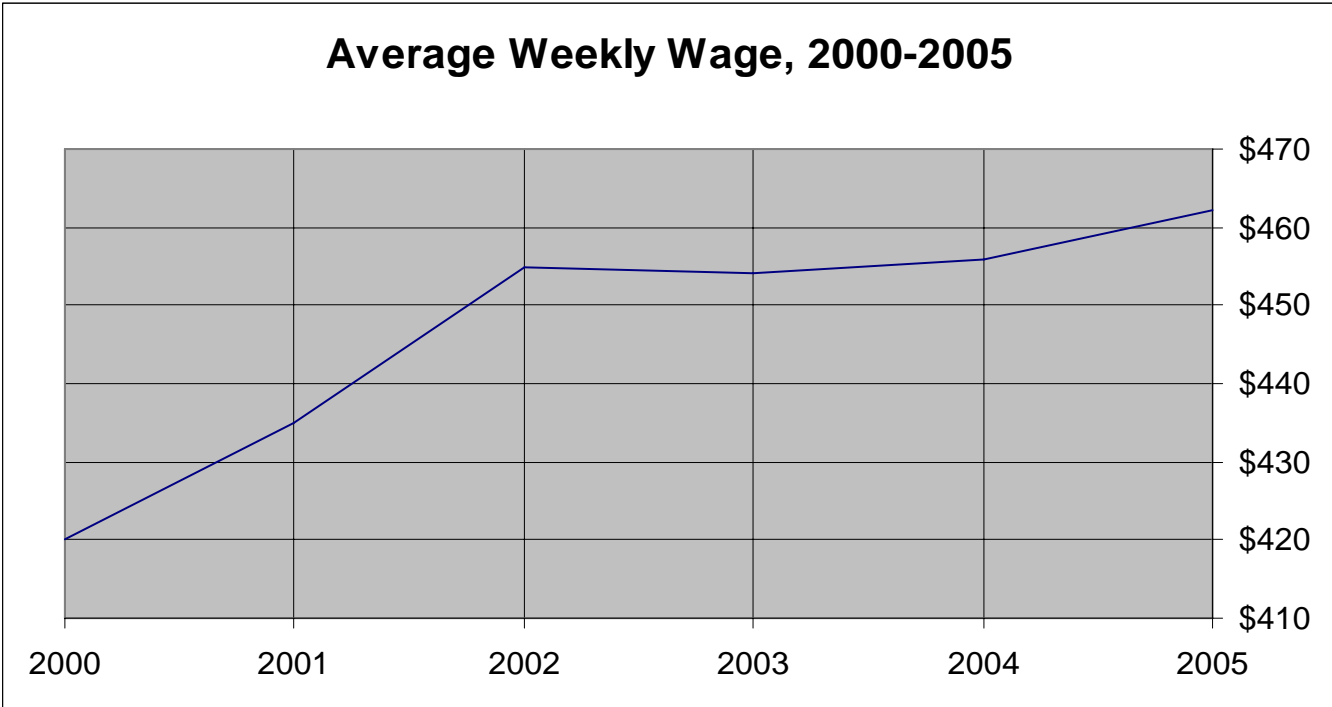
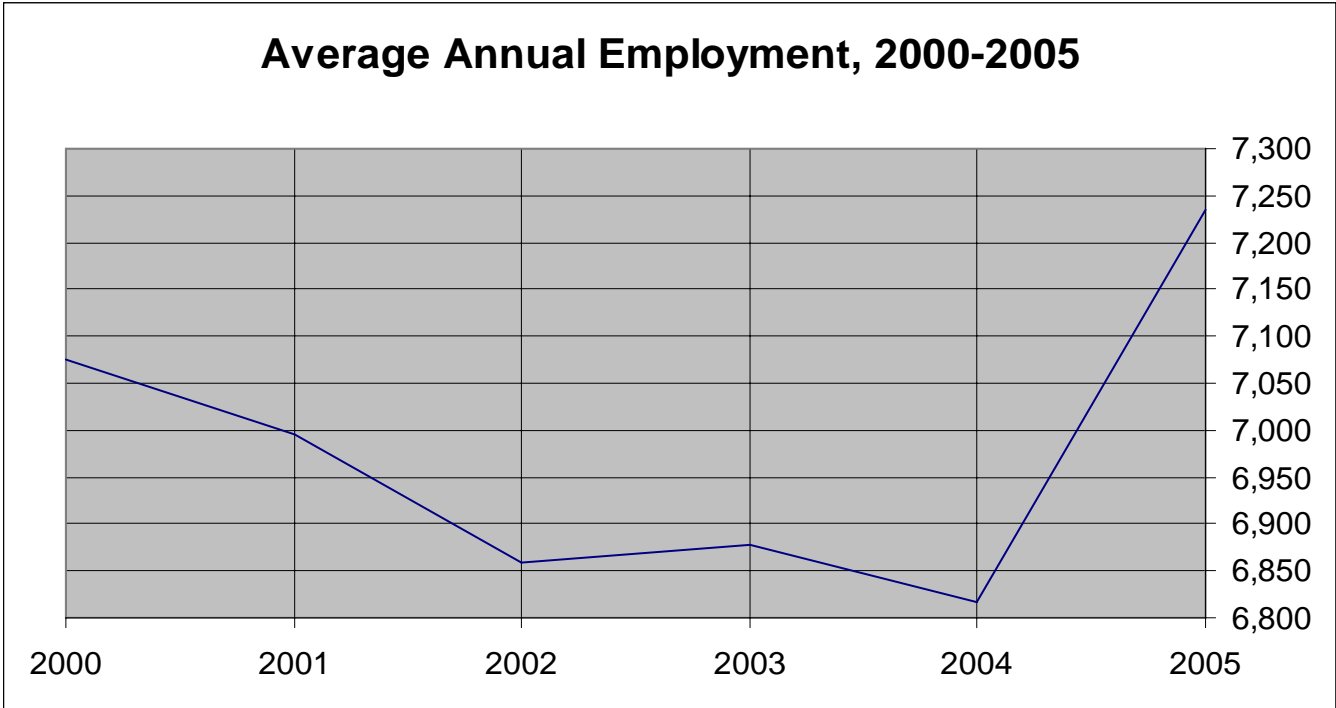
Mercer County Employment & Wages

| Industry | Jan | Feb | Mar | Apr | May | Jun | Jul | Aug | Sep | Oct | Nov | Dec | Ann. Avg. | Total Wages | Avg. Ann. Pay | Avg. Wkly Wage |
|--------------------------------------|-------|-------|-------|-------|-------|-------|-------|-------|-------|-------|-------|-------|-----------|--------------|---------------|----------------|
| TOTAL, All Industries | 1,890 | 1,877 | 1,889 | 1,908 | 1,919 | 1,930 | 1,865 | 1,861 | 1,950 | 1,984 | 1,991 | 1,989 | 1,921 | \$54,341,402 | \$28,287 | \$544 |
| Total Private | 1,604 | 1,604 | 1,609 | 1,616 | 1,622 | 1,638 | 1,671 | 1,678 | 1,670 | 1,703 | 1,704 | 1,696 | 1,651 | \$48,215,926 | \$29,200 | \$562 |
| Goods Producing | 42 | 45 | 49 | 48 | 51 | 58 | 62 | 60 | 64 | 65 | 70 | 68 | 57 | \$1,343,462 | \$23,639 | \$455 |
| Construction | 15 | 15 | 15 | 16 | 19 | 22 | 24 | 22 | 24 | 24 | 22 | 21 | 20 | \$442,389 | \$22,212 | \$427 |
| Service Providing | 341 | 345 | 345 | 346 | 333 | 336 | 359 | 362 | 365 | 372 | 374 | 375 | 354 | \$7,918,539 | \$22,342 | \$430 |
| Trade, Transportation & Utilities | 116 | 114 | 114 | 113 | 107 | 111 | 101 | 105 | 110 | 106 | 109 | 109 | 110 | \$1,842,029 | \$16,809 | \$323 |
| Wholesale Trade | 24 | 25 | 24 | 24 | 24 | 26 | 25 | 24 | 24 | 22 | 22 | 22 | 24 | \$569,865 | \$23,910 | \$460 |
| Retail Trade | 64 | 63 | 63 | 63 | 58 | 63 | 57 | 58 | 60 | 58 | 60 | 61 | 61 | \$764,038 | \$12,594 | \$242 |
| Transportation & Warehousing | 28 | 26 | 27 | 26 | 25 | 22 | 19 | 23 | 26 | 26 | 27 | 26 | 25 | \$508,126 | \$20,258 | \$390 |
| Financial Activities | 43 | 43 | 43 | 45 | 43 | 44 | 42 | 44 | 44 | 44 | 44 | 45 | 44 | \$1,024,889 | \$23,471 | \$451 |
| Finance | 26 | 26 | 26 | 27 | 27 | 27 | 26 | 27 | 28 | 29 | 29 | 29 | 27 | \$723,826 | \$26,562 | \$511 |
| Insurance | 15 | 15 | 15 | 16 | 14 | 15 | 14 | 15 | 14 | 13 | 13 | 14 | 14 | \$276,256 | \$19,162 | \$369 |
| Professional & Business Services | 12 | 13 | 13 | 14 | 13 | 13 | 12 | 12 | 12 | 13 | 11 | 12 | 13 | \$428,810 | \$34,305 | \$660 |
| Professional, Scientific & Tech | 9 | 10 | 10 | 10 | 9 | 9 | 8 | 8 | 8 | 8 | 8 | 8 | 9 | \$358,571 | \$40,980 | \$788 |
| Education & Health Services | 45 | 48 | 46 | 45 | 40 | 38 | 77 | 76 | 79 | 83 | 83 | 83 | 62 | \$1,187,910 | \$19,186 | \$369 |
| Leisure & Hospitality | 41 | 43 | 47 | 46 | 48 | 48 | 47 | 45 | 41 | 43 | 43 | 43 | 45 | \$249,988 | \$5,607 | \$108 |
| Other Services (except Public Admin) | 27 | 27 | 25 | 26 | 25 | 25 | 23 | 23 | 22 | 26 | 27 | 26 | 25 | \$461,729 | \$18,347 | \$353 |
| Government | 286 | 273 | 280 | 292 | 297 | 292 | 194 | 183 | 280 | 281 | 287 | 293 | 270 | \$6,125,476 | \$22,701 | \$437 |
| Federal Government | 22 | 22 | 20 | 20 | 20 | 17 | 22 | 23 | 22 | 20 | 18 | 19 | 20 | \$736,134 | \$36,056 | \$693 |
| Postal Service | 13 | 13 | 11 | 11 | 11 | 11 | 13 | 14 | 13 | 12 | 12 | 13 | 12 | \$408,383 | \$33,337 | \$641 |
| State Government | 27 | 27 | 26 | 26 | 26 | 27 | 27 | 27 | 27 | 27 | 27 | 27 | 27 | \$672,599 | \$25,144 | \$484 |
| Local Government | 237 | 224 | 234 | 246 | 251 | 248 | 145 | 133 | 231 | 234 | 242 | 247 | 223 | \$4,716,743 | \$21,183 | \$407 |



Miller County Employment & Wages

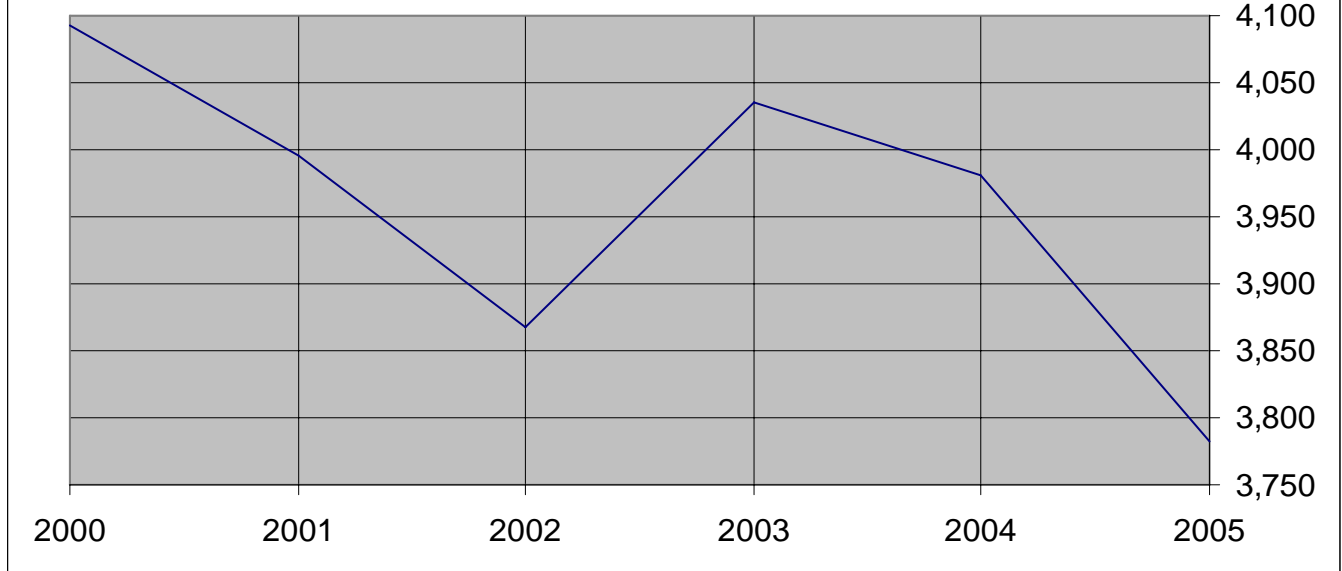
| Industry | Jan | Feb | Mar | Apr | May | Jun | Jul | Aug | Sep | Oct | Nov | Dec | Ann. Avg. | Total Wages | Avg. Ann. Pay | Avg. Wkly Wage |
|--------------------------------------|-------|-------|-------|-------|-------|-------|-------|-------|-------|-------|-------|-------|-----------|---------------|---------------|----------------|
| TOTAL, All Industries | 6,958 | 6,901 | 7,086 | 7,205 | 7,411 | 7,508 | 7,332 | 7,224 | 7,363 | 7,339 | 7,232 | 7,247 | 7,234 | \$173,852,821 | \$24,033 | \$462 |
| Total Private | 5,686 | 5,616 | 5,793 | 5,951 | 6,164 | 6,293 | 6,340 | 6,321 | 6,078 | 6,042 | 5,914 | 5,932 | 6,011 | \$142,531,152 | \$23,712 | \$456 |
| Goods Producing | 2,078 | 2,096 | 2,147 | 2,119 | 2,137 | 2,173 | 2,092 | 2,093 | 2,043 | 2,086 | 2,089 | 2,112 | 2,105 | \$54,017,604 | \$25,656 | \$493 |
| Manufacturing | 1,189 | 1,192 | 1,199 | 1,130 | 1,122 | 1,139 | 1,069 | 1,091 | 1,080 | 1,082 | 1,084 | 1,090 | 1,122 | \$27,559,464 | \$24,557 | \$472 |
| Service Providing | 3,602 | 3,514 | 3,639 | 3,825 | 4,023 | 4,116 | 4,245 | 4,224 | 4,031 | 3,952 | 3,811 | 3,806 | 3,899 | \$88,451,332 | \$22,686 | \$436 |
| Trade, Transportation & Utilities | 1,543 | 1,535 | 1,550 | 1,543 | 1,562 | 1,592 | 1,622 | 1,614 | 1,520 | 1,579 | 1,589 | 1,650 | 1,575 | \$42,818,392 | \$27,188 | \$523 |
| Wholesale Trade | 223 | 221 | 222 | 211 | 201 | 198 | 221 | 224 | 221 | 213 | 214 | 219 | 216 | \$5,332,988 | \$24,728 | \$476 |
| Retail Trade | 1,010 | 1,014 | 1,028 | 1,024 | 1,056 | 1,078 | 1,086 | 1,082 | 1,065 | 1,064 | 1,076 | 1,129 | 1,059 | \$22,997,836 | \$21,710 | \$417 |
| Transportation & Warehousing | 242 | 232 | 232 | 241 | 239 | 241 | 240 | 234 | 167 | 236 | 235 | 237 | 231 | \$9,205,677 | \$39,794 | \$765 |
| Information | 90 | 95 | 94 | 87 | 90 | 93 | 88 | 89 | 88 | 92 | 90 | 89 | 90 | \$3,931,505 | \$43,482 | \$836 |
| Financial Activities | 259 | 257 | 256 | 276 | 286 | 281 | 284 | 285 | 284 | 304 | 301 | 298 | 281 | \$7,885,289 | \$28,070 | \$540 |
| Finance | 155 | 152 | 152 | 160 | 160 | 164 | 167 | 166 | 166 | 161 | 161 | 163 | 161 | \$4,725,741 | \$29,429 | \$566 |
| Insurance | 44 | 43 | 40 | 47 | 54 | 41 | 43 | 45 | 46 | 60 | 56 | 55 | 48 | \$1,509,195 | \$31,551 | \$607 |
| Real Estate & Rental & Leasing | 60 | 62 | 64 | 69 | 72 | 76 | 74 | 74 | 72 | 83 | 84 | 80 | 73 | \$1,650,353 | \$22,763 | \$438 |
| Professional & Business Services | 421 | 326 | 354 | 390 | 431 | 470 | 467 | 473 | 468 | 450 | 426 | 434 | 426 | \$8,789,260 | \$20,640 | \$397 |
| Adm, Support, Waste & Remed. | 297 | 205 | 228 | 263 | 302 | 332 | 335 | 336 | 334 | 329 | 303 | 309 | 298 | \$5,468,106 | \$18,365 | \$353 |
| Education & Health Services | 440 | 442 | 445 | 441 | 449 | 448 | 462 | 468 | 467 | 479 | 478 | 480 | 458 | \$10,517,880 | \$22,952 | \$441 |
| Leisure & Hospitality | 690 | 697 | 781 | 908 | 1,024 | 1,050 | 1,145 | 1,125 | 1,035 | 897 | 783 | 706 | 903 | \$11,241,187 | \$12,443 | \$239 |
| Arts, Entertain & Recreation | 42 | 44 | 68 | 106 | 123 | 153 | 162 | 158 | 128 | 93 | 68 | 48 | 99 | \$1,209,849 | \$12,169 | \$234 |
| Accommodation & Food Svcs | 648 | 653 | 713 | 802 | 901 | 897 | 983 | 967 | 907 | 804 | 715 | 658 | 804 | \$10,031,338 | \$12,477 | \$240 |
| Other Services (except Public Admin) | 159 | 162 | 159 | 180 | 181 | 182 | 177 | 170 | 169 | 151 | 144 | 149 | 165 | \$3,267,819 | \$19,775 | \$380 |
| Government | 1,272 | 1,285 | 1,293 | 1,254 | 1,247 | 1,215 | 992 | 903 | 1,285 | 1,297 | 1,318 | 1,315 | 1,223 | \$31,321,669 | \$25,611 | \$493 |
| Federal Government | 53 | 53 | 52 | 55 | 53 | 53 | 51 | 53 | 54 | 52 | 54 | 54 | 53 | \$2,063,033 | \$38,864 | \$747 |
| Postal Service | 46 | 46 | 45 | 48 | 46 | 46 | 44 | 46 | 47 | 45 | 47 | 47 | 46 | \$1,712,321 | \$37,157 | \$715 |
| State Government | 97 | 97 | 97 | 101 | 105 | 112 | 113 | 112 | 107 | 105 | 103 | 99 | 104 | \$2,243,015 | \$21,567 | \$415 |
| Local Government | 1,122 | 1,135 | 1,144 | 1,098 | 1,089 | 1,050 | 828 | 738 | 1,124 | 1,140 | 1,161 | 1,162 | 1,066 | \$27,015,621 | \$25,345 | \$487 |



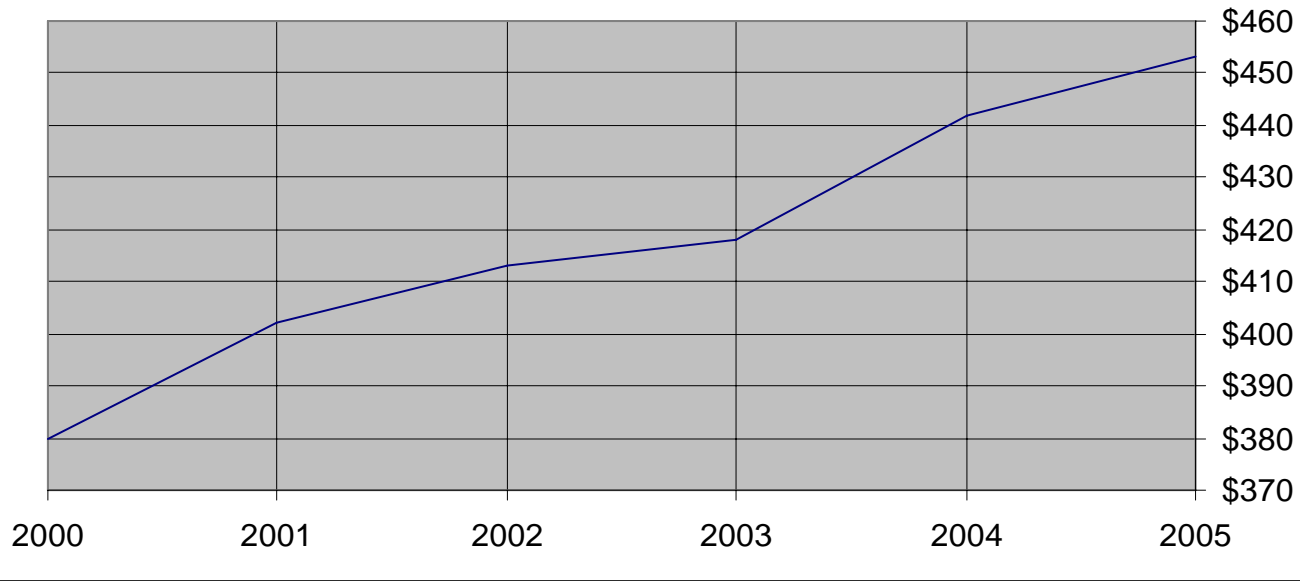
Mississippi County Employment & Wages

| Industry | Jan | Feb | Mar | Apr | May | Jun | Jul | Aug | Sep | Oct | Nov | Dec | Ann. Avg. | Total Wages | Avg. Ann. Pay | Avg. Wkly Wage |
|--------------------------------------|-------|-------|-------|-------|-------|-------|-------|-------|-------|-------|-------|-------|-----------|--------------|---------------|----------------|
| TOTAL, All Industries | 3,616 | 3,685 | 3,738 | 3,797 | 3,840 | 3,944 | 3,671 | 3,588 | 3,862 | 3,887 | 3,867 | 3,885 | 3,782 | \$89,101,091 | \$23,561 | \$453 |
| Total Private | 2,386 | 2,446 | 2,506 | 2,571 | 2,602 | 2,758 | 2,791 | 2,638 | 2,702 | 2,727 | 2,709 | 2,710 | 2,629 | \$59,855,922 | \$22,769 | \$438 |
| Goods Producing | 305 | 310 | 315 | 328 | 333 | 334 | 341 | 343 | 345 | 348 | 346 | 341 | 332 | \$11,585,842 | \$34,853 | \$670 |
| Construction | 50 | 51 | 48 | 51 | 50 | 46 | 47 | 48 | 48 | 53 | 53 | 51 | 50 | \$1,163,185 | \$23,420 | \$450 |
| Manufacturing | 255 | 259 | 267 | 277 | 283 | 288 | 294 | 295 | 297 | 295 | 293 | 290 | 283 | \$10,422,657 | \$36,862 | \$709 |
| Service Providing | 1,860 | 1,907 | 1,931 | 1,943 | 1,962 | 1,991 | 2,031 | 1,998 | 2,036 | 2,079 | 2,068 | 2,096 | 1,992 | \$41,046,643 | \$20,607 | \$396 |
| Trade, Transportation & Utilities | 962 | 1,016 | 1,028 | 1,014 | 1,034 | 1,070 | 1,086 | 1,042 | 1,049 | 1,111 | 1,096 | 1,130 | 1,053 | \$25,044,341 | \$23,780 | \$457 |
| Wholesale Trade | 176 | 172 | 175 | 180 | 185 | 187 | 183 | 186 | 198 | 190 | 183 | 188 | 184 | \$6,663,764 | \$36,298 | \$698 |
| Retail Trade | 447 | 481 | 481 | 448 | 447 | 453 | 494 | 454 | 452 | 486 | 487 | 493 | 469 | \$8,214,137 | \$17,530 | \$337 |
| Transportation & Warehousing | 338 | 362 | 371 | 384 | 400 | 428 | 407 | 400 | 397 | 433 | 424 | 447 | 399 | \$10,123,496 | \$25,356 | \$488 |
| Information | 5 | 6 | 6 | 5 | 5 | 5 | 5 | 7 | 7 | 7 | 8 | 7 | 6 | \$208,375 | \$34,253 | \$659 |
| Financial Activities | 122 | 125 | 124 | 138 | 139 | 141 | 138 | 138 | 138 | 146 | 145 | 145 | 137 | \$4,479,701 | \$32,798 | \$631 |
| Finance | 83 | 86 | 87 | 100 | 99 | 101 | 101 | 102 | 103 | 109 | 106 | 106 | 99 | \$3,598,397 | \$36,501 | \$702 |
| Insurance | 15 | 15 | 16 | 18 | 19 | 19 | 17 | 18 | 18 | 21 | 23 | 23 | 19 | \$550,231 | \$29,742 | \$572 |
| Real Estate & Rental & Leasing | 24 | 24 | 21 | 20 | 21 | 21 | 20 | 18 | 17 | 16 | 16 | 16 | 20 | \$331,073 | \$16,978 | \$327 |
| Professional & Business Services | 33 | 32 | 35 | 36 | 35 | 38 | 39 | 38 | 38 | 39 | 39 | 38 | 37 | \$1,112,316 | \$30,336 | \$583 |
| Professional, Scientific & Tech | 16 | 16 | 16 | 15 | 15 | 17 | 18 | 17 | 17 | 22 | 22 | 22 | 18 | \$277,155 | \$15,614 | \$300 |
| Education & Health Services | 441 | 432 | 441 | 429 | 431 | 416 | 426 | 424 | 437 | 433 | 433 | 432 | 431 | \$6,327,651 | \$14,673 | \$282 |
| Leisure & Hospitality | 198 | 196 | 195 | 213 | 212 | 219 | 226 | 234 | 254 | 241 | 241 | 239 | 222 | \$1,942,275 | \$8,736 | \$168 |
| Arts, Entertain & Recreation | 15 | 13 | 16 | 17 | 18 | 22 | 18 | 17 | 18 | 18 | 17 | 16 | 17 | \$96,861 | \$5,670 | \$109 |
| Accommodation & Food Svcs | 183 | 183 | 179 | 196 | 194 | 197 | 208 | 217 | 236 | 223 | 224 | 223 | 205 | \$1,845,414 | \$8,991 | \$173 |
| Other Services (except Public Admin) | 99 | 100 | 102 | 108 | 106 | 102 | 111 | 115 | 113 | 102 | 106 | 105 | 106 | \$1,931,984 | \$18,269 | \$351 |
| Government | 1,230 | 1,239 | 1,232 | 1,226 | 1,238 | 1,186 | 880 | 950 | 1,160 | 1,160 | 1,158 | 1,175 | 1,153 | \$29,245,169 | \$25,368 | \$488 |
| Federal Government | 49 | 42 | 41 | 41 | 48 | 45 | 45 | 44 | 40 | 40 | 44 | 37 | 43 | \$1,510,391 | \$35,125 | \$675 |
| Postal Service | 32 | 30 | 28 | 30 | 32 | 31 | 31 | 30 | 30 | 30 | 29 | 28 | 30 | \$1,070,538 | \$35,586 | \$684 |

Average Annual Employment, 2000-2005

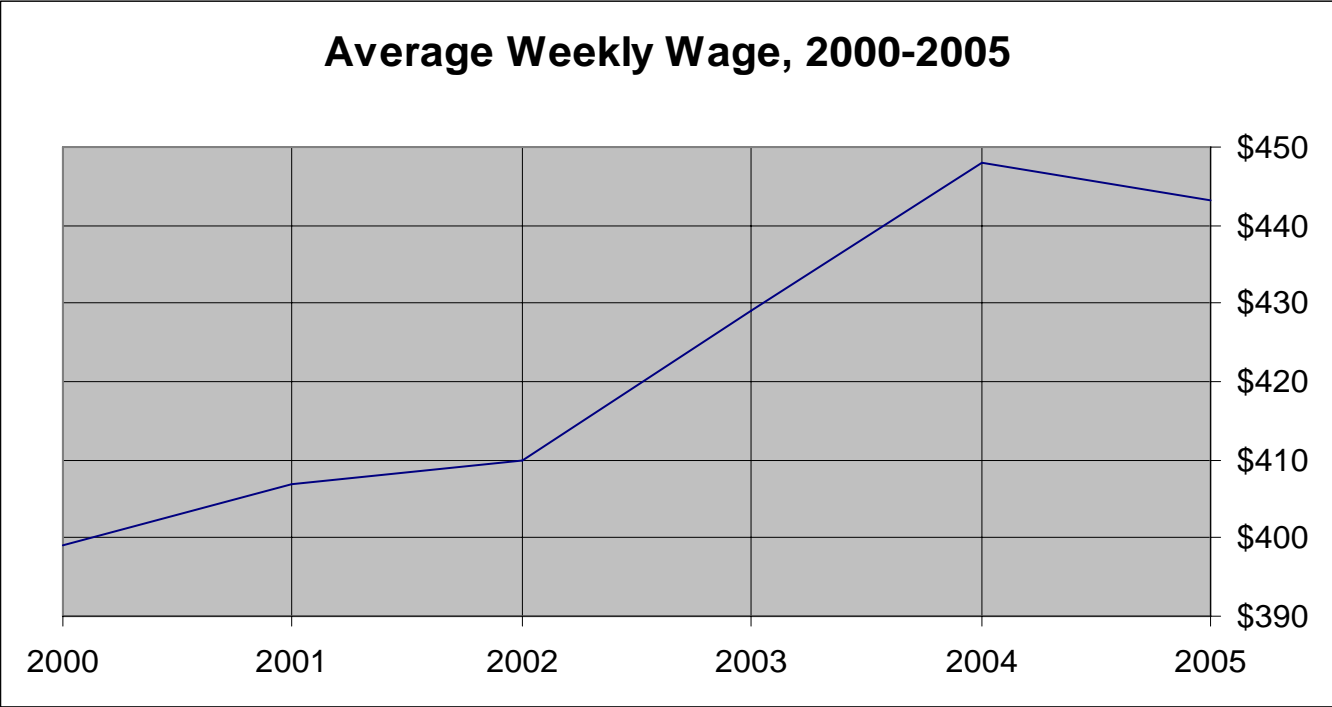
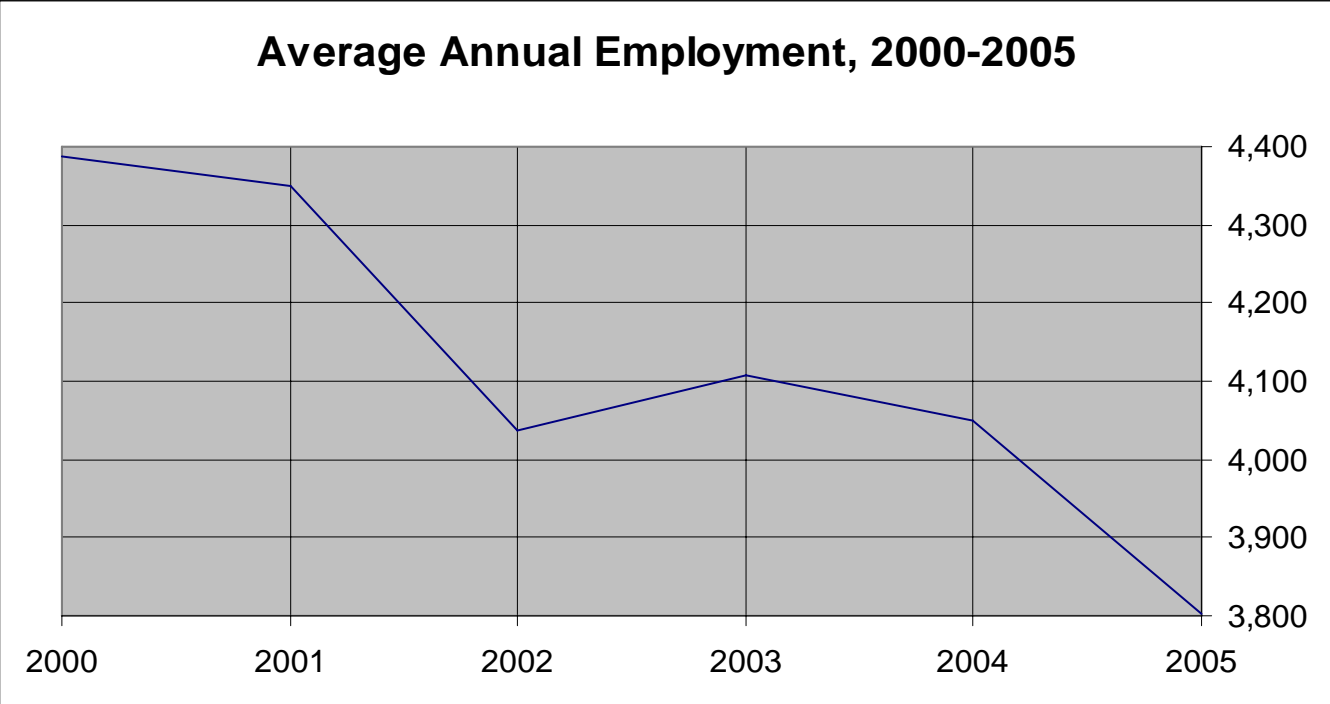


Average Weekly Wage, 2000-2005



Moniteau County Employment & Wages

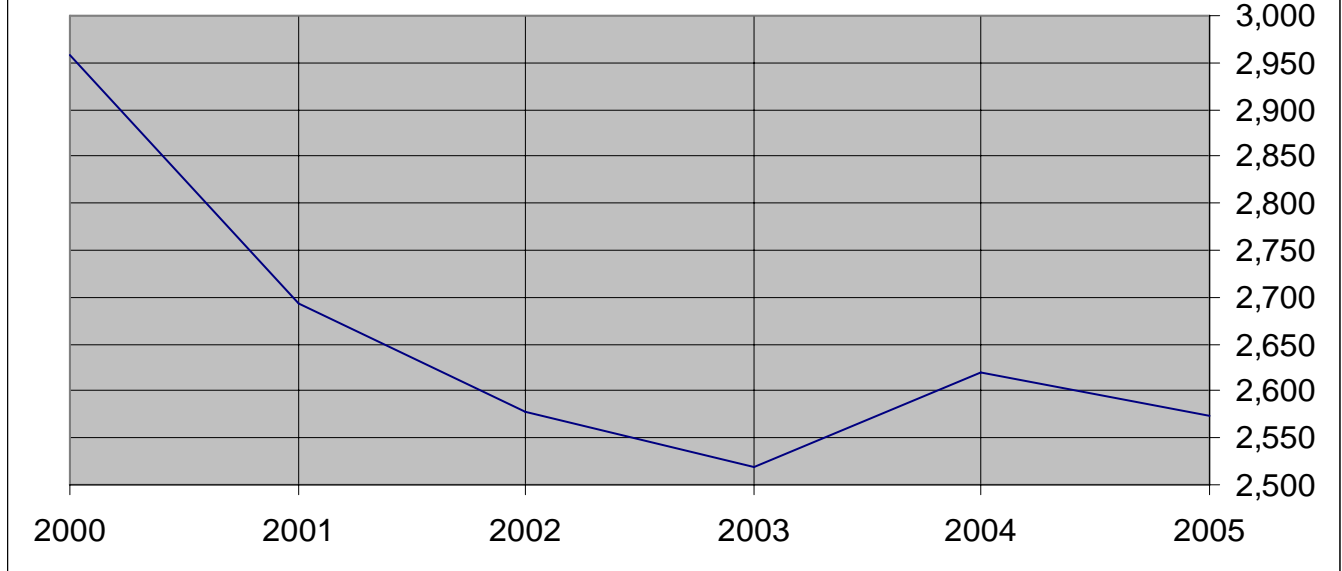
| Industry | Jan | Feb | Mar | Apr | May | Jun | Jul | Aug | Sep | Oct | Nov | Dec | Ann. Avg. | Total Wages | Avg. Ann. Pay | Avg. Wkly Wage |
|--------------------------------------|-------|-------|-------|-------|-------|-------|-------|-------|-------|-------|-------|-------|-----------|--------------|---------------|----------------|
| TOTAL, All Industries | 3,769 | 3,756 | 3,801 | 3,899 | 3,917 | 3,888 | 3,616 | 3,620 | 3,833 | 3,826 | 3,870 | 3,843 | 3,803 | \$87,652,943 | \$23,047 | \$443 |
| Total Private | 2,673 | 2,668 | 2,715 | 2,798 | 2,802 | 2,804 | 2,798 | 2,802 | 2,760 | 2,725 | 2,764 | 2,751 | 2,755 | \$61,034,505 | \$22,154 | \$426 |
| Goods Producing | 1,083 | 1,076 | 1,080 | 1,104 | 1,107 | 1,128 | 1,117 | 1,104 | 1,087 | 1,105 | 1,143 | 1,155 | 1,107 | \$29,877,652 | \$26,980 | \$519 |
| Manufacturing | 783 | 779 | 774 | 775 | 773 | 783 | 768 | 764 | 754 | 766 | 811 | 819 | 779 | \$20,214,588 | \$25,947 | \$499 |
| Service Providing | 1,561 | 1,547 | 1,576 | 1,622 | 1,635 | 1,638 | 1,653 | 1,665 | 1,642 | 1,592 | 1,588 | 1,565 | 1,607 | \$30,406,603 | \$18,921 | \$364 |
| Trade, Transportation & Utilities | 678 | 670 | 684 | 698 | 690 | 684 | 682 | 695 | 702 | 689 | 695 | 697 | 689 | \$16,154,967 | \$23,458 | \$451 |
| Wholesale Trade | 171 | 169 | 174 | 183 | 178 | 183 | 185 | 185 | 181 | 182 | 185 | 180 | 180 | \$5,325,925 | \$29,643 | \$570 |
| Retail Trade | 437 | 434 | 442 | 447 | 446 | 439 | 438 | 446 | 452 | 437 | 440 | 447 | 442 | \$8,153,181 | \$18,443 | \$355 |
| Information | 19 | 19 | 19 | 20 | 21 | 22 | 20 | 21 | 20 | 20 | 20 | 20 | 20 | \$390,868 | \$19,462 | \$374 |
| Financial Activities | 134 | 131 | 133 | 130 | 132 | 133 | 132 | 135 | 134 | 133 | 136 | 136 | 133 | \$3,840,295 | \$28,820 | \$554 |
| Finance | 89 | 85 | 87 | 86 | 86 | 87 | 87 | 89 | 88 | 87 | 89 | 87 | 87 | \$2,993,797 | \$34,313 | \$660 |
| Insurance | 30 | 30 | 31 | 30 | 31 | 31 | 31 | 31 | 31 | 30 | 30 | 32 | 31 | \$664,805 | \$21,678 | \$417 |
| Real Estate & Rental & Leasing | 15 | 16 | 15 | 14 | 15 | 15 | 14 | 15 | 15 | 16 | 17 | 17 | 15 | \$181,693 | \$11,850 | \$228 |
| Professional & Business Services | 66 | 68 | 66 | 85 | 76 | 78 | 72 | 74 | 67 | 64 | 66 | 64 | 71 | \$1,446,068 | \$20,512 | \$394 |
| Professional, Scientific & Tech | 57 | 58 | 57 | 63 | 55 | 53 | 49 | 50 | 45 | 48 | 48 | 50 | 53 | \$1,167,008 | \$22,123 | \$425 |
| Education & Health Services | 318 | 315 | 318 | 319 | 323 | 322 | 335 | 333 | 326 | 330 | 325 | 320 | 324 | \$5,430,154 | \$16,777 | \$323 |
| Leisure & Hospitality | 255 | 253 | 265 | 283 | 304 | 310 | 327 | 319 | 308 | 268 | 260 | 249 | 283 | \$1,988,658 | \$7,017 | \$135 |
| Arts, Entertain & Recreation | 8 | 12 | 12 | 15 | 41 | 49 | 54 | 54 | 47 | 24 | 20 | 19 | 30 | \$226,597 | \$7,660 | \$147 |
| Accommodation & Food Svcs | 247 | 241 | 253 | 268 | 263 | 261 | 273 | 265 | 261 | 244 | 240 | 230 | 254 | \$1,762,061 | \$6,942 | \$133 |
| Other Services (except Public Admin) | 91 | 91 | 91 | 87 | 89 | 89 | 85 | 88 | 85 | 88 | 86 | 79 | 87 | \$1,155,593 | \$13,219 | \$254 |
| Government | 1,096 | 1,088 | 1,086 | 1,101 | 1,115 | 1,084 | 818 | 818 | 1,073 | 1,101 | 1,106 | 1,092 | 1,048 | \$26,618,438 | \$25,395 | \$488 |
| Federal Government | 48 | 41 | 50 | 49 | 49 | 45 | 47 | 47 | 49 | 53 | 51 | 47 | 48 | \$1,749,489 | \$36,448 | \$701 |
| Postal Service | 32 | 28 | 33 | 33 | 34 | 33 | 34 | 34 | 34 | 35 | 35 | 35 | 33 | \$1,098,093 | \$32,943 | \$634 |



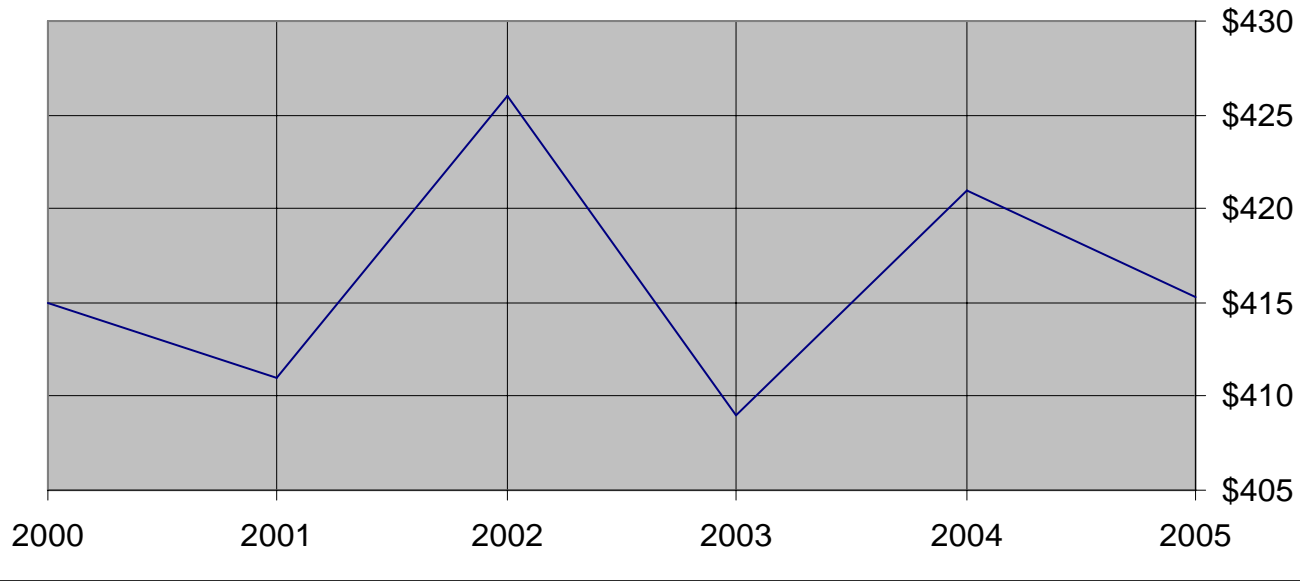
Monroe County Employment & Wages

| Industry | Jan | Feb | Mar | Apr | May | Jun | Jul | Aug | Sep | Oct | Nov | Dec | Ann. Avg. | Total Wages | Avg. Ann. Pay | Avg. Wkly Wage |
|--------------------------------------|-------|-------|-------|-------|-------|-------|-------|-------|-------|-------|-------|-------|-----------|--------------|---------------|----------------|
| TOTAL, All Industries | 2,606 | 2,611 | 2,614 | 2,673 | 2,702 | 2,673 | 2,463 | 2,465 | 2,564 | 2,501 | 2,496 | 2,505 | 2,573 | \$55,558,001 | \$21,595 | \$415 |
| Total Private | 1,840 | 1,829 | 1,835 | 1,884 | 1,890 | 1,875 | 1,788 | 1,774 | 1,783 | 1,720 | 1,710 | 1,724 | 1,804 | \$37,266,637 | \$20,654 | \$397 |
| Goods Producing | 927 | 923 | 911 | 895 | 893 | 865 | 789 | 790 | 802 | 791 | 791 | 829 | 851 | \$18,079,347 | \$21,257 | \$409 |
| Manufacturing | 866 | 866 | 853 | 822 | 819 | 792 | 715 | 718 | 720 | 709 | 707 | 752 | 778 | \$16,470,409 | \$21,163 | \$407 |
| Service Providing | 902 | 895 | 914 | 979 | 986 | 998 | 985 | 971 | 968 | 921 | 911 | 885 | 943 | \$18,663,128 | \$19,793 | \$381 |
| Trade, Transportation & Utilities | 329 | 324 | 324 | 338 | 338 | 334 | 327 | 320 | 324 | 319 | 316 | 319 | 326 | \$7,284,175 | \$22,344 | \$430 |
| Wholesale Trade | 78 | 78 | 83 | 89 | 88 | 82 | 83 | 82 | 77 | 71 | 69 | 72 | 79 | \$2,694,640 | \$33,966 | \$653 |
| Retail Trade | 177 | 172 | 168 | 174 | 176 | 177 | 172 | 169 | 176 | 178 | 179 | 179 | 175 | \$2,480,223 | \$14,193 | \$273 |
| Information | 74 | 74 | 75 | 76 | 78 | 79 | 80 | 80 | 78 | 82 | 83 | 84 | 79 | \$2,907,353 | \$36,997 | \$711 |
| Financial Activities | 76 | 75 | 77 | 78 | 77 | 76 | 73 | 75 | 75 | 81 | 83 | 80 | 77 | \$2,161,046 | \$28,005 | \$539 |
| Finance | 58 | 58 | 59 | 58 | 57 | 56 | 53 | 55 | 52 | 57 | 59 | 57 | 57 | \$1,743,940 | \$30,821 | \$593 |
| Insurance | 13 | 12 | 13 | 14 | 15 | 15 | 16 | 15 | 17 | 18 | 18 | 17 | 15 | \$351,244 | \$23,032 | \$443 |
| Real Estate & Rental & Leasing | 5 | 5 | 5 | 6 | 5 | 5 | 4 | 5 | 6 | 6 | 6 | 6 | 5 | \$65,862 | \$12,349 | \$237 |
| Professional & Business Services | 77 | 81 | 83 | 92 | 96 | 92 | 83 | 81 | 91 | 82 | 81 | 81 | 85 | \$1,055,124 | \$12,413 | \$239 |
| Adm, Support, Waste & Remed. | 32 | 34 | 35 | 46 | 49 | 47 | 37 | 34 | 41 | 34 | 34 | 38 | 38 | \$426,540 | \$11,103 | \$214 |
| Education & Health Services | 160 | 160 | 165 | 173 | 165 | 162 | 149 | 157 | 160 | 151 | 162 | 160 | 160 | \$2,933,917 | \$18,299 | \$352 |
| Leisure & Hospitality | 153 | 149 | 158 | 191 | 201 | 221 | 240 | 225 | 207 | 173 | 153 | 134 | 184 | \$1,792,483 | \$9,755 | \$188 |
| Arts, Entertain & Recreation | 12 | 12 | 15 | 20 | 27 | 35 | 35 | 34 | 26 | 22 | 15 | 12 | 22 | \$360,659 | \$16,332 | \$314 |
| Accommodation & Food Svcs | 141 | 137 | 143 | 171 | 174 | 186 | 205 | 191 | 181 | 151 | 138 | 122 | 162 | \$1,431,824 | \$8,857 | \$170 |
| Other Services (except Public Admin) | 33 | 32 | 32 | 31 | 31 | 34 | 33 | 33 | 33 | 33 | 33 | 27 | 32 | \$529,030 | \$16,489 | \$317 |
| Government | 766 | 782 | 779 | 789 | 812 | 798 | 675 | 691 | 781 | 781 | 786 | 781 | 768 | \$18,291,364 | \$23,804 | \$458 |
| Federal Government | 76 | 76 | 71 | 77 | 85 | 94 | 89 | 87 | 78 | 75 | 75 | 75 | 80 | \$3,299,514 | \$41,330 | \$795 |
| Postal Service | 32 | 32 | 30 | 31 | 31 | 32 | 31 | 30 | 31 | 32 | 31 | 32 | 31 | \$1,049,173 | \$33,574 | \$646 |
| State Government | 62 | 62 | 61 | 64 | 67 | 72 | 72 | 71 | 68 | 67 | 65 | 62 | 66 | \$1,374,530 | \$20,800 | \$400 |

Average Annual Employment, 2000-2005

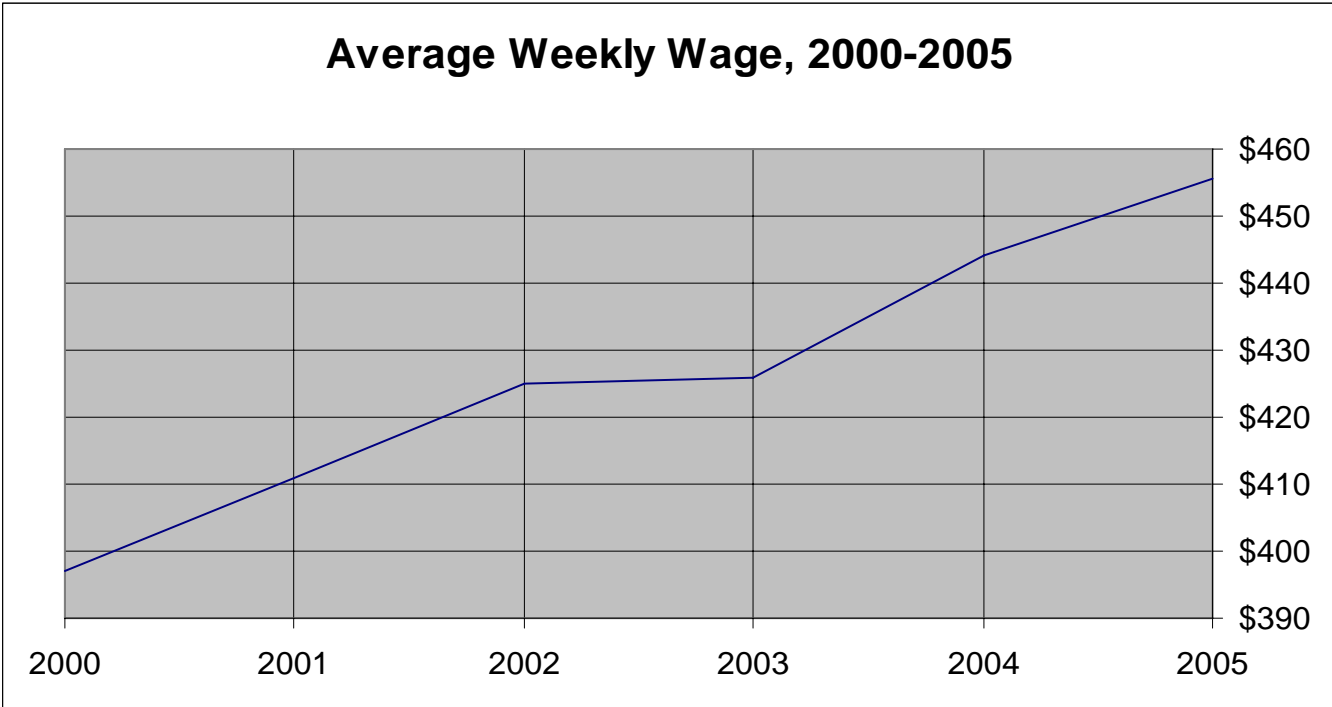
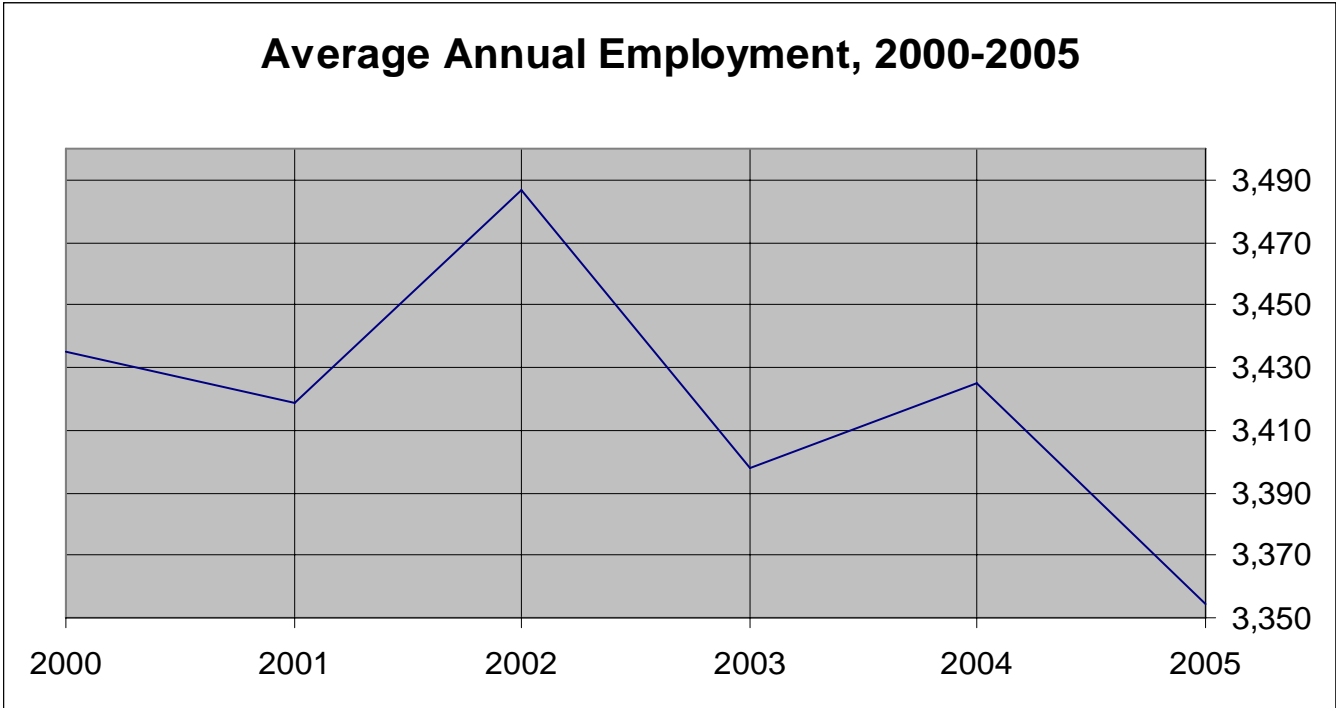


Average Weekly Wage, 2000-2005



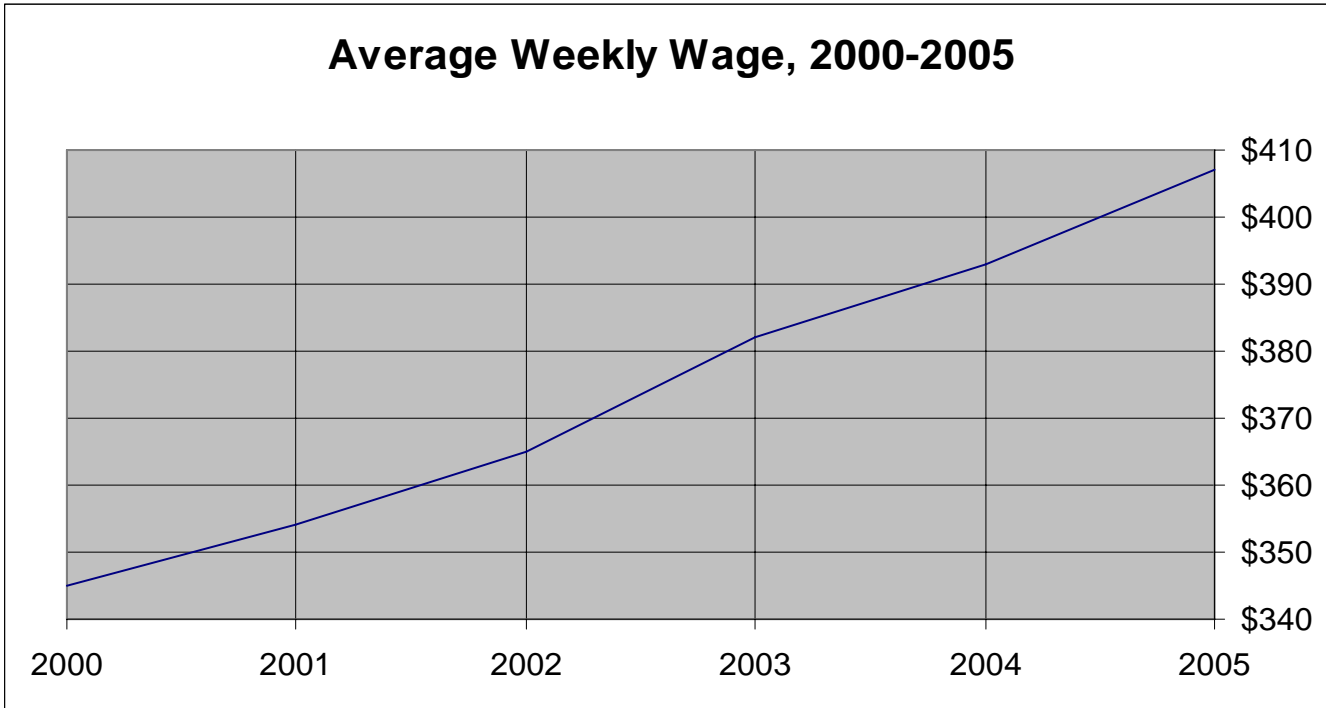
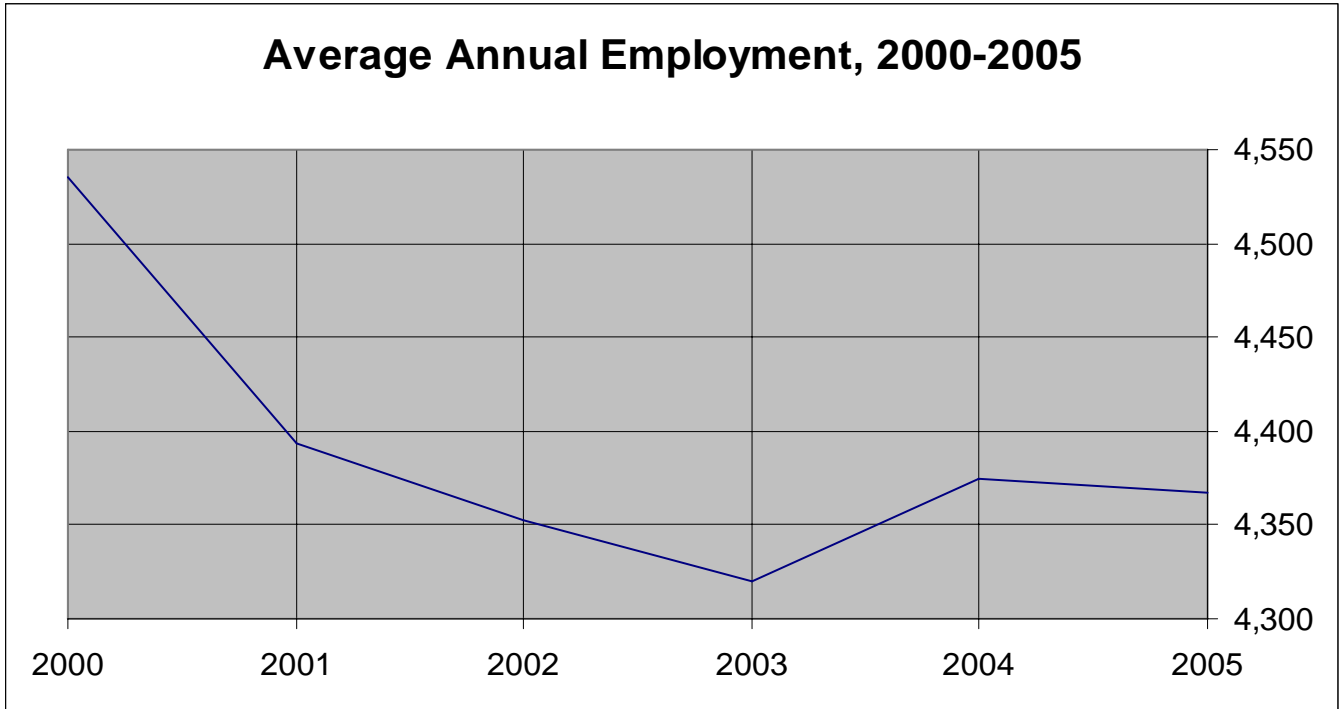
Montgomery County Employment & Wages

| Industry | Jan | Feb | Mar | Apr | May | Jun | Jul | Aug | Sep | Oct | Nov | Dec | Ann. Avg. | Total Wages | Avg. Ann. Pay | Avg. Wkly Wage |
|--------------------------------------|-------|-------|-------|-------|-------|-------|-------|-------|-------|-------|-------|-------|-----------|--------------|---------------|----------------|
| TOTAL, All Industries | 3,306 | 3,277 | 3,321 | 3,371 | 3,395 | 3,393 | 3,199 | 3,309 | 3,376 | 3,459 | 3,429 | 3,419 | 3,355 | \$79,487,106 | \$23,696 | \$456 |
| Total Private | 2,518 | 2,470 | 2,533 | 2,592 | 2,609 | 2,618 | 2,600 | 2,554 | 2,583 | 2,653 | 2,631 | 2,628 | 2,582 | \$60,187,795 | \$23,307 | \$448 |
| Goods Producing | 909 | 876 | 885 | 904 | 899 | 897 | 907 | 890 | 866 | 937 | 922 | 923 | 901 | \$26,449,957 | \$29,348 | \$564 |
| Natural Resources & Mining | 18 | 18 | 20 | 15 | 16 | 16 | 17 | 20 | 20 | 19 | 14 | 14 | 17 | \$442,466 | \$25,650 | \$493 |
| Construction | 259 | 250 | 253 | 297 | 327 | 326 | 337 | 321 | 300 | 286 | 280 | 272 | 292 | \$9,151,042 | \$31,303 | \$602 |
| Manufacturing | 632 | 608 | 612 | 592 | 556 | 555 | 553 | 549 | 546 | 632 | 628 | 637 | 592 | \$16,856,449 | \$28,490 | \$548 |
| Service Providing | 1,580 | 1,565 | 1,604 | 1,644 | 1,664 | 1,679 | 1,647 | 1,617 | 1,670 | 1,671 | 1,664 | 1,669 | 1,640 | \$32,730,512 | \$19,964 | \$384 |
| Trade, Transportation & Utilities | 723 | 710 | 723 | 689 | 704 | 694 | 703 | 696 | 714 | 728 | 726 | 737 | 712 | \$17,360,182 | \$24,374 | \$469 |
| Wholesale Trade | 170 | 169 | 172 | 170 | 171 | 167 | 175 | 180 | 184 | 188 | 195 | 194 | 178 | \$6,604,180 | \$37,120 | \$714 |
| Retail Trade | 412 | 405 | 410 | 393 | 393 | 398 | 394 | 379 | 395 | 395 | 378 | 387 | 395 | \$6,337,896 | \$16,049 | \$309 |
| Information | 17 | 17 | 17 | 16 | 16 | 16 | 16 | 16 | 16 | 15 | 15 | 15 | 16 | \$416,196 | \$26,012 | \$500 |
| Financial Activities | 157 | 156 | 160 | 153 | 158 | 164 | 167 | 165 | 166 | 162 | 164 | 162 | 161 | \$4,180,911 | \$25,942 | \$499 |
| Finance | 96 | 96 | 97 | 92 | 94 | 101 | 103 | 98 | 99 | 98 | 101 | 101 | 98 | \$2,537,574 | \$25,894 | \$498 |
| Insurance | 51 | 50 | 53 | 52 | 54 | 53 | 53 | 57 | 56 | 52 | 52 | 50 | 53 | \$1,547,207 | \$29,331 | \$564 |
| Real Estate & Rental & Leasing | 10 | 10 | 10 | 9 | 10 | 10 | 11 | 10 | 11 | 12 | 11 | 11 | 10 | \$96,130 | \$9,228 | \$177 |
| Professional & Business Services | 36 | 36 | 36 | 57 | 58 | 63 | 52 | 50 | 54 | 43 | 40 | 38 | 47 | \$527,685 | \$11,247 | \$216 |
| Professional, Scientific & Tech | 11 | 10 | 10 | 10 | 10 | 10 | 9 | 11 | 11 | 11 | 11 | 11 | 10 | \$144,841 | \$13,905 | \$267 |
| Adm, Support, Waste & Remed. | 17 | 18 | 18 | 39 | 40 | 45 | 36 | 31 | 35 | 31 | 28 | 26 | 30 | \$250,704 | \$8,265 | \$159 |
| Education & Health Services | 357 | 355 | 362 | 359 | 357 | 368 | 358 | 355 | 359 | 374 | 367 | 372 | 362 | \$5,846,757 | \$16,155 | \$311 |
| Leisure & Hospitality | 214 | 216 | 231 | 292 | 289 | 296 | 264 | 254 | 276 | 264 | 267 | 256 | 260 | \$2,244,019 | \$8,634 | \$166 |
| Arts, Entertain & Recreation | 19 | 22 | 28 | 64 | 66 | 78 | 84 | 81 | 73 | 36 | 31 | 17 | 50 | \$578,114 | \$11,582 | \$223 |
| Accommodation & Food Svcs | 195 | 194 | 203 | 228 | 223 | 218 | 180 | 173 | 203 | 228 | 236 | 239 | 210 | \$1,665,905 | \$7,933 | \$153 |
| Other Services (except Public Admin) | 76 | 75 | 75 | 78 | 82 | 78 | 87 | 81 | 85 | 85 | 85 | 89 | 81 | \$2,154,762 | \$26,493 | \$509 |
| Government | 788 | 807 | 788 | 779 | 786 | 775 | 599 | 755 | 793 | 806 | 798 | 791 | 772 | \$19,299,311 | \$24,996 | \$481 |
| Federal Government | 55 | 56 | 50 | 54 | 53 | 49 | 50 | 52 | 55 | 55 | 56 | 51 | 53 | \$1,783,267 | \$33,647 | \$647 |
| Postal Service | 43 | 43 | 38 | 43 | 42 | 42 | 42 | 44 | 43 | 43 | 45 | 43 | 43 | \$1,428,497 | \$33,546 | \$645 |
| State Government | 148 | 147 | 146 | 147 | 150 | 154 | 152 | 152 | 149 | 146 | 147 | 146 | 149 | \$3,611,447 | \$24,292 | \$467 |
| Local Government | 585 | 604 | 592 | 578 | 583 | 572 | 397 | 551 | 589 | 605 | 595 | 594 | 570 | \$13,904,597 | \$24,376 | \$469 |



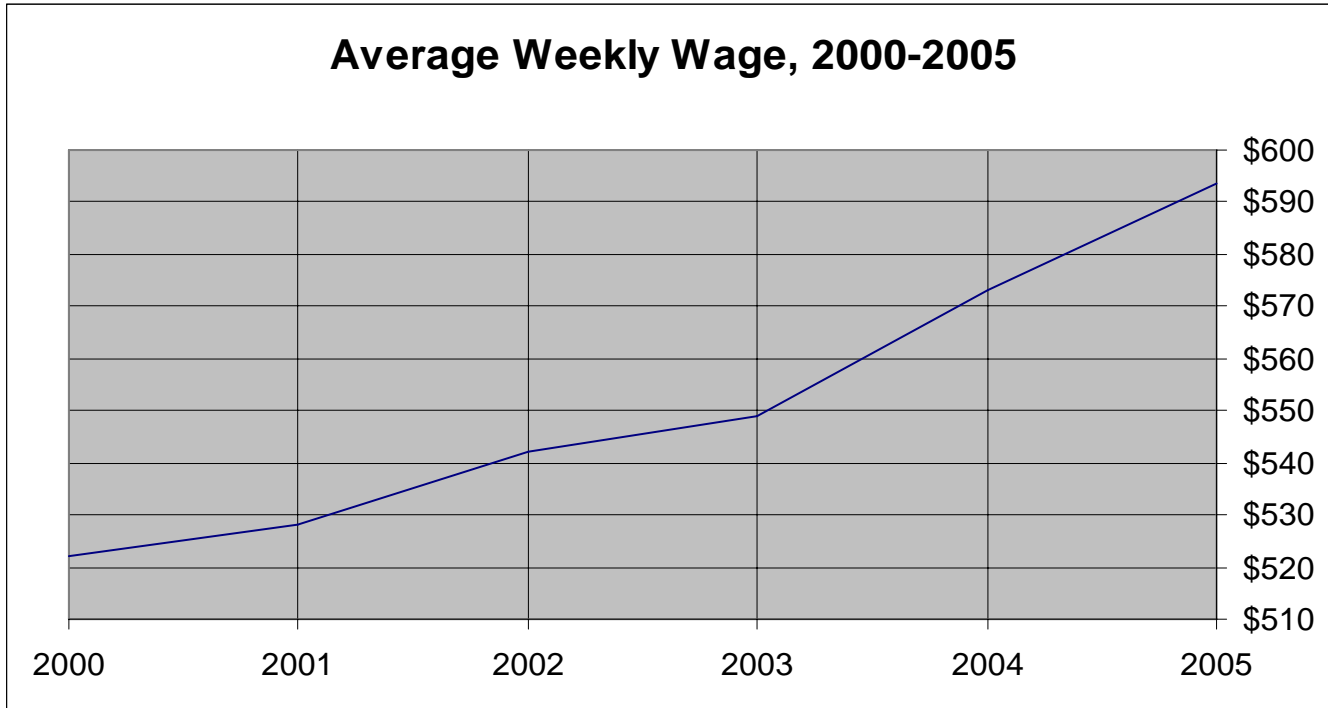
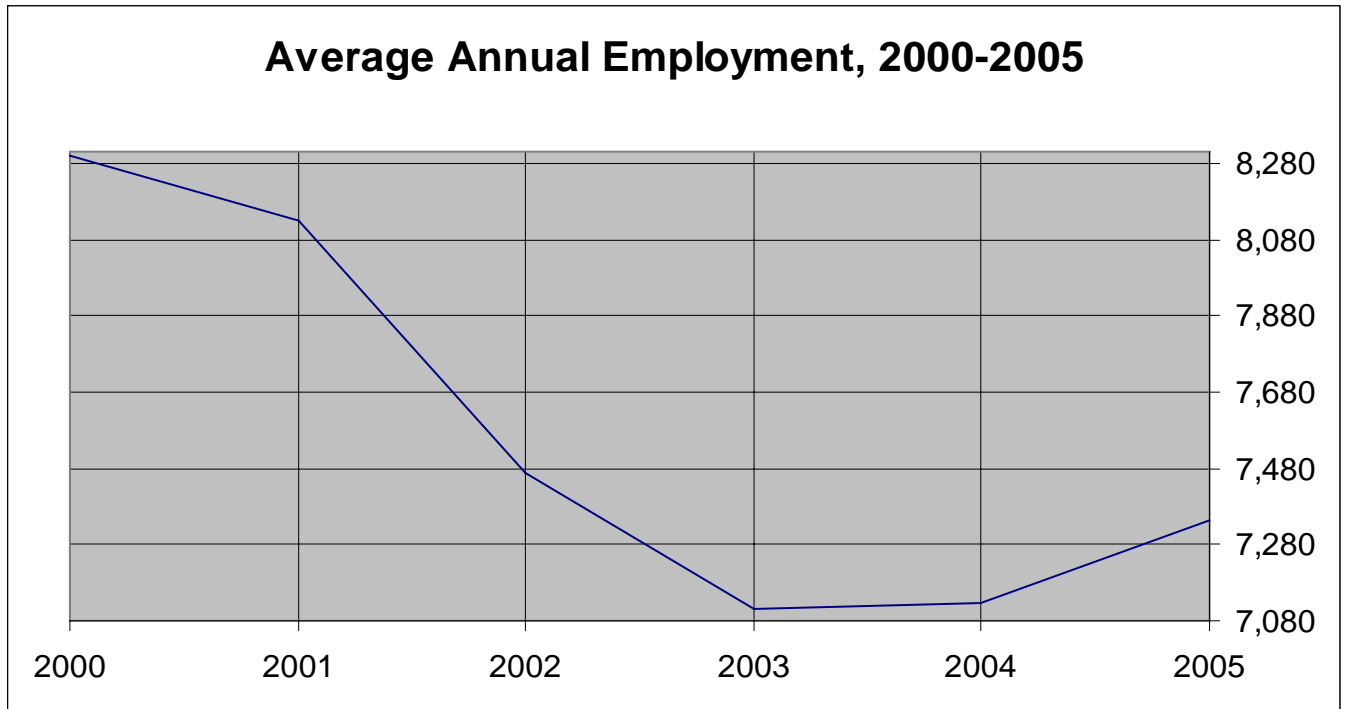
Morgan County Employment & Wages

| Industry | Jan | Feb | Mar | Apr | May | Jun | Jul | Aug | Sep | Oct | Nov | Dec | Ann. Avg. | Total Wages | Avg. Ann. Pay | Avg. Wkly Wage |
|--------------------------------------|-------|-------|-------|-------|-------|-------|-------|-------|-------|-------|-------|-------|-----------|--------------|---------------|----------------|
| TOTAL, All Industries | 4,203 | 4,235 | 4,347 | 4,513 | 4,585 | 4,561 | 4,303 | 4,355 | 4,449 | 4,328 | 4,298 | 4,231 | 4,367 | \$92,452,963 | \$21,169 | \$407 |
| Total Private | 3,156 | 3,174 | 3,281 | 3,424 | 3,508 | 3,511 | 3,525 | 3,537 | 3,425 | 3,274 | 3,240 | 3,171 | 3,352 | \$69,463,039 | \$20,722 | \$398 |
| Goods Producing | 903 | 918 | 950 | 956 | 979 | 972 | 972 | 977 | 940 | 917 | 933 | 934 | 946 | \$24,038,564 | \$25,413 | \$489 |
| Manufacturing | 672 | 672 | 688 | 672 | 677 | 673 | 672 | 665 | 632 | 627 | 631 | 629 | 659 | \$17,807,322 | \$27,015 | \$520 |
| Service Providing | 2,176 | 2,180 | 2,255 | 2,392 | 2,444 | 2,460 | 2,482 | 2,484 | 2,412 | 2,274 | 2,236 | 2,163 | 2,330 | \$44,244,477 | \$18,990 | \$365 |
| Trade, Transportation & Utilities | 1,089 | 1,078 | 1,101 | 1,141 | 1,152 | 1,169 | 1,173 | 1,176 | 1,151 | 1,134 | 1,123 | 1,096 | 1,132 | \$23,694,594 | \$20,933 | \$403 |
| Wholesale Trade | 190 | 182 | 178 | 178 | 182 | 181 | 179 | 185 | 180 | 174 | 172 | 158 | 178 | \$3,471,866 | \$19,478 | \$375 |
| Retail Trade | 808 | 805 | 829 | 866 | 871 | 886 | 896 | 890 | 877 | 845 | 832 | 823 | 852 | \$16,151,675 | \$18,950 | \$364 |
| Information | 31 | 31 | 35 | 35 | 38 | 38 | 39 | 41 | 38 | 35 | 33 | 34 | 36 | \$588,008 | \$16,486 | \$317 |
| Financial Activities | 222 | 219 | 222 | 219 | 218 | 224 | 222 | 223 | 217 | 210 | 211 | 204 | 218 | \$5,492,290 | \$25,242 | \$485 |
| Finance | 106 | 104 | 103 | 102 | 100 | 99 | 97 | 98 | 99 | 97 | 97 | 97 | 100 | \$3,370,651 | \$33,735 | \$649 |
| Insurance | 41 | 42 | 41 | 40 | 42 | 44 | 43 | 42 | 38 | 43 | 44 | 37 | 41 | \$938,730 | \$22,666 | \$436 |
| Real Estate & Rental & Leasing | 75 | 73 | 78 | 77 | 76 | 81 | 82 | 83 | 80 | 70 | 70 | 70 | 76 | \$1,182,909 | \$15,514 | \$298 |
| Professional & Business Services | 107 | 111 | 110 | 122 | 135 | 120 | 136 | 133 | 133 | 126 | 131 | 126 | 124 | \$2,812,962 | \$22,655 | \$436 |
| Professional, Scientific & Tech | 81 | 83 | 85 | 86 | 89 | 86 | 82 | 84 | 81 | 79 | 80 | 81 | 83 | \$1,813,864 | \$21,832 | \$420 |
| Education & Health Services | 182 | 180 | 187 | 190 | 192 | 181 | 171 | 171 | 187 | 185 | 190 | 184 | 183 | \$4,255,090 | \$23,210 | \$446 |
| Leisure & Hospitality | 420 | 435 | 474 | 548 | 561 | 584 | 595 | 588 | 541 | 452 | 416 | 395 | 501 | \$5,135,434 | \$10,255 | \$197 |
| Arts, Entertain & Recreation | 61 | 66 | 84 | 107 | 125 | 126 | 135 | 138 | 121 | 103 | 93 | 80 | 103 | \$1,757,264 | \$17,020 | \$327 |
| Accommodation & Food Svcs | 359 | 369 | 390 | 441 | 436 | 458 | 460 | 450 | 420 | 349 | 323 | 315 | 398 | \$3,378,170 | \$8,499 | \$163 |
| Other Services (except Public Admin) | 125 | 126 | 126 | 137 | 148 | 144 | 146 | 152 | 145 | 132 | 132 | 124 | 136 | \$2,266,099 | \$16,612 | \$319 |
| Government | 1,047 | 1,061 | 1,066 | 1,089 | 1,077 | 1,050 | 778 | 818 | 1,024 | 1,054 | 1,058 | 1,060 | 1,015 | \$22,989,924 | \$22,646 | \$436 |
| Federal Government | 48 | 45 | 42 | 48 | 49 | 45 | 45 | 45 | 50 | 49 | 45 | 42 | 46 | \$1,532,082 | \$33,246 | \$639 |
| Postal Service | 40 | 38 | 35 | 40 | 41 | 41 | 41 | 41 | 42 | 41 | 41 | 38 | 40 | \$1,326,233 | \$33,225 | \$639 |
| State Government | 37 | 37 | 37 | 37 | 37 | 38 | 38 | 38 | 38 | 38 | 38 | 38 | 38 | \$907,362 | \$24,143 | \$464 |
| Local Government | 962 | 979 | 987 | 1,004 | 991 | 967 | 695 | 735 | 936 | 967 | 975 | 980 | 932 | \$20,550,480 | \$22,062 | \$424 |



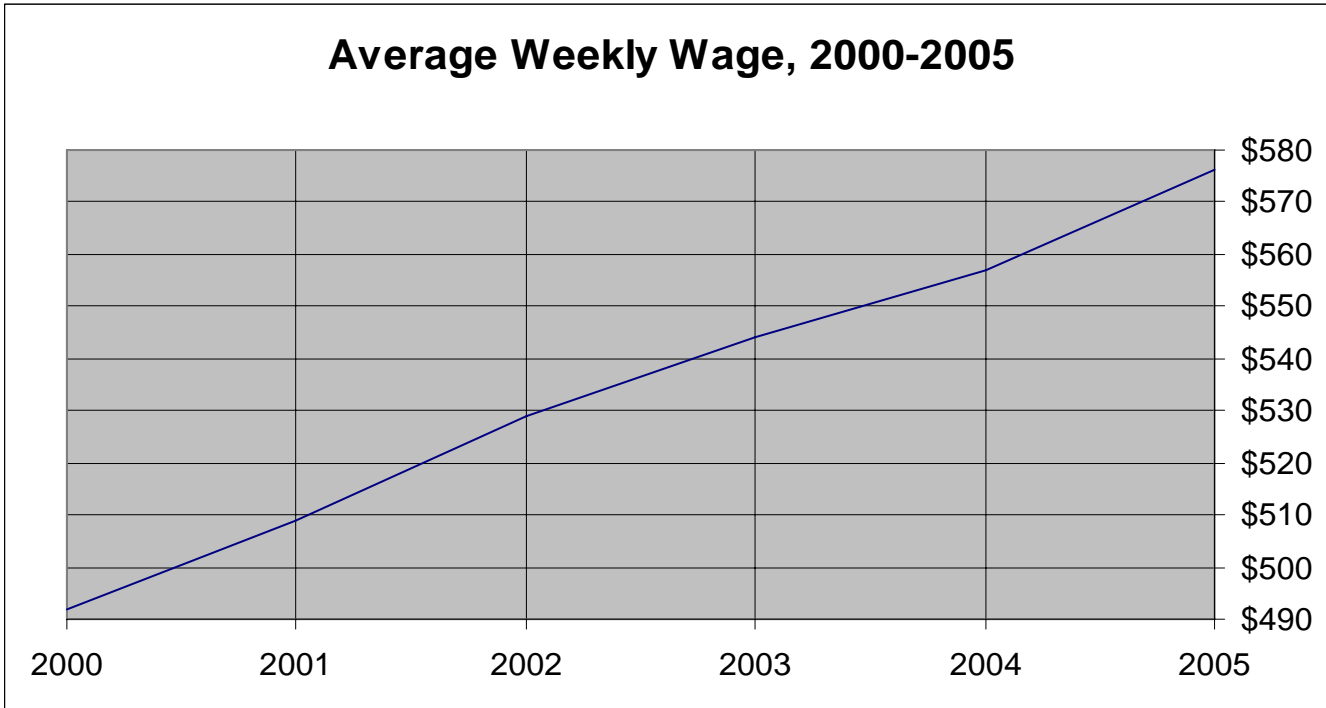
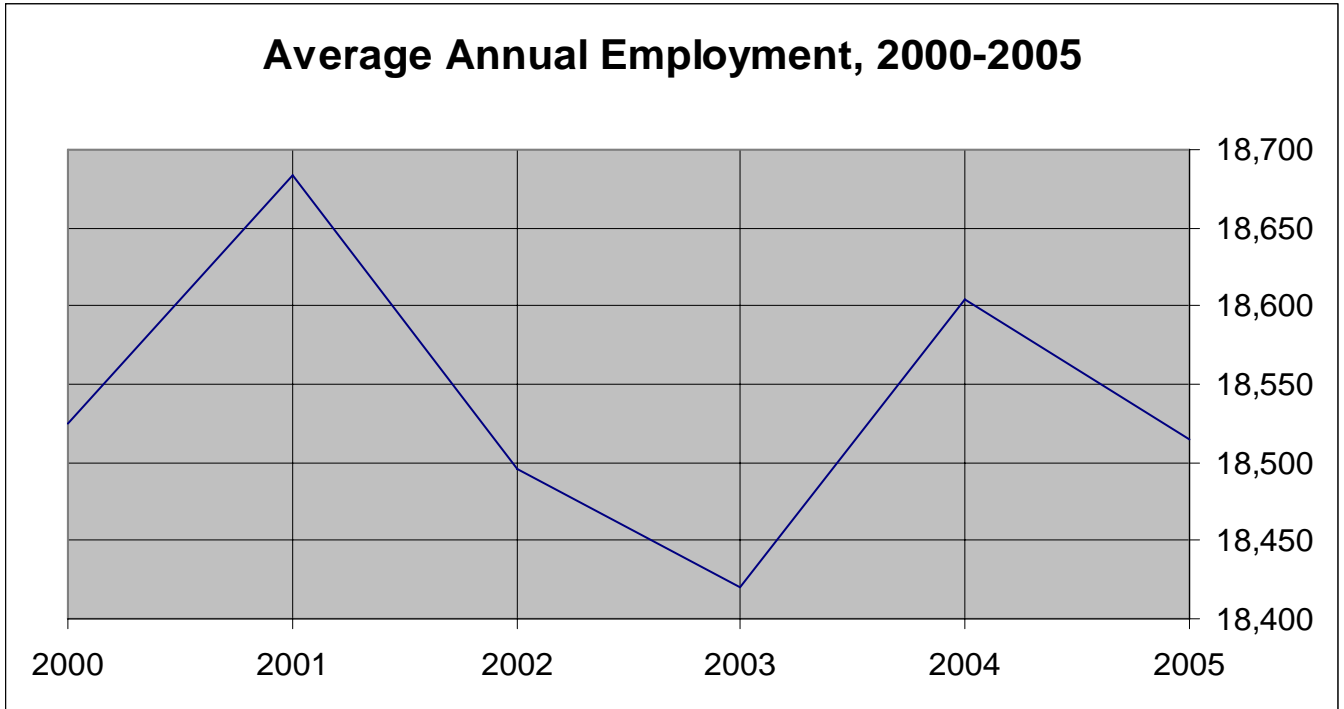
New Madrid County Employment & Wages

| Industry | Jan | Feb | Mar | Apr | May | Jun | Jul | Aug | Sep | Oct | Nov | Dec | Ann. Avg. | Total Wages | Avg. Ann. Pay | Avg. Wkly Wage |
|--------------------------------------|-------|-------|-------|-------|-------|-------|-------|-------|-------|-------|-------|-------|-----------|---------------|---------------|----------------|
| TOTAL, All Industries | 7,119 | 7,134 | 7,228 | 7,243 | 7,571 | 7,522 | 6,883 | 6,946 | 7,463 | 7,739 | 7,688 | 7,613 | 7,346 | \$226,709,852 | \$30,863 | \$594 |
| Total Private | 6,002 | 5,998 | 6,081 | 6,123 | 6,427 | 6,378 | 6,184 | 6,234 | 6,375 | 6,633 | 6,560 | 6,459 | 6,288 | \$198,808,254 | \$31,618 | \$608 |
| Goods Producing | 2,598 | 2,614 | 2,606 | 2,577 | 2,817 | 2,865 | 2,784 | 2,818 | 2,831 | 2,913 | 2,897 | 2,890 | 2,768 | \$108,750,432 | \$39,296 | \$756 |
| Manufacturing | 2,468 | 2,485 | 2,477 | 2,454 | 2,695 | 2,738 | 2,657 | 2,685 | 2,701 | 2,776 | 2,761 | 2,757 | 2,638 | \$105,216,446 | \$39,887 | \$767 |
| Service Providing | 3,216 | 3,203 | 3,254 | 3,305 | 3,360 | 3,261 | 3,156 | 3,169 | 3,219 | 3,209 | 3,204 | 3,211 | 3,231 | \$83,867,946 | \$25,961 | \$499 |
| Trade, Transportation & Utilities | 1,743 | 1,740 | 1,775 | 1,789 | 1,806 | 1,791 | 1,779 | 1,789 | 1,771 | 1,767 | 1,753 | 1,754 | 1,771 | \$57,165,302 | \$32,271 | \$621 |
| Wholesale Trade | 460 | 473 | 494 | 510 | 515 | 517 | 501 | 482 | 485 | 494 | 484 | 485 | 492 | \$16,496,183 | \$33,552 | \$645 |
| Retail Trade | 838 | 826 | 836 | 829 | 840 | 827 | 822 | 848 | 840 | 827 | 814 | 828 | 831 | \$17,582,879 | \$21,152 | \$407 |
| Information | 10 | 10 | 11 | 11 | 11 | 11 | 11 | 11 | 11 | 11 | 11 | 10 | 11 | \$415,928 | \$38,691 | \$744 |
| Financial Activities | 165 | 165 | 165 | 166 | 169 | 168 | 154 | 148 | 146 | 145 | 144 | 149 | 157 | \$5,090,853 | \$32,426 | \$624 |
| Finance | 91 | 90 | 92 | 91 | 92 | 91 | 94 | 90 | 89 | 89 | 88 | 91 | 91 | \$2,874,227 | \$31,701 | \$610 |
| Insurance | 28 | 30 | 29 | 31 | 32 | 31 | 31 | 30 | 30 | 26 | 26 | 27 | 29 | \$872,586 | \$29,832 | \$574 |
| Real Estate & Rental & Leasing | 46 | 45 | 44 | 44 | 45 | 46 | 29 | 28 | 27 | 30 | 30 | 31 | 37 | \$1,344,040 | \$36,244 | \$697 |
| Professional & Business Services | 144 | 145 | 153 | 147 | 145 | 115 | 82 | 86 | 118 | 122 | 120 | 122 | 125 | \$2,738,734 | \$21,924 | \$422 |
| Professional, Scientific & Tech | 80 | 80 | 81 | 75 | 75 | 76 | 63 | 61 | 65 | 68 | 68 | 68 | 72 | \$1,554,015 | \$21,684 | \$417 |
| Education & Health Services | 720 | 711 | 714 | 740 | 757 | 693 | 681 | 679 | 752 | 751 | 767 | 772 | 728 | \$13,789,875 | \$18,940 | \$364 |
| Leisure & Hospitality | 296 | 295 | 295 | 306 | 318 | 327 | 307 | 313 | 263 | 262 | 264 | 255 | 292 | \$2,834,258 | \$9,715 | \$187 |
| Other Services (except Public Admin) | 138 | 137 | 141 | 146 | 154 | 156 | 142 | 143 | 158 | 151 | 145 | 149 | 147 | \$1,832,996 | \$12,498 | \$240 |
| Government | 1,117 | 1,136 | 1,147 | 1,120 | 1,144 | 1,144 | 699 | 712 | 1,088 | 1,106 | 1,128 | 1,154 | 1,058 | \$27,901,598 | \$26,374 | \$507 |
| Federal Government | 67 | 71 | 70 | 65 | 71 | 68 | 69 | 68 | 74 | 68 | 74 | 71 | 70 | \$2,480,233 | \$35,601 | \$685 |
| Postal Service | 50 | 52 | 51 | 47 | 51 | 49 | 50 | 49 | 51 | 49 | 52 | 52 | 50 | \$1,545,920 | \$30,765 | \$592 |
| State Government | 131 | 132 | 130 | 132 | 135 | 134 | 132 | 132 | 132 | 131 | 131 | 128 | 132 | \$3,625,342 | \$27,534 | \$530 |
| Local Government | 919 | 933 | 947 | 923 | 938 | 942 | 498 | 512 | 882 | 907 | 923 | 955 | 857 | \$21,796,023 | \$25,445 | \$489 |



Newton County Employment & Wages

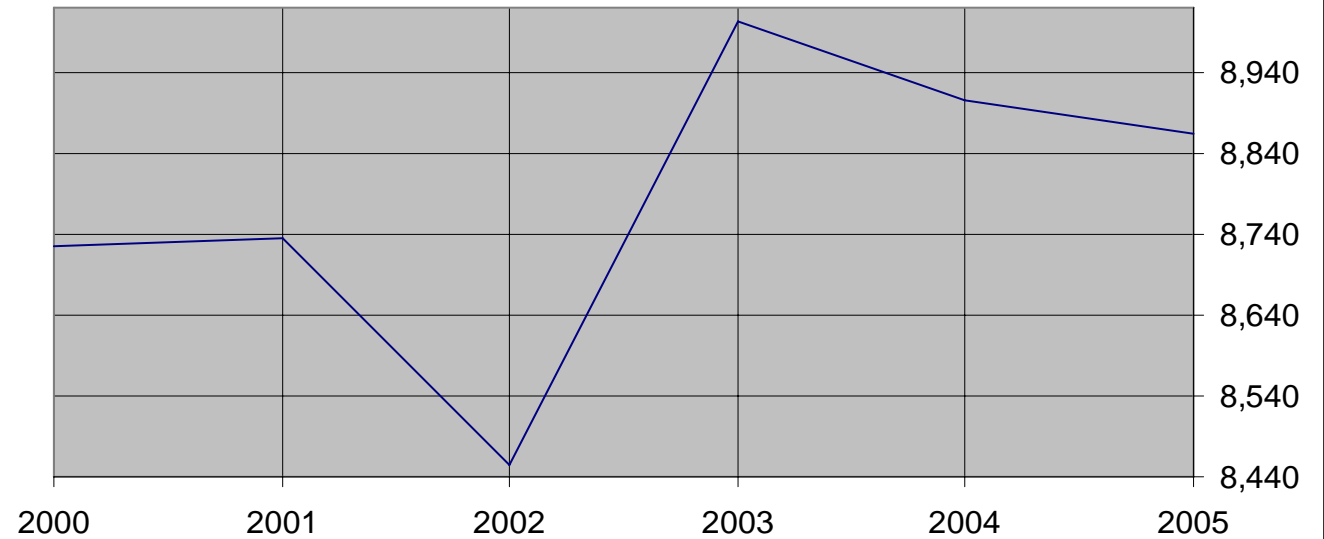
| Industry | Jan | Feb | Mar | Apr | May | Jun | Jul | Aug | Sep | Oct | Nov | Dec | Ann. Avg. | Total Wages | Avg. Ann. Pay | Avg. Wkly Wage |
|--------------------------------------|--------|--------|--------|--------|--------|--------|--------|--------|--------|--------|--------|--------|-----------|---------------|---------------|----------------|
| TOTAL, All Industries | 18,188 | 18,509 | 18,634 | 18,707 | 18,638 | 18,411 | 18,011 | 17,971 | 18,999 | 18,796 | 18,650 | 18,658 | 18,514 | \$554,920,254 | \$29,972 | \$576 |
| Total Private | 15,786 | 15,880 | 15,989 | 16,033 | 15,971 | 16,085 | 16,185 | 16,309 | 16,408 | 16,114 | 15,940 | 15,982 | 16,057 | \$493,280,819 | \$30,721 | \$591 |
| Goods Producing | 5,098 | 5,154 | 5,166 | 5,248 | 5,299 | 5,301 | 5,318 | 5,354 | 5,335 | 5,137 | 5,032 | 5,130 | 5,214 | \$164,866,662 | \$31,618 | \$608 |
| Natural Resources & Mining | 24 | 24 | 25 | 29 | 29 | 30 | 30 | 29 | 29 | 21 | 21 | 22 | 26 | \$836,735 | \$32,079 | \$617 |
| Construction | 753 | 758 | 762 | 793 | 843 | 876 | 909 | 890 | 883 | 838 | 825 | 836 | 831 | \$23,372,029 | \$28,142 | \$541 |
| Manufacturing | 4,321 | 4,372 | 4,379 | 4,426 | 4,427 | 4,395 | 4,379 | 4,435 | 4,423 | 4,278 | 4,186 | 4,272 | 4,358 | \$140,657,898 | \$32,278 | \$621 |
| Service Providing | 10,478 | 10,510 | 10,598 | 10,571 | 10,454 | 10,579 | 10,652 | 10,741 | 10,859 | 10,767 | 10,699 | 10,635 | 10,629 | \$323,819,356 | \$30,467 | \$586 |
| Trade, Transportation & Utilities | 3,377 | 3,394 | 3,404 | 3,430 | 3,456 | 3,479 | 3,443 | 3,421 | 3,503 | 3,397 | 3,430 | 3,451 | 3,432 | \$94,500,076 | \$27,534 | \$530 |
| Wholesale Trade | 347 | 344 | 345 | 342 | 346 | 340 | 351 | 362 | 371 | 314 | 315 | 322 | 342 | \$15,314,191 | \$44,833 | \$862 |
| Retail Trade | 1,926 | 1,928 | 1,940 | 1,979 | 2,010 | 2,015 | 1,965 | 1,936 | 2,009 | 1,954 | 1,976 | 1,977 | 1,968 | \$38,762,729 | \$19,697 | \$379 |
| Transportation & Warehousing | 1,012 | 1,032 | 1,028 | 1,019 | 1,006 | 1,029 | 1,032 | 1,027 | 1,029 | 1,035 | 1,045 | 1,059 | 1,029 | \$35,266,450 | \$34,259 | \$659 |
| Utilities | 92 | 90 | 91 | 90 | 94 | 95 | 95 | 96 | 94 | 94 | 94 | 93 | 93 | \$5,156,706 | \$55,349 | \$1,064 |
| Information | 197 | 197 | 201 | 193 | 197 | 193 | 192 | 191 | 190 | 190 | 191 | 193 | 194 | \$8,370,523 | \$43,203 | \$831 |
| Financial Activities | 546 | 542 | 536 | 566 | 567 | 562 | 566 | 573 | 573 | 592 | 593 | 584 | 567 | \$13,985,724 | \$24,681 | \$475 |
| Finance | 278 | 280 | 272 | 286 | 284 | 277 | 286 | 290 | 287 | 305 | 304 | 300 | 287 | \$8,588,368 | \$29,881 | \$575 |
| Insurance | 137 | 133 | 134 | 136 | 139 | 138 | 136 | 134 | 137 | 137 | 140 | 134 | 136 | \$3,385,119 | \$24,845 | \$478 |
| Real Estate & Rental & Leasing | 131 | 129 | 130 | 144 | 144 | 147 | 144 | 149 | 149 | 150 | 149 | 150 | 143 | \$2,012,237 | \$14,072 | \$271 |
| Professional & Business Services | 677 | 663 | 674 | 580 | 557 | 640 | 625 | 670 | 740 | 803 | 688 | 658 | 665 | \$15,659,640 | \$23,563 | \$453 |
| Adm, Support, Waste & Remed. | 441 | 414 | 420 | 334 | 337 | 418 | 414 | 458 | 528 | 579 | 467 | 434 | 437 | \$8,702,542 | \$19,914 | \$383 |
| Education & Health Services | 3,915 | 3,928 | 3,971 | 3,944 | 3,927 | 3,963 | 4,092 | 4,119 | 4,121 | 4,101 | 4,112 | 4,135 | 4,027 | \$169,576,277 | \$42,106 | \$810 |
| Leisure & Hospitality | 1,439 | 1,457 | 1,479 | 1,517 | 1,409 | 1,412 | 1,403 | 1,434 | 1,401 | 1,341 | 1,327 | 1,261 | 1,407 | \$16,344,227 | \$11,619 | \$223 |
| Arts, Entertain & Recreation | 90 | 92 | 101 | 114 | 121 | 125 | 123 | 118 | 124 | 120 | 103 | 96 | 111 | \$1,108,009 | \$10,020 | \$193 |
| Accommodation & Food Svcs | 1,349 | 1,365 | 1,378 | 1,403 | 1,288 | 1,287 | 1,280 | 1,316 | 1,277 | 1,221 | 1,224 | 1,165 | 1,296 | \$15,236,218 | \$11,756 | \$226 |
| Other Services (except Public Admin) | 327 | 329 | 333 | 341 | 341 | 330 | 331 | 333 | 331 | 343 | 358 | 353 | 338 | \$5,382,889 | \$15,949 | \$307 |
| Government | 2,402 | 2,629 | 2,645 | 2,674 | 2,667 | 2,326 | 1,826 | 1,662 | 2,591 | 2,682 | 2,710 | 2,676 | 2,458 | \$61,639,435 | \$25,082 | \$482 |
| Federal Government | 136 | 137 | 141 | 155 | 154 | 152 | 154 | 151 | 159 | 155 | 154 | 148 | 150 | \$5,814,314 | \$38,848 | \$747 |
| Postal Service | 79 | 79 | 82 | 80 | 77 | 78 | 80 | 80 | 80 | 79 | 79 | 80 | 79 | \$2,741,231 | \$34,517 | \$664 |
| State Government | 132 | 132 | 131 | 131 | 131 | 133 | 132 | 132 | 131 | 131 | 129 | 128 | 131 | \$4,206,831 | \$32,093 | \$617 |
| Local Government | 2,134 | 2,360 | 2,373 | 2,388 | 2,382 | 2,041 | 1,540 | 1,379 | 2,301 | 2,396 | 2,427 | 2,400 | 2,177 | \$51,618,290 | \$23,713 | \$456 |



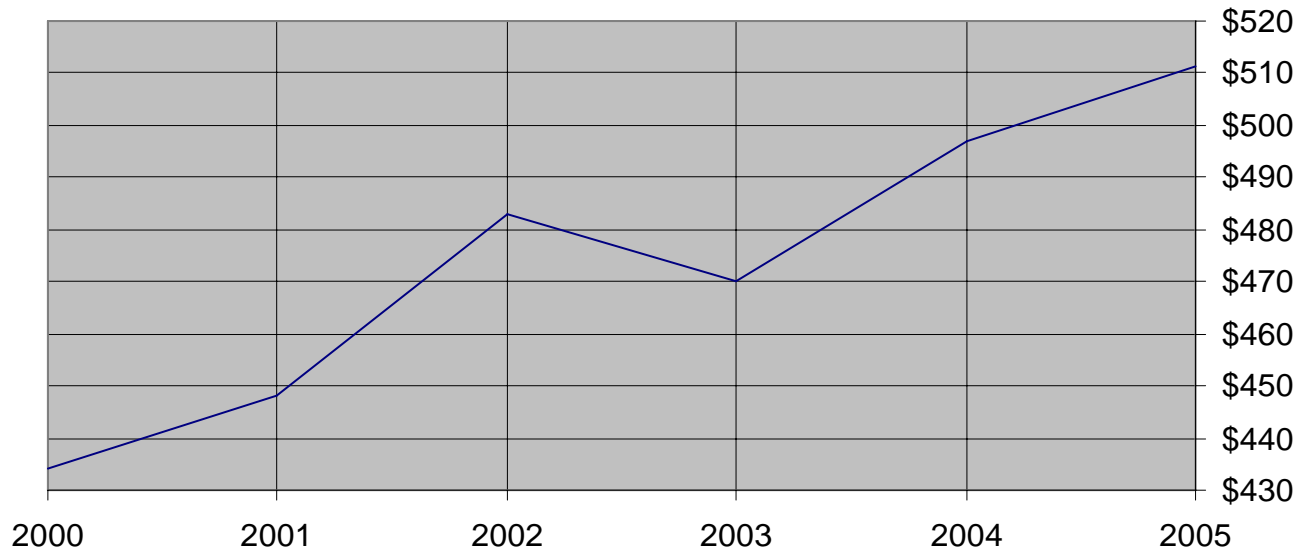
Nodaway County Employment & Wages

| Industry | Jan | Feb | Mar | Apr | May | Jun | Jul | Aug | Sep | Oct | Nov | Dec | Ann. Avg. | Total Wages | Avg. Ann. Pay | Avg. Wkly Wage |
|--------------------------------------|-------|-------|-------|-------|-------|-------|-------|-------|-------|-------|-------|-------|-----------|---------------|---------------|----------------|
| TOTAL, All Industries | 8,706 | 8,724 | 8,861 | 9,030 | 9,087 | 9,007 | 8,656 | 8,676 | 9,051 | 8,856 | 8,913 | 8,803 | 8,864 | \$235,664,117 | \$26,586 | \$511 |
| Total Private | 6,456 | 6,469 | 6,585 | 6,703 | 6,698 | 6,560 | 6,681 | 6,654 | 6,713 | 6,583 | 6,652 | 6,543 | 6,608 | \$171,881,143 | \$26,011 | \$500 |
| Goods Producing | 2,296 | 2,304 | 2,322 | 2,367 | 2,389 | 2,400 | 2,441 | 2,424 | 2,412 | 2,385 | 2,390 | 2,367 | 2,375 | \$84,420,820 | \$35,549 | \$684 |
| Manufacturing | 2,078 | 2,079 | 2,075 | 2,082 | 2,076 | 2,071 | 2,110 | 2,102 | 2,093 | 2,080 | 2,092 | 2,101 | 2,087 | \$77,300,424 | \$37,046 | \$712 |
| Service Providing | 4,152 | 4,157 | 4,253 | 4,326 | 4,298 | 4,149 | 4,228 | 4,218 | 4,286 | 4,180 | 4,249 | 4,166 | 4,222 | \$87,271,043 | \$20,671 | \$398 |
| Trade, Transportation & Utilities | 1,443 | 1,437 | 1,454 | 1,489 | 1,468 | 1,446 | 1,411 | 1,423 | 1,465 | 1,442 | 1,479 | 1,478 | 1,453 | \$26,556,730 | \$18,278 | \$352 |
| Wholesale Trade | 198 | 200 | 205 | 212 | 200 | 206 | 199 | 194 | 199 | 202 | 204 | 209 | 202 | \$5,315,663 | \$26,272 | \$505 |
| Retail Trade | 1,133 | 1,125 | 1,139 | 1,167 | 1,152 | 1,147 | 1,123 | 1,136 | 1,157 | 1,137 | 1,170 | 1,158 | 1,145 | \$18,276,229 | \$15,957 | \$307 |
| Information | 111 | 112 | 113 | 115 | 119 | 118 | 119 | 118 | 111 | 114 | 111 | 114 | 115 | \$2,636,207 | \$23,007 | \$442 |
| Financial Activities | 347 | 351 | 355 | 351 | 352 | 353 | 350 | 355 | 352 | 356 | 353 | 355 | 353 | \$11,602,252 | \$32,914 | \$633 |
| Finance | 249 | 250 | 252 | 250 | 249 | 251 | 250 | 252 | 254 | 254 | 253 | 254 | 252 | \$9,939,482 | \$39,521 | \$760 |
| Insurance | 40 | 40 | 40 | 40 | 39 | 39 | 37 | 40 | 40 | 42 | 40 | 39 | 40 | \$1,023,156 | \$25,794 | \$496 |
| Real Estate & Rental & Leasing | 58 | 61 | 63 | 61 | 64 | 63 | 63 | 63 | 58 | 60 | 60 | 62 | 61 | \$639,614 | \$10,428 | \$201 |
| Professional & Business Services | 499 | 448 | 528 | 529 | 548 | 476 | 561 | 520 | 503 | 466 | 473 | 451 | 500 | \$11,503,233 | \$22,999 | \$442 |
| Adm, Support, Waste & Remed. | 312 | 265 | 321 | 310 | 336 | 234 | 327 | 295 | 294 | 250 | 261 | 257 | 289 | \$4,605,339 | \$15,963 | \$307 |
| Education & Health Services | 926 | 952 | 945 | 956 | 946 | 941 | 955 | 954 | 964 | 955 | 968 | 944 | 951 | \$26,826,406 | \$28,223 | \$543 |
| Leisure & Hospitality | 656 | 683 | 685 | 699 | 679 | 632 | 653 | 665 | 705 | 661 | 680 | 648 | 671 | \$5,392,927 | \$8,043 | \$155 |
| Arts, Entertain & Recreation | 30 | 37 | 37 | 47 | 48 | 45 | 38 | 42 | 38 | 37 | 41 | 31 | 39 | \$231,362 | \$5,895 | \$113 |
| Accommodation & Food Svcs | 626 | 646 | 648 | 652 | 631 | 587 | 615 | 623 | 667 | 624 | 639 | 617 | 631 | \$5,161,565 | \$8,177 | \$157 |
| Other Services (except Public Admin) | 170 | 174 | 173 | 187 | 186 | 183 | 179 | 183 | 186 | 186 | 185 | 176 | 181 | \$2,753,288 | \$15,240 | \$293 |
| Government | 2,250 | 2,255 | 2,276 | 2,327 | 2,389 | 2,447 | 1,975 | 2,022 | 2,338 | 2,273 | 2,261 | 2,260 | 2,256 | \$63,782,974 | \$28,272 | \$544 |
| Federal Government | 98 | 95 | 95 | 89 | 94 | 93 | 93 | 96 | 97 | 94 | 95 | 99 | 95 | \$3,434,000 | \$36,211 | \$696 |
| Postal Service | 70 | 70 | 69 | 64 | 67 | 65 | 68 | 71 | 69 | 66 | 67 | 67 | 68 | \$2,148,459 | \$31,712 | \$610 |
| State Government | 1,155 | 1,155 | 1,154 | 1,251 | 1,254 | 1,248 | 1,256 | 1,256 | 1,256 | 1,127 | 1,129 | 1,128 | 1,197 | \$39,077,046 | \$32,634 | \$628 |
| Local Government | 997 | 1,005 | 1,027 | 987 | 1,041 | 1,106 | 626 | 670 | 985 | 1,052 | 1,037 | 1,033 | 964 | \$21,271,928 | \$22,070 | \$424 |

Average Annual Employment, 2000-2005



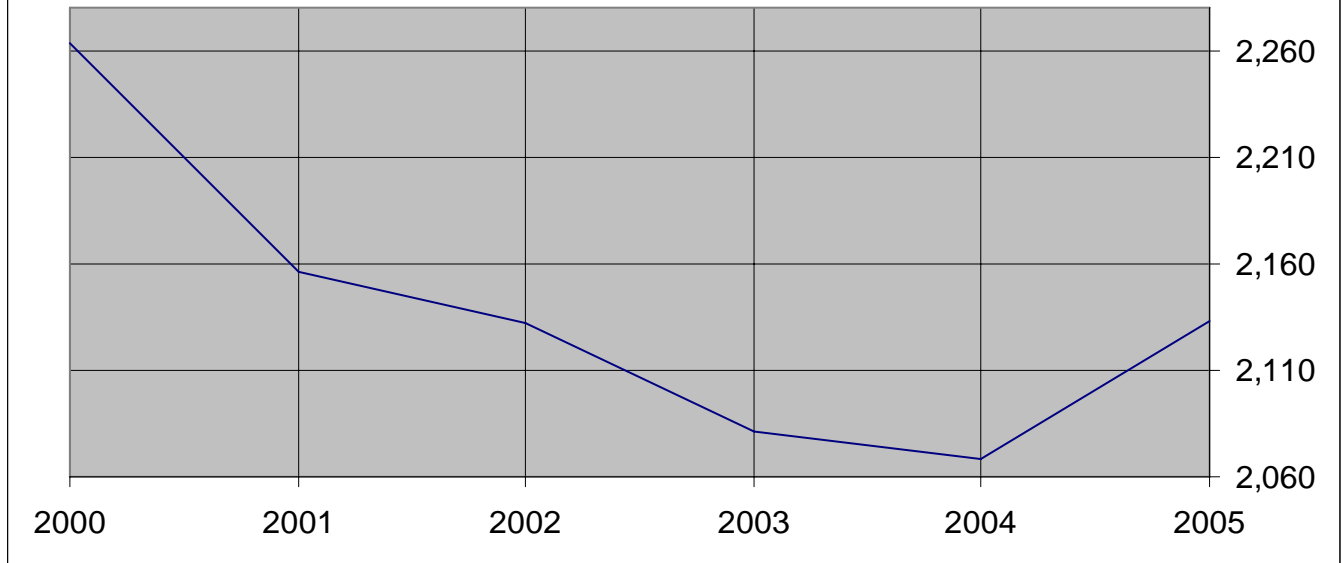
Average Weekly Wage, 2000-2005



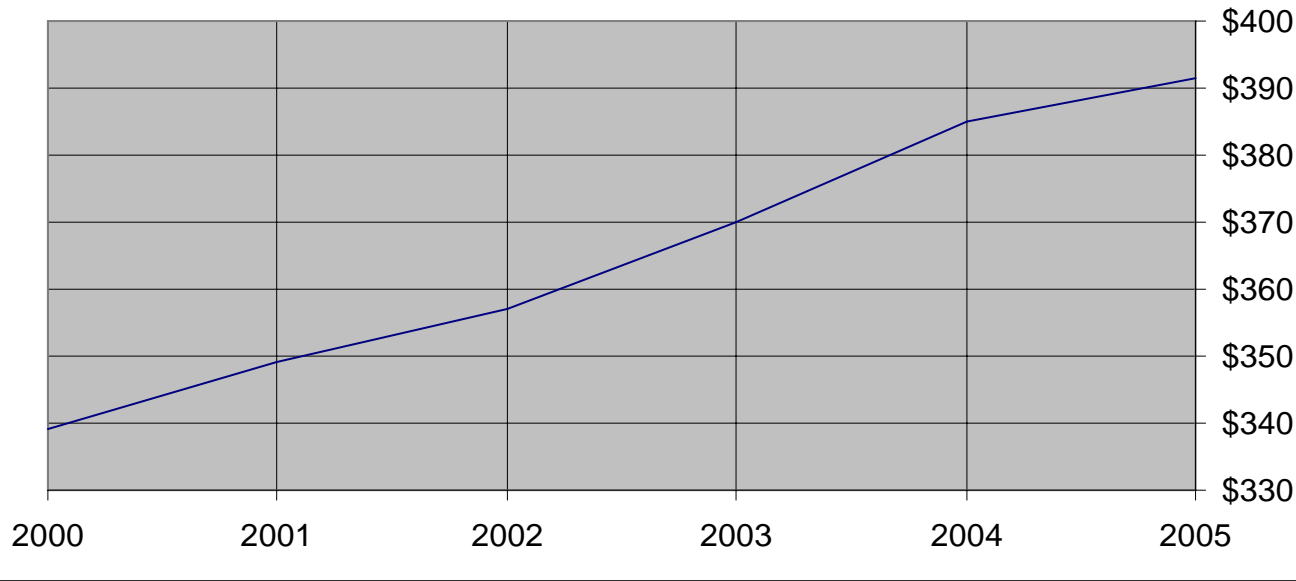
Oregon County Employment & Wages

| Industry | Jan | Feb | Mar | Apr | May | Jun | Jul | Aug | Sep | Oct | Nov | Dec | Ann. Avg. | Total Wages | Avg. Ann. Pay | Avg. Wkly Wage |
|--------------------------------------|-------|-------|-------|-------|-------|-------|-------|-------|-------|-------|-------|-------|-----------|--------------|---------------|----------------|
| TOTAL, All Industries | 2,118 | 2,135 | 2,158 | 2,194 | 2,211 | 2,094 | 1,874 | 2,103 | 2,159 | 2,182 | 2,180 | 2,187 | 2,133 | \$43,403,084 | \$20,349 | \$391 |
| Total Private | 1,537 | 1,543 | 1,564 | 1,603 | 1,612 | 1,576 | 1,590 | 1,582 | 1,587 | 1,586 | 1,582 | 1,595 | 1,580 | \$30,296,772 | \$19,178 | \$369 |
| Goods Producing | 317 | 308 | 312 | 310 | 302 | 297 | 300 | 296 | 285 | 295 | 291 | 286 | 300 | \$6,487,338 | \$21,630 | \$416 |
| Natural Resources & Mining | 20 | 20 | 23 | 21 | 21 | 21 | 23 | 22 | 23 | 21 | 22 | 20 | 21 | \$489,114 | \$22,838 | \$439 |
| Construction | 23 | 21 | 21 | 27 | 25 | 25 | 29 | 27 | 31 | 32 | 31 | 25 | 26 | \$667,482 | \$25,267 | \$486 |
| Manufacturing | 274 | 267 | 268 | 262 | 256 | 251 | 248 | 247 | 231 | 242 | 238 | 241 | 252 | \$5,330,742 | \$21,147 | \$407 |
| Service Providing | 1,204 | 1,220 | 1,237 | 1,279 | 1,296 | 1,266 | 1,274 | 1,270 | 1,286 | 1,276 | 1,276 | 1,293 | 1,265 | \$23,563,525 | \$18,631 | \$358 |
| Trade, Transportation & Utilities | 531 | 534 | 538 | 548 | 565 | 562 | 566 | 567 | 565 | 586 | 591 | 595 | 562 | \$10,353,355 | \$18,411 | \$354 |
| Retail Trade | 391 | 395 | 396 | 403 | 411 | 412 | 423 | 419 | 418 | 440 | 433 | 430 | 414 | \$7,083,851 | \$17,100 | \$329 |
| Transportation & Warehousing | 104 | 103 | 107 | 111 | 123 | 118 | 111 | 118 | 115 | 115 | 123 | 131 | 115 | \$2,658,192 | \$23,131 | \$445 |
| Information | 31 | 31 | 31 | 30 | 29 | 29 | 29 | 29 | 30 | 30 | 29 | 27 | 30 | \$753,035 | \$25,455 | \$490 |
| Financial Activities | 125 | 128 | 130 | 133 | 131 | 130 | 134 | 132 | 136 | 132 | 133 | 135 | 132 | \$3,389,925 | \$25,763 | \$495 |
| Finance | 87 | 87 | 91 | 93 | 91 | 91 | 94 | 95 | 93 | 94 | 92 | 90 | 92 | \$2,551,761 | \$27,888 | \$536 |
| Insurance | 9 | 9 | 9 | 8 | 8 | 8 | 8 | 7 | 9 | 10 | 10 | 10 | 9 | \$217,372 | \$24,843 | \$478 |
| Real Estate & Rental & Leasing | 29 | 32 | 30 | 32 | 32 | 31 | 32 | 30 | 34 | 28 | 31 | 35 | 31 | \$620,792 | \$19,813 | \$381 |
| Professional & Business Services | 44 | 54 | 54 | 57 | 55 | 54 | 51 | 49 | 56 | 62 | 57 | 67 | 55 | \$2,013,349 | \$36,606 | \$704 |
| Professional, Scientific & Tech | 36 | 34 | 33 | 34 | 32 | 31 | 32 | 29 | 32 | 34 | 33 | 33 | 33 | \$761,924 | \$23,265 | \$447 |
| Education & Health Services | 307 | 307 | 312 | 326 | 321 | 307 | 316 | 312 | 313 | 290 | 289 | 290 | 308 | \$5,542,605 | \$18,025 | \$347 |
| Leisure & Hospitality | 127 | 132 | 138 | 145 | 156 | 145 | 135 | 137 | 141 | 135 | 134 | 136 | 138 | \$1,010,826 | \$7,303 | \$140 |
| Other Services (except Public Admin) | 39 | 34 | 34 | 40 | 39 | 39 | 43 | 44 | 45 | 41 | 43 | 43 | 40 | \$500,430 | \$12,407 | \$239 |
| Government | 581 | 592 | 594 | 591 | 599 | 518 | 284 | 521 | 572 | 596 | 598 | 592 | 553 | \$13,106,312 | \$23,693 | \$456 |
| Federal Government | 36 | 33 | 35 | 36 | 36 | 33 | 34 | 33 | 35 | 39 | 37 | 34 | 35 | \$1,026,786 | \$29,267 | \$563 |
| Postal Service | 31 | 29 | 27 | 28 | 28 | 29 | 30 | 29 | 29 | 31 | 30 | 30 | 29 | \$873,320 | \$29,857 | \$574 |
| State Government | 44 | 44 | 43 | 43 | 43 | 45 | 45 | 45 | 45 | 45 | 45 | 44 | 44 | \$1,245,568 | \$28,148 | \$541 |
| Local Government | 501 | 515 | 516 | 512 | 520 | 440 | 205 | 443 | 492 | 512 | 516 | 514 | 474 | \$10,833,958 | \$22,864 | \$440 |

Average Annual Employment, 2000-2005



Average Weekly Wage, 2000-2005

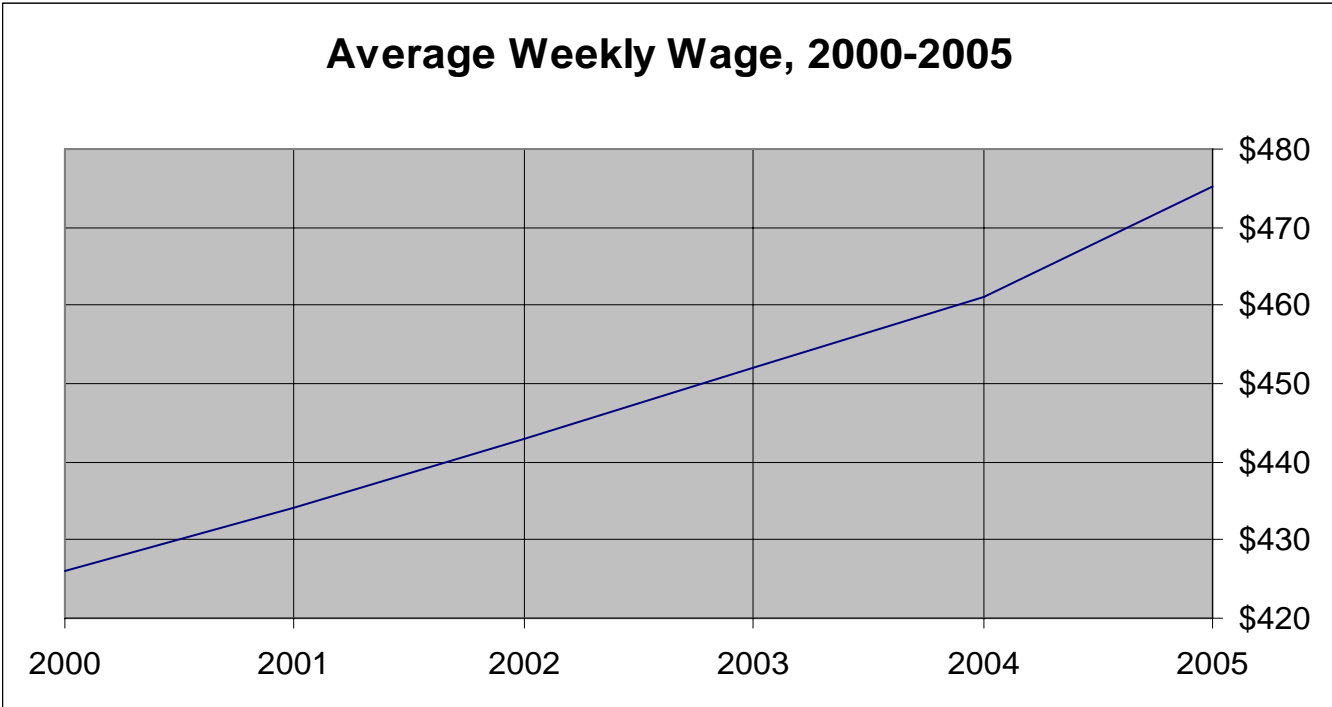
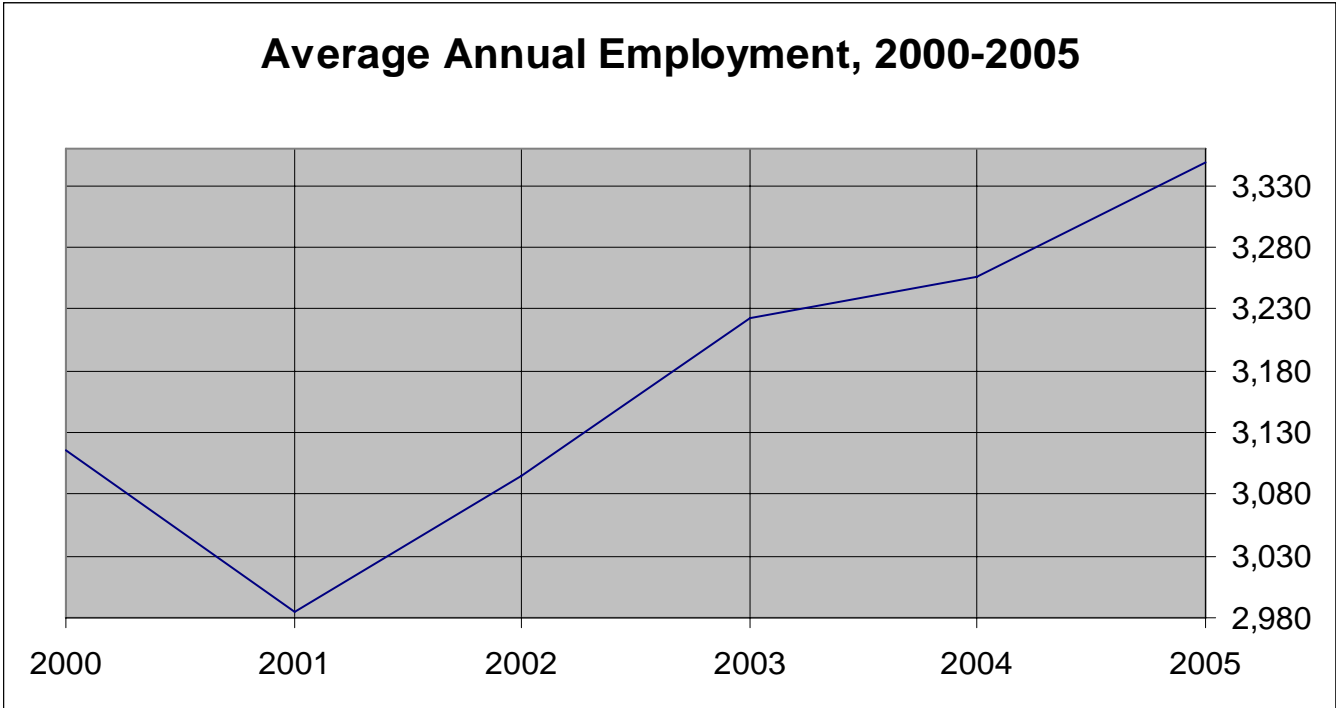


Oregon



Osage County Employment & Wages

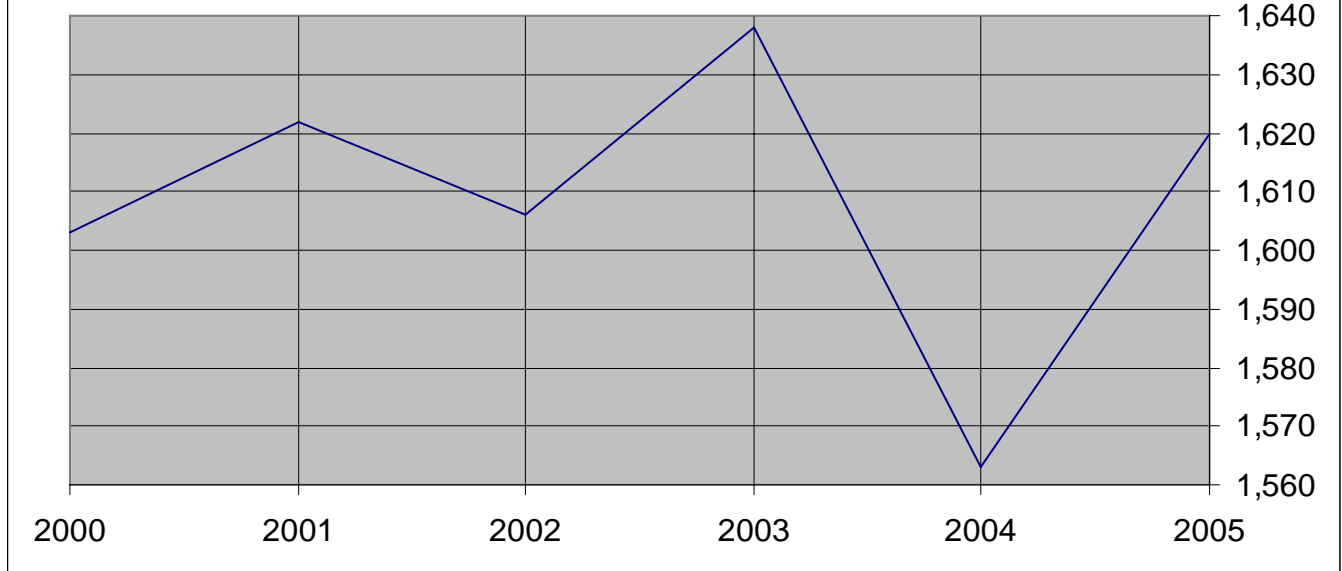
| Industry | Jan | Feb | Mar | Apr | May | Jun | Jul | Aug | Sep | Oct | Nov | Dec | Ann. Avg. | Total Wages | Avg. Ann. Pay | Avg. Wkly Wage |
|--------------------------------------|-------|-------|-------|-------|-------|-------|-------|-------|-------|-------|-------|-------|-----------|--------------|---------------|----------------|
| TOTAL, All Industries | 3,236 | 3,258 | 3,287 | 3,368 | 3,407 | 3,346 | 3,341 | 3,309 | 3,436 | 3,359 | 3,405 | 3,442 | 3,350 | \$82,771,250 | \$24,712 | \$475 |
| Total Private | 2,575 | 2,593 | 2,630 | 2,687 | 2,724 | 2,714 | 2,807 | 2,839 | 2,754 | 2,667 | 2,707 | 2,739 | 2,703 | \$65,757,765 | \$24,328 | \$468 |
| Goods Producing | 1,206 | 1,197 | 1,202 | 1,225 | 1,236 | 1,253 | 1,322 | 1,324 | 1,266 | 1,223 | 1,250 | 1,262 | 1,247 | \$34,117,254 | \$27,356 | \$526 |
| Natural Resources & Mining | 36 | 34 | 29 | 30 | 29 | 29 | 38 | 35 | 31 | 28 | 29 | 29 | 31 | \$885,003 | \$28,170 | \$542 |
| Construction | 186 | 174 | 187 | 200 | 197 | 216 | 234 | 235 | 221 | 220 | 212 | 211 | 208 | \$5,083,165 | \$24,468 | \$471 |
| Manufacturing | 984 | 989 | 986 | 995 | 1,010 | 1,008 | 1,050 | 1,054 | 1,014 | 975 | 1,009 | 1,022 | 1,008 | \$28,149,086 | \$27,926 | \$537 |
| Service Providing | 1,358 | 1,385 | 1,417 | 1,451 | 1,477 | 1,450 | 1,474 | 1,504 | 1,477 | 1,433 | 1,446 | 1,466 | 1,445 | \$31,272,194 | \$21,644 | \$416 |
| Trade, Transportation & Utilities | 785 | 791 | 805 | 809 | 804 | 790 | 794 | 806 | 803 | 785 | 779 | 806 | 796 | \$20,418,111 | \$25,637 | \$493 |
| Retail Trade | 438 | 443 | 449 | 456 | 455 | 455 | 453 | 469 | 457 | 458 | 447 | 461 | 453 | \$10,157,167 | \$22,401 | \$431 |
| Transportation & Warehousing | 176 | 176 | 177 | 174 | 171 | 157 | 161 | 158 | 167 | 159 | 164 | 167 | 167 | \$3,746,113 | \$22,398 | \$431 |
| Information | 15 | 15 | 15 | 15 | 16 | 18 | 17 | 17 | 14 | 14 | 15 | 15 | 16 | \$506,762 | \$32,694 | \$629 |
| Financial Activities | 97 | 99 | 98 | 98 | 103 | 102 | 101 | 96 | 98 | 94 | 95 | 100 | 98 | \$2,941,969 | \$29,893 | \$575 |
| Finance | 74 | 74 | 75 | 74 | 74 | 75 | 75 | 75 | 75 | 75 | 75 | 76 | 75 | \$2,508,702 | \$33,561 | \$645 |
| Insurance | 14 | 16 | 14 | 13 | 16 | 15 | 15 | 13 | 15 | 13 | 14 | 14 | 14 | \$349,137 | \$24,358 | \$468 |
| Real Estate & Rental & Leasing | 9 | 9 | 9 | 11 | 13 | 12 | 11 | 8 | 8 | 6 | 6 | 10 | 9 | \$84,130 | \$9,014 | \$173 |
| Professional & Business Services | 39 | 40 | 41 | 42 | 48 | 49 | 48 | 45 | 43 | 39 | 39 | 40 | 43 | \$759,089 | \$17,756 | \$341 |
| Professional, Scientific & Tech | 21 | 22 | 21 | 21 | 24 | 23 | 22 | 22 | 22 | 20 | 20 | 20 | 22 | \$448,899 | \$20,879 | \$402 |
| Education & Health Services | 244 | 251 | 250 | 275 | 281 | 271 | 294 | 305 | 302 | 302 | 310 | 315 | 283 | \$5,056,243 | \$17,846 | \$343 |
| Leisure & Hospitality | 153 | 165 | 183 | 188 | 197 | 194 | 195 | 207 | 190 | 175 | 183 | 167 | 183 | \$1,151,433 | \$6,289 | \$121 |
| Other Services (except Public Admin) | 25 | 24 | 25 | 24 | 28 | 26 | 25 | 28 | 27 | 24 | 25 | 23 | 25 | \$438,587 | \$17,313 | \$333 |
| Government | 661 | 665 | 657 | 681 | 683 | 632 | 534 | 470 | 682 | 692 | 698 | 703 | 647 | \$17,013,485 | \$26,316 | \$506 |
| Federal Government | 37 | 38 | 36 | 41 | 40 | 34 | 40 | 41 | 40 | 41 | 41 | 36 | 39 | \$1,188,195 | \$30,663 | \$590 |
| Postal Service | 24 | 25 | 24 | 28 | 28 | 27 | 28 | 29 | 28 | 29 | 29 | 28 | 27 | \$849,080 | \$31,159 | \$599 |



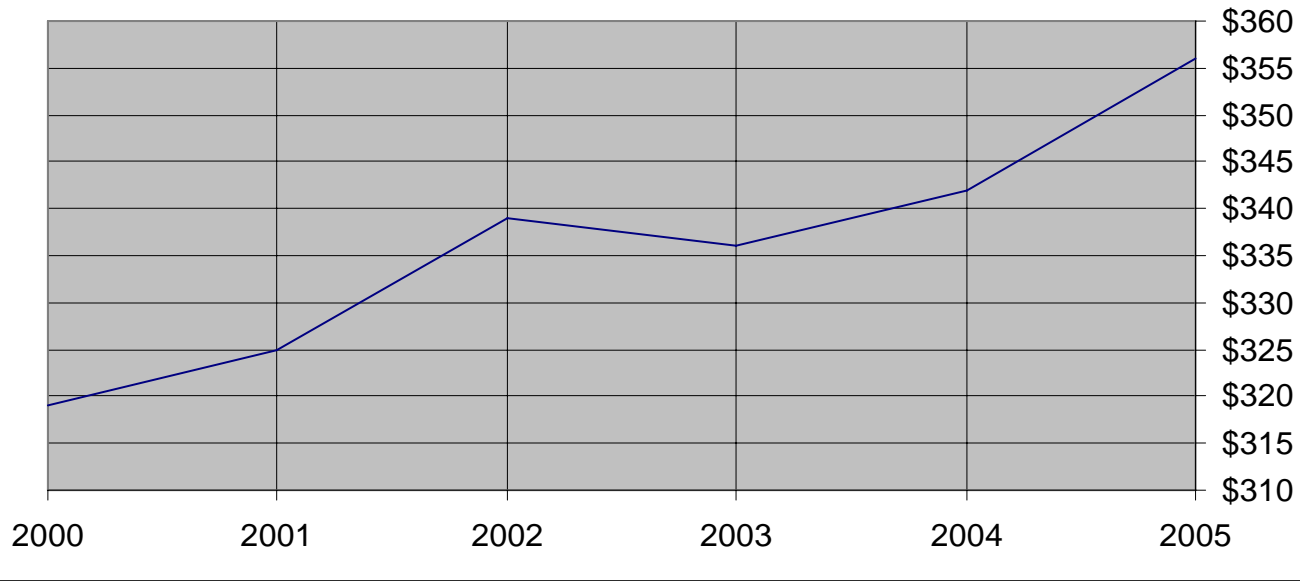
Ozark County Employment & Wages

| Industry | Jan | Feb | Mar | Apr | May | Jun | Jul | Aug | Sep | Oct | Nov | Dec | Ann. Avg. | Total Wages | Avg. Ann. Pay | Avg. Wkly Wage |
|--------------------------------------|-------|-------|-------|-------|-------|-------|-------|-------|-------|-------|-------|-------|-----------|--------------|---------------|----------------|
| TOTAL, All Industries | 1,533 | 1,507 | 1,600 | 1,633 | 1,702 | 1,723 | 1,675 | 1,650 | 1,670 | 1,604 | 1,580 | 1,560 | 1,620 | \$29,978,803 | \$18,508 | \$356 |
| Total Private | 1,023 | 993 | 1,076 | 1,127 | 1,187 | 1,232 | 1,228 | 1,225 | 1,157 | 1,085 | 1,067 | 1,048 | 1,121 | \$19,674,370 | \$17,556 | \$338 |
| Goods Producing | 253 | 255 | 254 | 258 | 255 | 256 | 258 | 261 | 260 | 251 | 248 | 260 | 256 | \$4,478,578 | \$17,512 | \$337 |
| Manufacturing | 220 | 217 | 215 | 216 | 218 | 219 | 221 | 222 | 225 | 218 | 215 | 223 | 219 | \$3,824,530 | \$17,457 | \$336 |
| Service Providing | 756 | 723 | 806 | 854 | 916 | 959 | 956 | 950 | 883 | 820 | 805 | 775 | 850 | \$14,925,320 | \$17,554 | \$338 |
| Trade, Transportation & Utilities | 293 | 288 | 284 | 299 | 310 | 315 | 300 | 302 | 295 | 292 | 296 | 301 | 298 | \$4,600,562 | \$15,442 | \$297 |
| Retail Trade | 202 | 202 | 196 | 212 | 222 | 225 | 215 | 217 | 211 | 207 | 210 | 214 | 211 | \$2,724,760 | \$12,908 | \$248 |
| Transportation & Warehousing | 43 | 38 | 40 | 39 | 40 | 42 | 42 | 39 | 37 | 40 | 41 | 42 | 40 | \$823,804 | \$20,467 | \$394 |
| Information | 16 | 15 | 15 | 16 | 16 | 16 | 16 | 16 | 17 | 17 | 17 | 18 | 16 | \$430,690 | \$26,504 | \$510 |
| Financial Activities | 92 | 92 | 92 | 88 | 93 | 96 | 100 | 99 | 93 | 93 | 90 | 93 | 93 | \$3,512,926 | \$37,605 | \$723 |
| Insurance | 18 | 19 | 18 | 17 | 18 | 18 | 18 | 19 | 18 | 19 | 16 | 17 | 18 | \$451,035 | \$25,174 | \$484 |
| Real Estate & Rental & Leasing | 7 | 7 | 7 | 7 | 10 | 12 | 15 | 13 | 7 | 7 | 7 | 7 | 9 | \$156,625 | \$17,731 | \$341 |
| Professional & Business Services | 28 | 31 | 30 | 27 | 27 | 29 | 27 | 28 | 30 | 29 | 28 | 34 | 29 | \$847,948 | \$29,240 | \$562 |
| Professional, Scientific & Tech | 22 | 24 | 24 | 25 | 25 | 27 | 25 | 26 | 27 | 26 | 25 | 30 | 26 | \$607,643 | \$23,829 | \$458 |
| Education & Health Services | 110 | 81 | 115 | 113 | 110 | 104 | 104 | 105 | 106 | 105 | 108 | 106 | 106 | \$2,180,842 | \$20,655 | \$397 |
| Leisure & Hospitality | 175 | 176 | 228 | 261 | 313 | 351 | 361 | 358 | 297 | 238 | 222 | 178 | 263 | \$2,706,132 | \$10,283 | \$198 |
| Other Services (except Public Admin) | 42 | 40 | 42 | 50 | 47 | 48 | 48 | 42 | 45 | 46 | 44 | 45 | 45 | \$646,220 | \$14,387 | \$277 |
| Government | 510 | 514 | 524 | 506 | 515 | 491 | 447 | 425 | 513 | 519 | 513 | 512 | 499 | \$10,304,433 | \$20,647 | \$397 |
| Federal Government | 25 | 24 | 26 | 24 | 27 | 24 | 27 | 26 | 26 | 28 | 27 | 24 | 26 | \$583,476 | \$22,733 | \$437 |
| Postal Service | 25 | 24 | 26 | 24 | 27 | 24 | 27 | 26 | 26 | 28 | 27 | 24 | 26 | \$583,476 | \$22,733 | \$437 |
| State Government | 37 | 37 | 36 | 36 | 37 | 37 | 37 | 37 | 37 | 37 | 37 | 37 | 37 | \$922,533 | \$25,046 | \$482 |
| Local Government | 448 | 453 | 462 | 446 | 451 | 430 | 383 | 362 | 450 | 454 | 449 | 451 | 437 | \$8,798,424 | \$20,153 | \$388 |

Average Annual Employment, 2000-2005

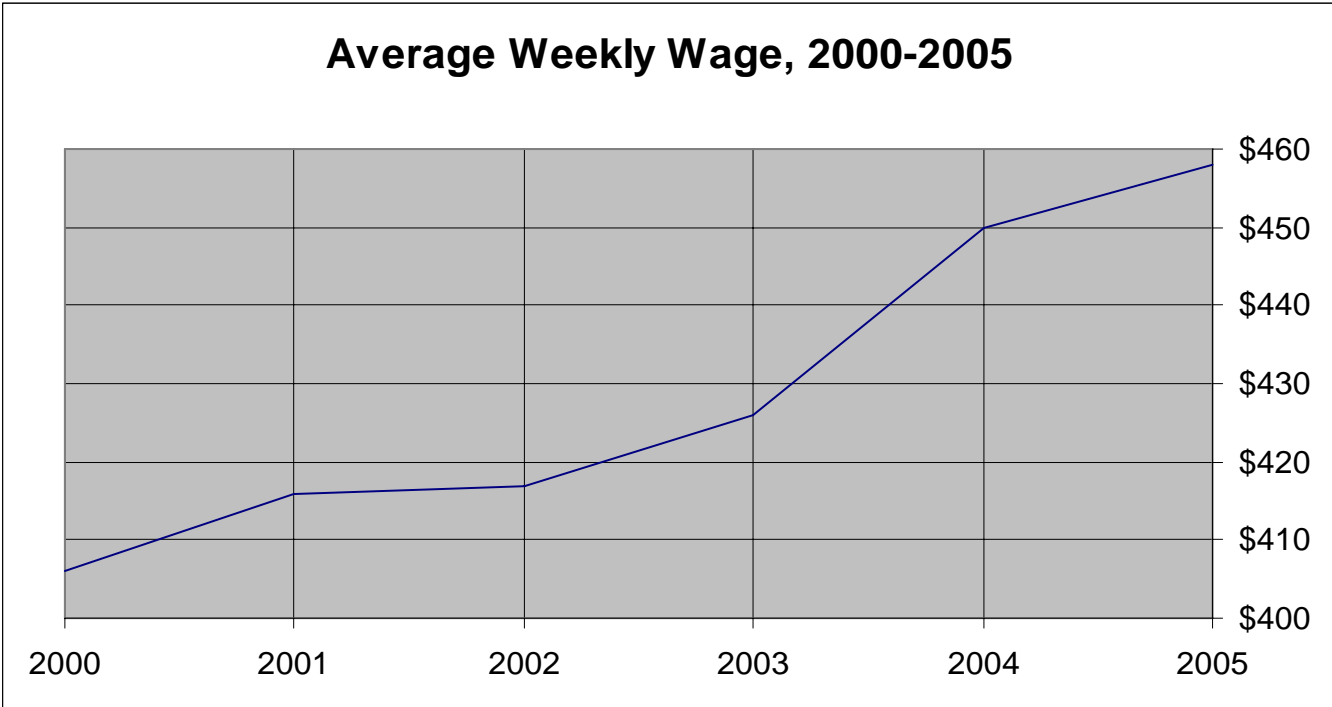
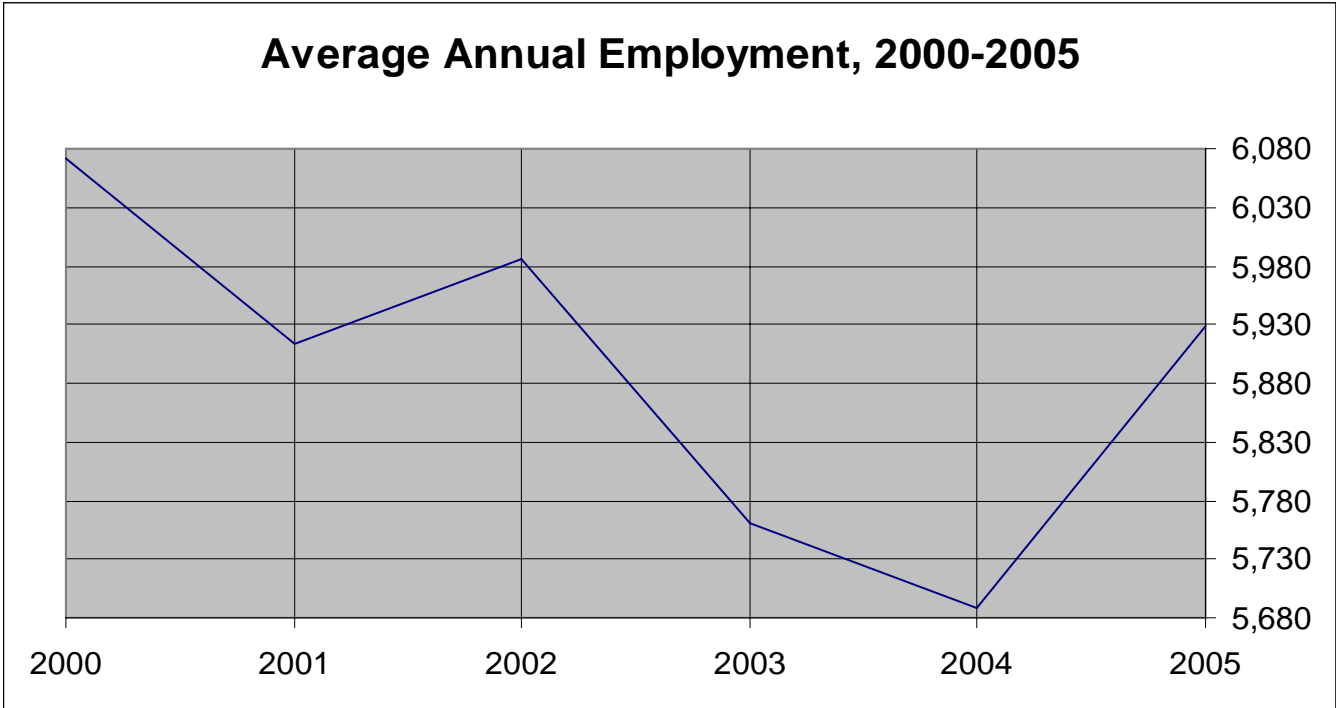


Average Weekly Wage, 2000-2005



Pemiscot County Employment & Wages

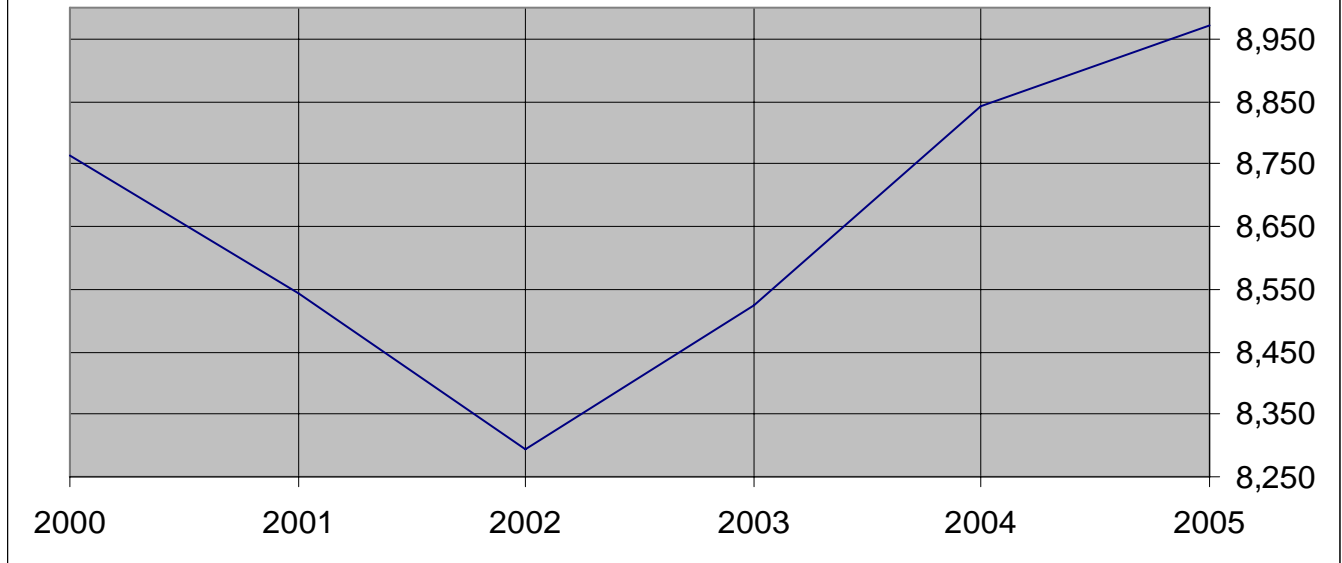
| Industry | Jan | Feb | Mar | Apr | May | Jun | Jul | Aug | Sep | Oct | Nov | Dec | Ann. Avg. | Total Wages | Avg. Ann. Pay | Avg. Wkly Wage |
|--------------------------------------|-------|-------|-------|-------|-------|-------|-------|-------|-------|-------|-------|-------|-----------|---------------|---------------|----------------|
| TOTAL, All Industries | 5,656 | 5,704 | 5,841 | 6,004 | 6,066 | 5,984 | 5,573 | 5,806 | 6,092 | 6,213 | 6,189 | 6,009 | 5,928 | \$141,168,501 | \$23,814 | \$458 |
| Total Private | 3,807 | 3,823 | 3,937 | 4,045 | 4,088 | 4,139 | 4,112 | 4,067 | 4,177 | 4,248 | 4,169 | 4,018 | 4,053 | \$90,388,937 | \$22,304 | \$429 |
| Goods Producing | 781 | 798 | 810 | 828 | 805 | 829 | 820 | 796 | 790 | 818 | 828 | 827 | 811 | \$25,158,651 | \$31,028 | \$597 |
| Manufacturing | 718 | 733 | 743 | 763 | 744 | 764 | 751 | 728 | 722 | 749 | 756 | 757 | 744 | \$23,383,894 | \$31,430 | \$604 |
| Service Providing | 2,859 | 2,859 | 2,925 | 3,007 | 3,058 | 3,065 | 3,046 | 3,005 | 3,019 | 2,989 | 3,017 | 2,975 | 2,985 | \$59,922,546 | \$20,072 | \$386 |
| Trade, Transportation & Utilities | 1,223 | 1,212 | 1,247 | 1,280 | 1,282 | 1,294 | 1,297 | 1,268 | 1,247 | 1,260 | 1,302 | 1,286 | 1,267 | \$29,383,437 | \$23,201 | \$446 |
| Wholesale Trade | 253 | 258 | 267 | 280 | 278 | 279 | 259 | 260 | 269 | 260 | 247 | 252 | 264 | \$8,564,327 | \$32,502 | \$625 |
| Retail Trade | 703 | 682 | 704 | 719 | 722 | 729 | 756 | 742 | 710 | 729 | 751 | 724 | 723 | \$11,371,361 | \$15,737 | \$303 |
| Transportation & Warehousing | 204 | 210 | 214 | 220 | 219 | 222 | 225 | 209 | 211 | 210 | 243 | 250 | 220 | \$6,729,648 | \$30,624 | \$589 |
| Utilities | 63 | 62 | 62 | 61 | 63 | 64 | 57 | 57 | 57 | 61 | 61 | 60 | 61 | \$2,718,101 | \$44,804 | \$862 |
| Information | 17 | 16 | 16 | 16 | 17 | 17 | 18 | 16 | 16 | 16 | 16 | 16 | 16 | \$639,209 | \$38,937 | \$749 |
| Financial Activities | 238 | 238 | 238 | 242 | 246 | 245 | 237 | 237 | 239 | 239 | 240 | 240 | 240 | \$6,945,946 | \$28,951 | \$557 |
| Finance | 142 | 144 | 145 | 147 | 148 | 149 | 147 | 146 | 147 | 147 | 148 | 144 | 146 | \$4,491,463 | \$30,728 | \$591 |
| Insurance | 28 | 28 | 28 | 27 | 29 | 29 | 27 | 29 | 28 | 27 | 26 | 27 | 28 | \$1,097,231 | \$39,540 | \$760 |
| Real Estate & Rental & Leasing | 68 | 66 | 65 | 68 | 69 | 67 | 63 | 62 | 64 | 65 | 66 | 69 | 66 | \$1,357,252 | \$20,564 | \$395 |
| Professional & Business Services | 57 | 55 | 59 | 61 | 60 | 64 | 56 | 59 | 58 | 57 | 54 | 54 | 58 | \$1,240,550 | \$21,450 | \$413 |
| Professional, Scientific & Tech | 36 | 35 | 36 | 35 | 34 | 37 | 31 | 30 | 31 | 31 | 28 | 29 | 33 | \$636,350 | \$19,431 | \$374 |
| Education & Health Services | 548 | 557 | 565 | 591 | 613 | 595 | 593 | 600 | 631 | 603 | 589 | 577 | 589 | \$9,048,717 | \$15,376 | \$296 |
| Leisure & Hospitality | 622 | 625 | 643 | 655 | 677 | 667 | 661 | 649 | 633 | 639 | 642 | 638 | 646 | \$10,323,829 | \$15,983 | \$307 |
| Other Services (except Public Admin) | 154 | 156 | 157 | 162 | 163 | 183 | 184 | 176 | 195 | 175 | 174 | 164 | 170 | \$2,340,858 | \$13,750 | \$264 |
| Government | 1,849 | 1,881 | 1,904 | 1,959 | 1,978 | 1,845 | 1,461 | 1,739 | 1,915 | 1,965 | 2,020 | 1,991 | 1,876 | \$50,779,564 | \$27,074 | \$521 |
| Federal Government | 70 | 65 | 68 | 69 | 66 | 67 | 71 | 69 | 70 | 68 | 70 | 70 | 69 | \$2,930,929 | \$42,735 | \$822 |
| Postal Service | 46 | 42 | 42 | 42 | 43 | 42 | 44 | 43 | 46 | 44 | 45 | 45 | 44 | \$1,595,572 | \$36,540 | \$703 |
| State Government | 162 | 162 | 161 | 163 | 164 | 161 | 159 | 159 | 158 | 157 | 156 | 156 | 160 | \$4,455,549 | \$27,876 | \$536 |
| Local Government | 1,617 | 1,654 | 1,675 | 1,727 | 1,748 | 1,617 | 1,231 | 1,511 | 1,687 | 1,740 | 1,794 | 1,765 | 1,647 | \$43,393,086 | \$26,344 | \$507 |



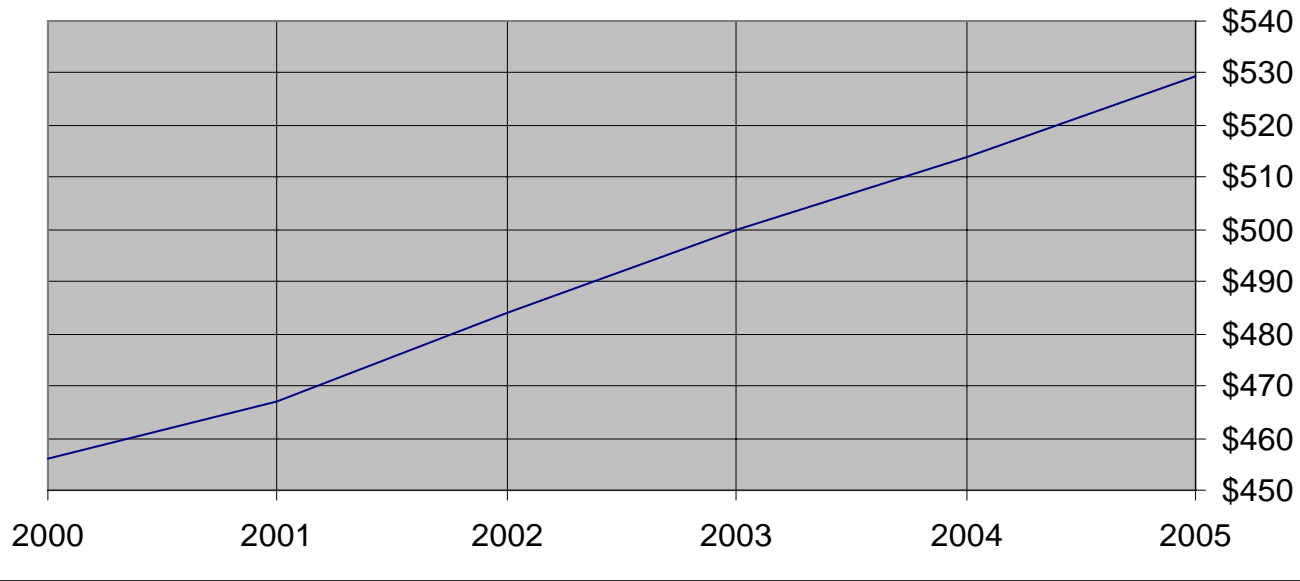
Perry County Employment & Wages

| Industry | Jan | Feb | Mar | Apr | May | Jun | Jul | Aug | Sep | Oct | Nov | Dec | Ann. Avg. | Total Wages | Avg. Ann. Pay | Avg. Wkly Wage |
|--------------------------------------|-------|-------|-------|-------|-------|-------|-------|-------|-------|-------|-------|-------|-----------|---------------|---------------|----------------|
| TOTAL, All Industries | 8,801 | 8,773 | 8,862 | 9,007 | 8,970 | 8,990 | 8,786 | 9,018 | 8,991 | 9,115 | 9,152 | 9,210 | 8,973 | \$247,100,219 | \$27,538 | \$530 |
| Total Private | 7,694 | 7,671 | 7,739 | 7,849 | 7,808 | 7,841 | 7,864 | 7,940 | 7,861 | 7,973 | 7,984 | 8,017 | 7,853 | \$218,002,513 | \$27,759 | \$534 |
| Goods Producing | 3,607 | 3,624 | 3,615 | 3,657 | 3,647 | 3,704 | 3,704 | 3,712 | 3,680 | 3,772 | 3,715 | 3,775 | 3,684 | \$119,897,596 | \$32,543 | \$626 |
| Manufacturing | 3,152 | 3,133 | 3,093 | 3,118 | 3,115 | 3,131 | 3,110 | 3,117 | 3,116 | 3,223 | 3,185 | 3,213 | 3,142 | \$101,631,335 | \$32,344 | \$622 |
| Service Providing | 4,066 | 4,027 | 4,105 | 4,174 | 4,143 | 4,118 | 4,141 | 4,210 | 4,159 | 4,181 | 4,251 | 4,222 | 4,150 | \$97,698,837 | \$23,543 | \$453 |
| Trade, Transportation & Utilities | 1,898 | 1,886 | 1,904 | 1,949 | 1,961 | 1,942 | 1,912 | 1,955 | 1,902 | 1,871 | 1,893 | 1,899 | 1,914 | \$56,570,085 | \$29,551 | \$568 |
| Retail Trade | 1,066 | 1,052 | 1,074 | 1,091 | 1,105 | 1,107 | 1,086 | 1,093 | 1,063 | 1,048 | 1,069 | 1,068 | 1,077 | \$23,575,411 | \$21,893 | \$421 |
| Transportation & Warehousing | 505 | 507 | 502 | 522 | 526 | 499 | 497 | 532 | 528 | 514 | 510 | 511 | 513 | \$21,226,346 | \$41,397 | \$796 |
| Information | 38 | 37 | 37 | 40 | 40 | 40 | 40 | 39 | 40 | 41 | 38 | 41 | 39 | \$1,361,667 | \$34,692 | \$667 |
| Financial Activities | 295 | 302 | 301 | 307 | 307 | 311 | 310 | 299 | 309 | 308 | 315 | 323 | 307 | \$10,022,888 | \$32,621 | \$627 |
| Finance | 187 | 192 | 192 | 199 | 196 | 202 | 200 | 203 | 206 | 207 | 216 | 226 | 202 | \$6,890,524 | \$34,083 | \$655 |
| Insurance | 71 | 74 | 73 | 72 | 71 | 69 | 68 | 56 | 64 | 62 | 61 | 60 | 67 | \$2,665,550 | \$39,933 | \$768 |
| Real Estate & Rental & Leasing | 37 | 36 | 36 | 36 | 40 | 40 | 42 | 40 | 39 | 39 | 38 | 37 | 38 | \$466,814 | \$12,178 | \$234 |
| Professional & Business Services | 529 | 506 | 549 | 512 | 453 | 480 | 476 | 525 | 540 | 552 | 573 | 537 | 519 | \$10,478,779 | \$20,177 | \$388 |
| Adm, Support, Waste & Remed. | 303 | 267 | 323 | 292 | 260 | 274 | 261 | 317 | 347 | 355 | 380 | 336 | 310 | \$5,240,380 | \$16,927 | \$326 |
| Education & Health Services | 541 | 539 | 547 | 569 | 548 | 537 | 547 | 536 | 543 | 537 | 560 | 554 | 547 | \$10,947,435 | \$20,032 | \$385 |
| Leisure & Hospitality | 607 | 597 | 618 | 648 | 684 | 673 | 712 | 704 | 677 | 719 | 722 | 716 | 673 | \$5,908,426 | \$8,778 | \$169 |
| Other Services (except Public Admin) | 158 | 160 | 149 | 149 | 150 | 135 | 144 | 152 | 148 | 153 | 150 | 152 | 150 | \$2,409,557 | \$16,064 | \$309 |
| Government | 1,107 | 1,102 | 1,123 | 1,158 | 1,162 | 1,149 | 922 | 1,078 | 1,130 | 1,142 | 1,168 | 1,193 | 1,120 | \$29,097,706 | \$25,992 | \$500 |
| Federal Government | 54 | 57 | 57 | 57 | 54 | 57 | 59 | 59 | 59 | 58 | 59 | 59 | 57 | \$2,143,942 | \$37,340 | \$718 |
| Postal Service | 38 | 39 | 40 | 41 | 39 | 40 | 41 | 41 | 42 | 41 | 42 | 42 | 41 | \$1,431,895 | \$35,355 | \$680 |
| State Government | 56 | 56 | 55 | 55 | 56 | 56 | 56 | 56 | 56 | 56 | 56 | 56 | 56 | \$1,269,523 | \$22,738 | \$437 |
| Local Government | 997 | 989 | 1,011 | 1,046 | 1,052 | 1,036 | 807 | 963 | 1,015 | 1,028 | 1,053 | 1,078 | 1,006 | \$25,684,241 | \$25,525 | \$491 |

Average Annual Employment, 2000-2005



Average Weekly Wage, 2000-2005

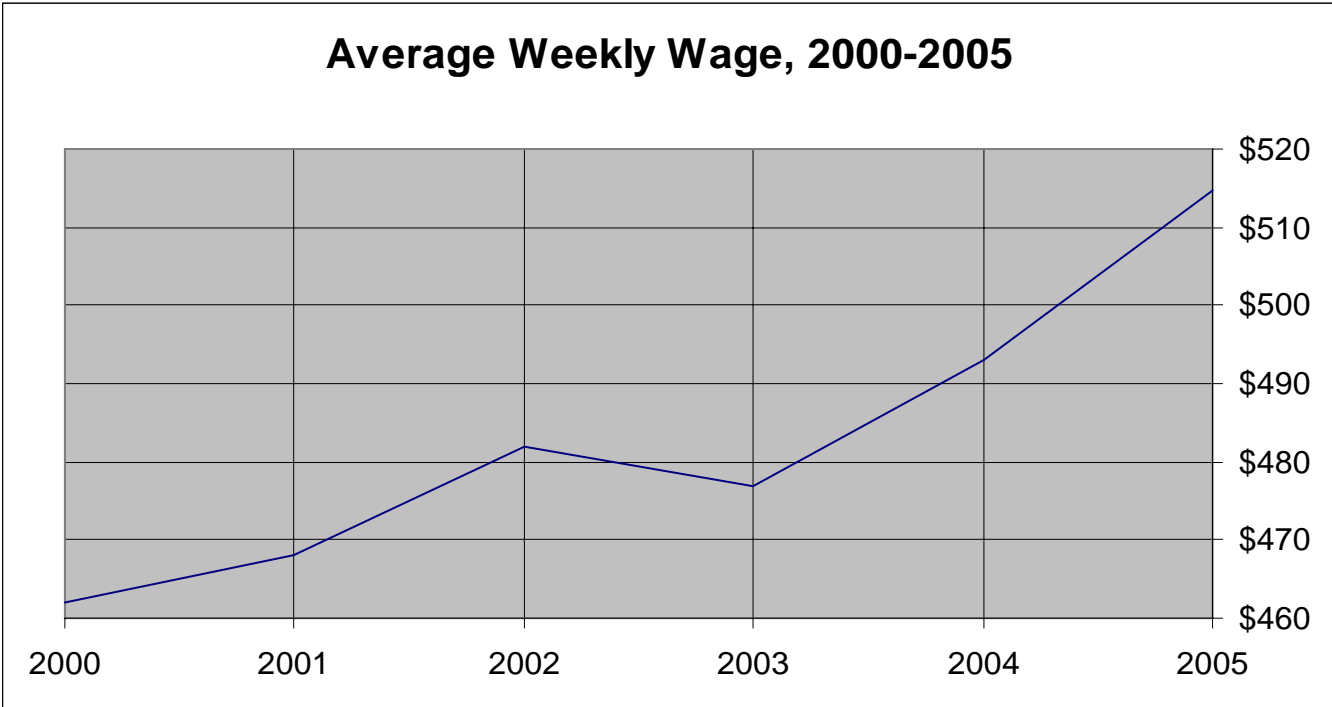
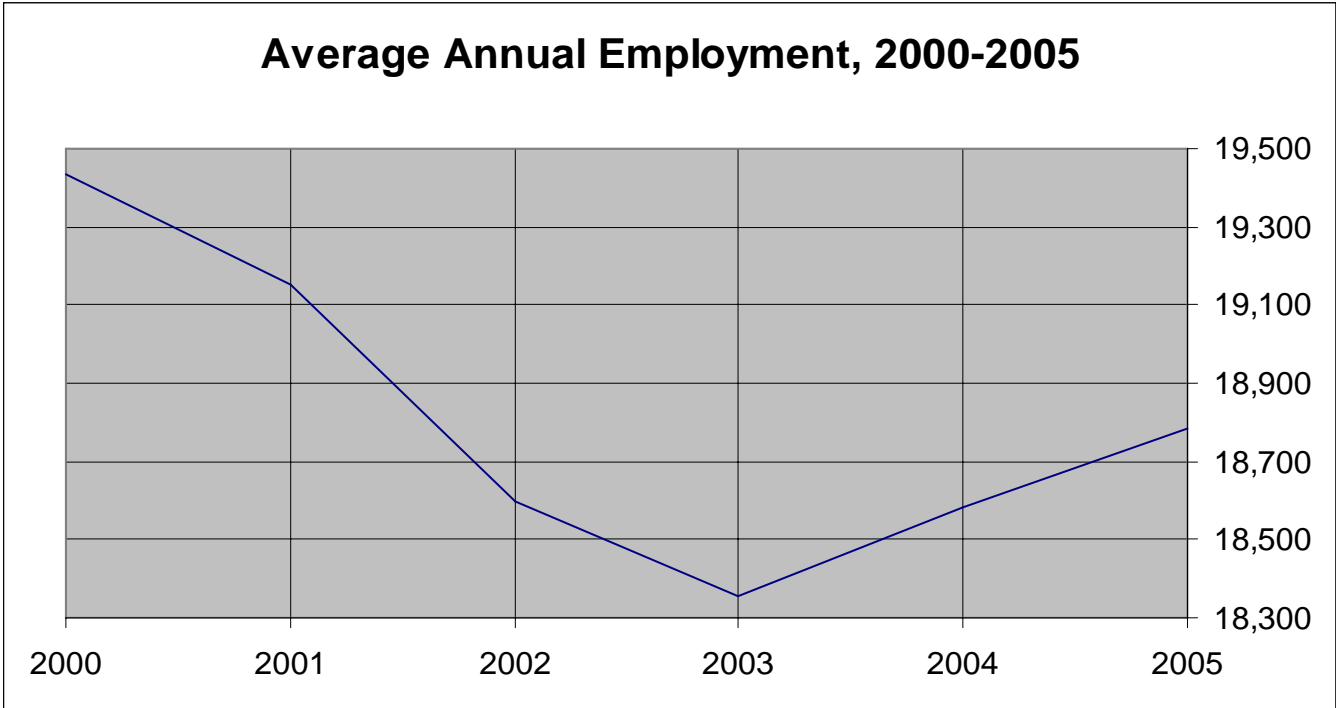


Perry



Pettis County Employment & Wages

| Industry | Jan | Feb | Mar | Apr | May | Jun | Jul | Aug | Sep | Oct | Nov | Dec | Ann. Avg. | Total Wages | Avg. Ann. Pay | Avg. Wkly Wage |
|--------------------------------------|--------|--------|--------|--------|--------|--------|--------|--------|--------|--------|--------|--------|-----------|---------------|---------------|----------------|
| TOTAL, All Industries | 18,209 | 18,408 | 18,635 | 18,891 | 18,925 | 18,959 | 18,010 | 19,015 | 19,473 | 19,041 | 18,955 | 18,868 | 18,782 | \$502,762,572 | \$26,768 | \$515 |
| Total Private | 15,179 | 15,267 | 15,484 | 15,698 | 15,732 | 15,756 | 15,553 | 15,787 | 15,617 | 15,818 | 15,728 | 15,647 | 15,606 | \$412,445,327 | \$26,429 | \$508 |
| Goods Producing | 5,464 | 5,490 | 5,424 | 5,543 | 5,521 | 5,536 | 5,587 | 5,582 | 5,534 | 5,373 | 5,395 | 5,383 | 5,486 | \$200,429,583 | \$36,535 | \$703 |
| Natural Resources & Mining | 35 | 35 | 34 | 30 | 29 | 32 | 38 | 38 | 36 | 35 | 35 | 35 | 34 | \$1,449,501 | \$42,218 | \$812 |
| Construction | 650 | 665 | 697 | 759 | 777 | 793 | 792 | 763 | 748 | 748 | 729 | 709 | 736 | \$25,231,838 | \$34,290 | \$659 |
| Manufacturing | 4,779 | 4,790 | 4,693 | 4,754 | 4,715 | 4,711 | 4,757 | 4,781 | 4,750 | 4,590 | 4,631 | 4,639 | 4,716 | \$173,748,244 | \$36,844 | \$709 |
| Service Providing | 9,665 | 9,727 | 10,009 | 10,103 | 10,159 | 10,168 | 9,906 | 10,149 | 10,034 | 10,396 | 10,283 | 10,214 | 10,068 | \$210,445,110 | \$20,903 | \$402 |
| Trade, Transportation & Utilities | 3,304 | 3,277 | 3,320 | 3,369 | 3,413 | 3,437 | 3,350 | 3,457 | 3,363 | 3,417 | 3,458 | 3,441 | 3,384 | \$78,354,230 | \$23,155 | \$445 |
| Wholesale Trade | 564 | 567 | 577 | 578 | 579 | 588 | 596 | 611 | 588 | 595 | 577 | 582 | 584 | \$19,061,538 | \$32,668 | \$628 |
| Retail Trade | 2,222 | 2,197 | 2,214 | 2,304 | 2,334 | 2,351 | 2,296 | 2,369 | 2,290 | 2,329 | 2,377 | 2,335 | 2,302 | \$42,918,919 | \$18,648 | \$359 |
| Information | 526 | 592 | 655 | 667 | 652 | 608 | 524 | 566 | 625 | 580 | 597 | 606 | 600 | \$14,917,072 | \$24,869 | \$478 |
| Financial Activities | 581 | 589 | 632 | 640 | 638 | 646 | 647 | 648 | 636 | 642 | 646 | 647 | 633 | \$16,787,639 | \$26,535 | \$510 |
| Finance | 331 | 336 | 339 | 340 | 341 | 341 | 342 | 345 | 343 | 342 | 342 | 342 | 340 | \$10,720,853 | \$31,501 | \$606 |
| Insurance | 70 | 68 | 67 | 72 | 71 | 70 | 67 | 65 | 64 | 68 | 69 | 70 | 68 | \$1,724,099 | \$25,200 | \$485 |
| Real Estate & Rental & Leasing | 180 | 185 | 226 | 228 | 226 | 235 | 238 | 238 | 229 | 232 | 235 | 235 | 224 | \$4,342,687 | \$19,394 | \$373 |
| Professional & Business Services | 1,451 | 1,400 | 1,417 | 1,335 | 1,343 | 1,347 | 1,350 | 1,384 | 1,400 | 1,756 | 1,603 | 1,530 | 1,443 | \$32,500,007 | \$22,523 | \$433 |
| Professional, Scientific & Tech | 322 | 323 | 328 | 332 | 312 | 312 | 314 | 321 | 318 | 319 | 320 | 330 | 321 | \$9,273,812 | \$28,898 | \$556 |
| Mgt of Companies & Enterprises | 188 | 189 | 190 | 183 | 187 | 180 | 175 | 171 | 177 | 181 | 187 | 183 | 183 | \$5,815,716 | \$31,852 | \$613 |
| Adm, Support, Waste & Remed. | 941 | 888 | 899 | 820 | 844 | 855 | 861 | 892 | 905 | 1,256 | 1,096 | 1,017 | 940 | \$17,410,479 | \$18,532 | \$356 |
| Education & Health Services | 1,761 | 1,760 | 1,773 | 1,761 | 1,750 | 1,743 | 1,738 | 1,725 | 1,729 | 1,805 | 1,812 | 1,818 | 1,765 | \$38,662,198 | \$21,910 | \$421 |
| Leisure & Hospitality | 1,478 | 1,501 | 1,555 | 1,646 | 1,684 | 1,749 | 1,685 | 1,727 | 1,616 | 1,572 | 1,545 | 1,535 | 1,608 | \$15,953,813 | \$9,923 | \$191 |
| Arts, Entertain & Recreation | 78 | 81 | 89 | 122 | 143 | 177 | 173 | 202 | 124 | 105 | 99 | 88 | 123 | \$1,197,056 | \$9,699 | \$187 |
| Accommodation & Food Svcs | 1,400 | 1,420 | 1,466 | 1,524 | 1,541 | 1,572 | 1,512 | 1,525 | 1,492 | 1,467 | 1,446 | 1,447 | 1,484 | \$14,756,757 | \$9,942 | \$191 |
| Other Services (except Public Admin) | 564 | 608 | 657 | 685 | 679 | 638 | 612 | 642 | 665 | 624 | 622 | 637 | 636 | \$13,270,151 | \$20,862 | \$401 |
| Government | 3,030 | 3,141 | 3,151 | 3,193 | 3,193 | 3,203 | 2,457 | 3,228 | 3,856 | 3,223 | 3,227 | 3,221 | 3,177 | \$90,317,245 | \$28,429 | \$547 |
| Federal Government | 152 | 150 | 145 | 155 | 149 | 151 | 149 | 145 | 147 | 146 | 152 | 147 | 149 | \$6,470,837 | \$43,428 | \$835 |
| Postal Service | 92 | 90 | 84 | 93 | 90 | 90 | 89 | 87 | 88 | 86 | 91 | 90 | 89 | \$3,625,349 | \$40,658 | \$782 |
| State Government | 259 | 259 | 260 | 269 | 274 | 299 | 310 | 1,198 | 962 | 267 | 265 | 260 | 407 | \$7,885,404 | \$19,382 | \$373 |
| Local Government | 2,619 | 2,732 | 2,746 | 2,769 | 2,770 | 2,753 | 1,998 | 1,885 | 2,747 | 2,810 | 2,810 | 2,814 | 2,621 | \$75,961,004 | \$28,981 | \$557 |

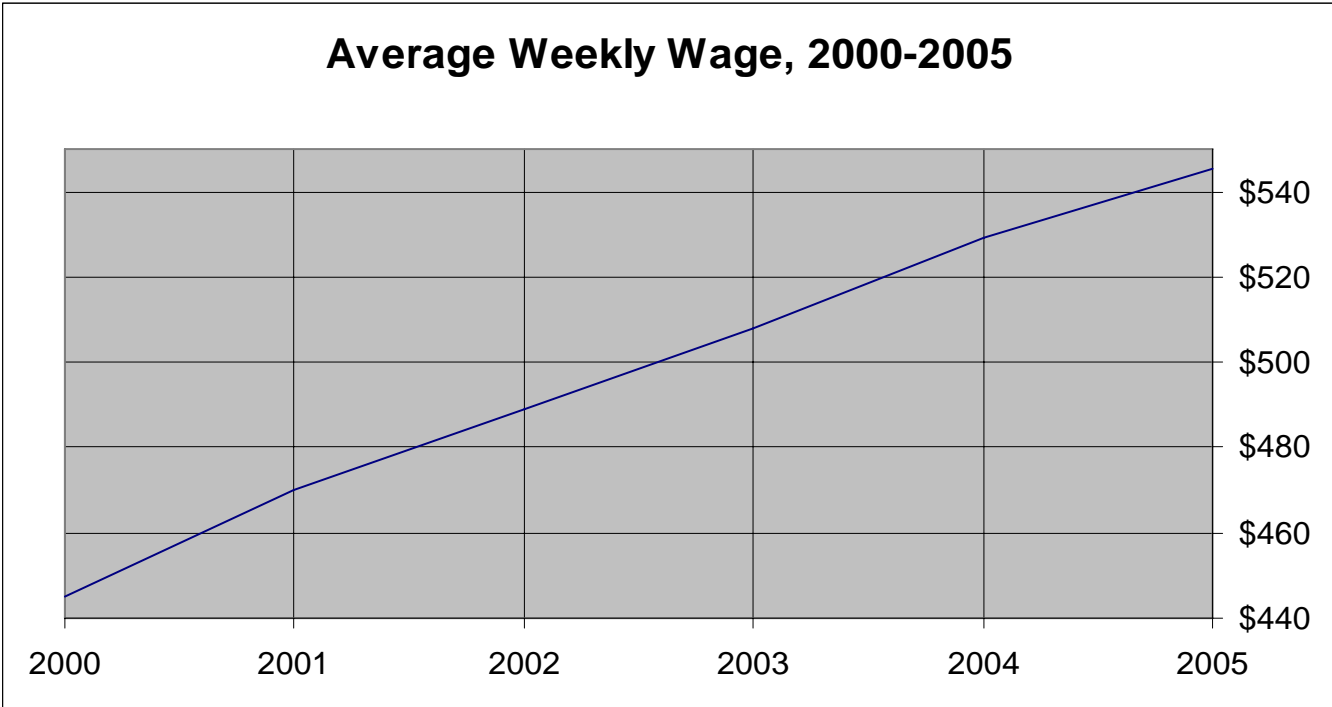
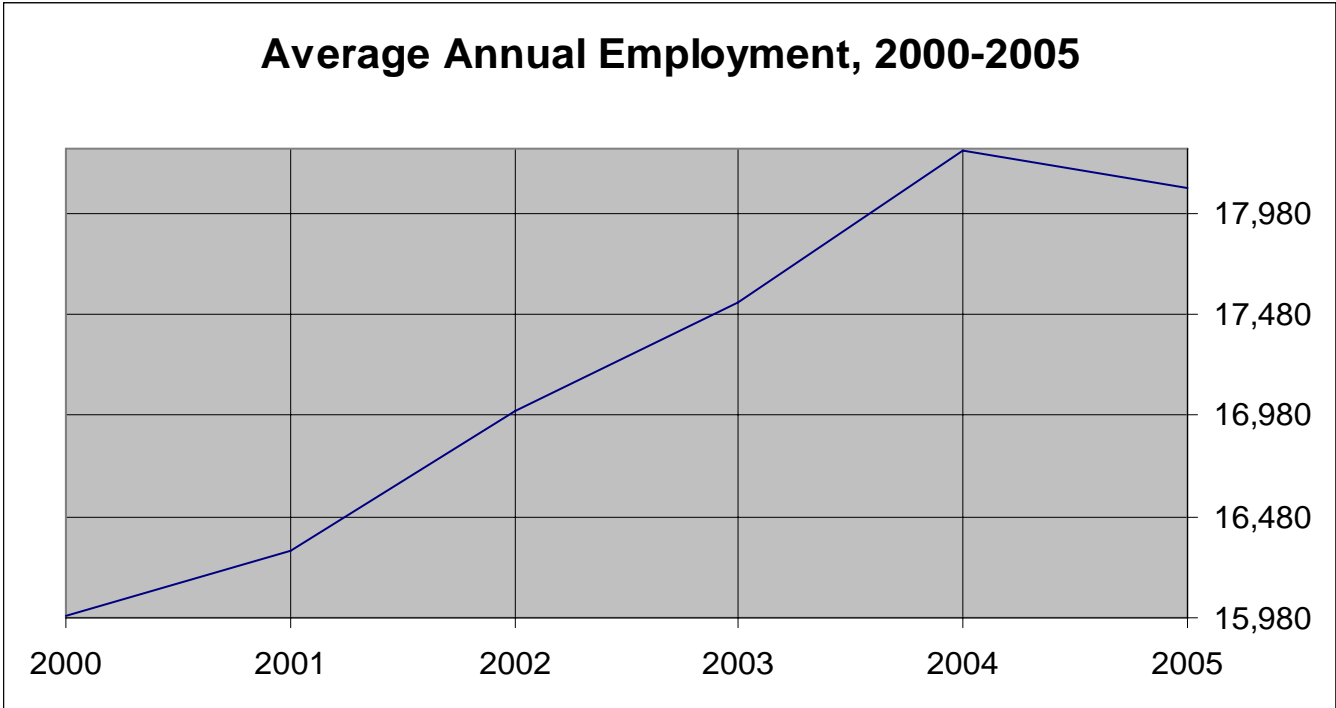


Pettis



Phelps County Employment & Wages

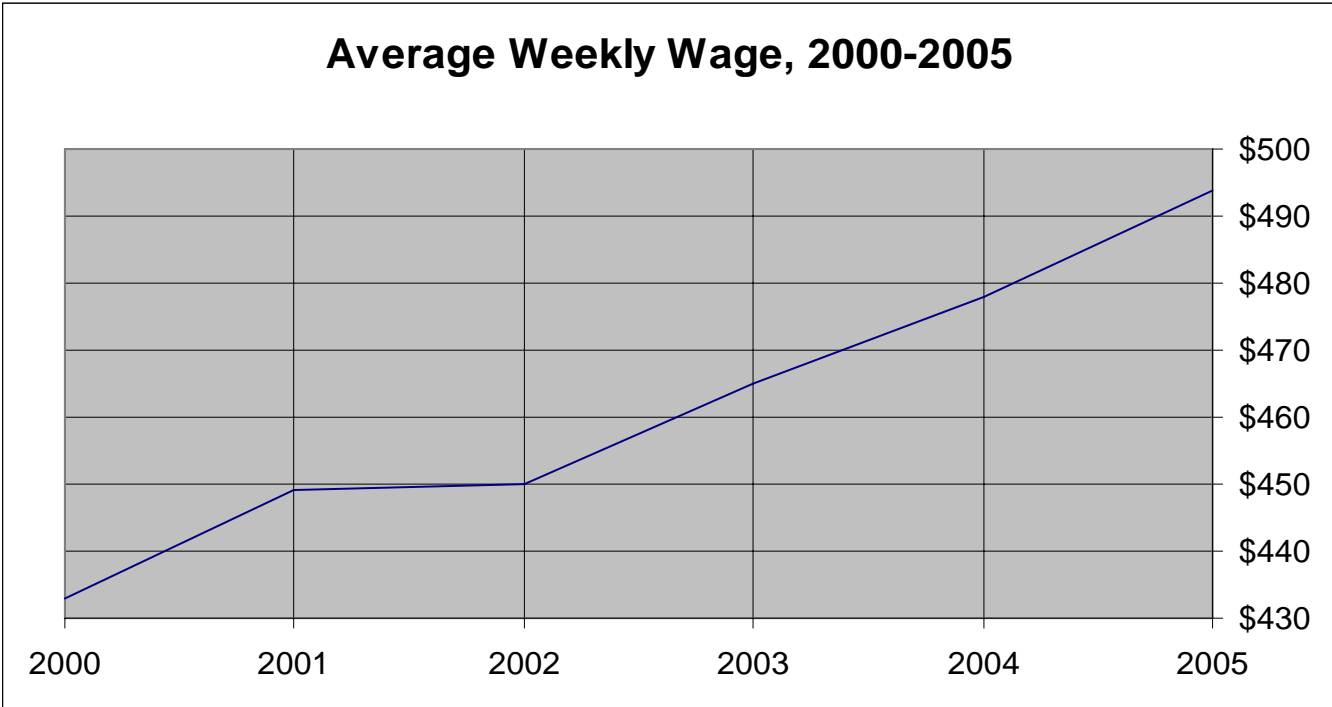
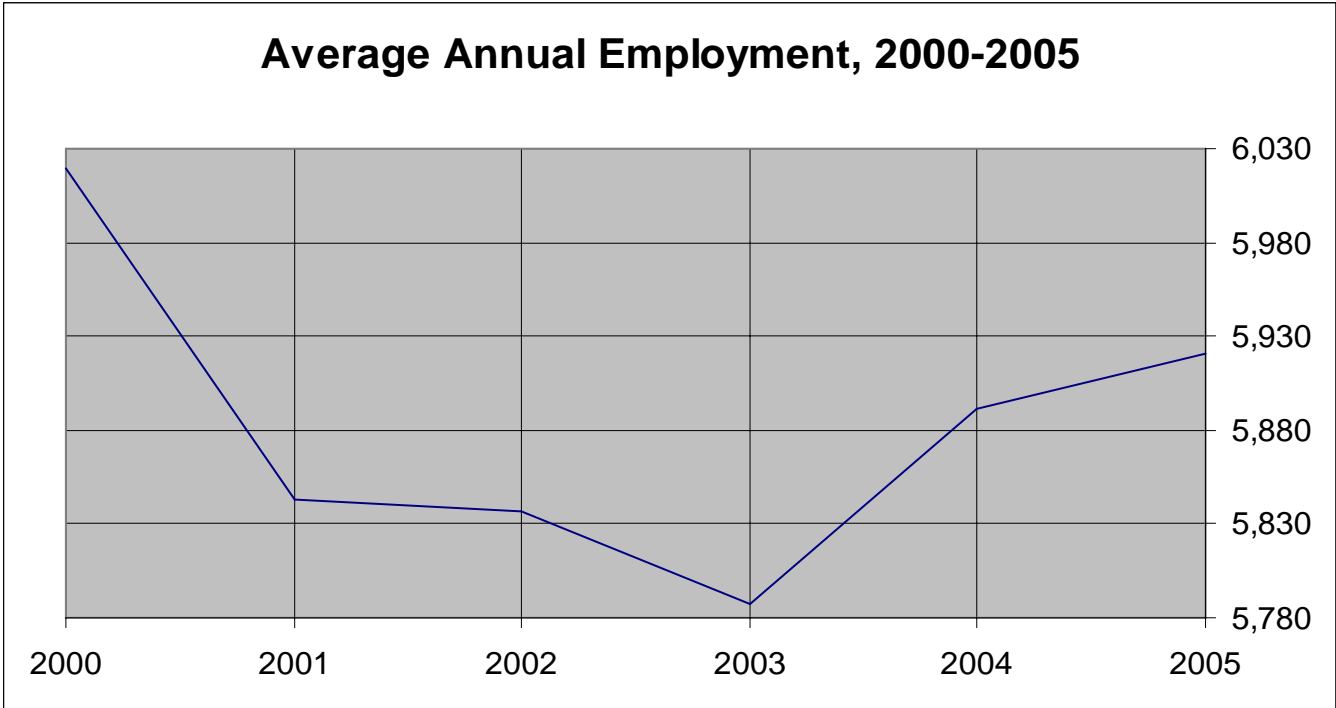
| Industry | Jan | Feb | Mar | Apr | May | Jun | Jul | Aug | Sep | Oct | Nov | Dec | Ann. Avg. | Total Wages | Avg. Ann. Pay | Avg. Wkly Wage |
|------------------------------------|--------|--------|--------|--------|--------|--------|--------|--------|--------|--------|--------|--------|-----------|---------------|---------------|----------------|
| TOTAL, All Industries | 17,959 | 18,009 | 18,244 | 18,321 | 18,432 | 18,098 | 17,724 | 17,871 | 18,328 | 18,069 | 18,151 | 18,087 | 18,108 | \$513,648,323 | \$28,366 | \$546 |
| Total Private | 12,607 | 12,595 | 12,804 | 12,929 | 13,006 | 12,935 | 12,780 | 12,914 | 12,917 | 12,659 | 12,731 | 12,678 | 12,796 | \$321,296,380 | \$25,109 | \$483 |
| Goods Producing | 2,574 | 2,564 | 2,611 | 2,673 | 2,719 | 2,724 | 2,583 | 2,677 | 2,623 | 2,612 | 2,608 | 2,553 | 2,627 | \$81,324,954 | \$30,960 | \$595 |
| Natural Resources & Mining | 57 | 53 | 55 | 57 | 58 | 57 | 55 | 55 | 53 | 55 | 54 | 56 | 55 | \$1,870,122 | \$33,747 | \$649 |
| Construction | 600 | 610 | 651 | 718 | 755 | 753 | 788 | 778 | 728 | 743 | 755 | 751 | 719 | \$21,242,424 | \$29,538 | \$568 |
| Manufacturing | 1,917 | 1,901 | 1,905 | 1,898 | 1,906 | 1,914 | 1,740 | 1,844 | 1,842 | 1,814 | 1,799 | 1,746 | 1,852 | \$58,212,408 | \$31,429 | \$604 |
| Service Providing | 10,020 | 10,016 | 10,177 | 10,239 | 10,269 | 10,194 | 10,179 | 10,221 | 10,280 | 10,035 | 10,111 | 10,113 | 10,155 | \$239,767,179 | \$23,612 | \$454 |
| Trade, Transportation & Utilities | 4,463 | 4,429 | 4,519 | 4,534 | 4,558 | 4,550 | 4,536 | 4,552 | 4,582 | 4,382 | 4,475 | 4,480 | 4,505 | \$117,679,718 | \$26,122 | \$502 |
| Wholesale Trade | 418 | 402 | 405 | 410 | 413 | 405 | 394 | 402 | 424 | 399 | 404 | 408 | 407 | \$11,999,990 | \$29,484 | \$567 |
| Retail Trade | 2,554 | 2,544 | 2,594 | 2,432 | 2,446 | 2,396 | 2,403 | 2,395 | 2,398 | 2,392 | 2,469 | 2,471 | 2,458 | \$50,814,267 | \$20,674 | \$398 |
| Transportation & Warehousing | 1,463 | 1,455 | 1,492 | 1,664 | 1,671 | 1,721 | 1,711 | 1,727 | 1,730 | 1,560 | 1,571 | 1,570 | 1,611 | \$53,614,219 | \$33,275 | \$640 |
| Utilities | 28 | 28 | 28 | 28 | 28 | 28 | 28 | 28 | 30 | 31 | 31 | 31 | 29 | \$1,251,242 | \$43,271 | \$832 |
| Information | 173 | 172 | 174 | 163 | 172 | 172 | 172 | 171 | 173 | 165 | 167 | 164 | 170 | \$5,482,404 | \$32,281 | \$621 |
| Financial Activities | 490 | 491 | 487 | 483 | 486 | 483 | 502 | 505 | 493 | 497 | 494 | 501 | 493 | \$15,858,791 | \$32,190 | \$619 |
| Finance | 307 | 307 | 303 | 296 | 300 | 296 | 309 | 309 | 302 | 303 | 302 | 308 | 304 | \$11,139,430 | \$36,703 | \$706 |
| Insurance | 62 | 62 | 61 | 59 | 60 | 60 | 64 | 68 | 67 | 67 | 67 | 69 | 64 | \$2,193,629 | \$34,365 | \$661 |
| Real Estate & Rental & Leasing | 121 | 122 | 123 | 128 | 126 | 127 | 129 | 128 | 124 | 127 | 125 | 124 | 125 | \$2,525,732 | \$20,152 | \$388 |
| Professional & Business Services | 743 | 724 | 723 | 749 | 735 | 753 | 727 | 729 | 757 | 770 | 755 | 779 | 745 | \$19,973,328 | \$26,798 | \$515 |
| Professional, Scientific & Tech | 336 | 346 | 348 | 347 | 348 | 363 | 333 | 329 | 325 | 330 | 326 | 339 | 339 | \$11,875,976 | \$35,015 | \$673 |
| Mgt of Companies & Enterprises | 62 | 65 | 65 | 62 | 63 | 65 | 65 | 64 | 62 | 61 | 62 | 63 | 63 | \$2,278,295 | \$36,020 | \$693 |
| Adm, Support, Waste & Remed. | 345 | 313 | 310 | 340 | 324 | 325 | 329 | 336 | 370 | 379 | 367 | 377 | 343 | \$5,819,057 | \$16,969 | \$326 |
| Education & Health Services | 1,867 | 1,910 | 1,940 | 1,866 | 1,893 | 1,921 | 1,876 | 1,907 | 1,947 | 1,880 | 1,897 | 1,914 | 1,902 | \$54,772,228 | \$28,805 | \$554 |
| Education Services | 51 | 51 | 51 | 48 | 48 | 48 | 55 | 59 | 57 | 60 | 60 | 60 | 54 | \$1,063,982 | \$19,703 | \$379 |
| Healthcare & Social Assistance | 1,816 | 1,859 | 1,889 | 1,818 | 1,845 | 1,873 | 1,821 | 1,848 | 1,890 | 1,820 | 1,837 | 1,854 | 1,848 | \$53,708,246 | \$29,071 | \$559 |
| Leisure & Hospitality | 1,833 | 1,835 | 1,864 | 1,979 | 1,951 | 1,855 | 1,899 | 1,892 | 1,858 | 1,895 | 1,878 | 1,820 | 1,880 | \$18,768,762 | \$9,984 | \$192 |
| Arts, Entertain & Recreation | 99 | 97 | 116 | 129 | 129 | 143 | 140 | 136 | 129 | 117 | 108 | 87 | 119 | \$1,698,203 | \$14,251 | \$274 |
| Accommodation & Food Svcs | 1,734 | 1,738 | 1,748 | 1,850 | 1,822 | 1,712 | 1,759 | 1,756 | 1,729 | 1,778 | 1,770 | 1,733 | 1,761 | \$17,070,559 | \$9,695 | \$186 |
| Other Services (except Public Adm) | 451 | 455 | 470 | 465 | 474 | 460 | 467 | 465 | 470 | 446 | 445 | 455 | 460 | \$7,231,948 | \$15,713 | \$302 |
| Government | 5,352 | 5,414 | 5,440 | 5,392 | 5,426 | 5,163 | 4,944 | 4,957 | 5,411 | 5,410 | 5,420 | 5,409 | 5,312 | \$192,351,943 | \$36,214 | \$696 |
| Federal Government | 473 | 471 | 470 | 460 | 470 | 470 | 468 | 465 | 467 | 468 | 466 | 461 | 467 | \$26,308,068 | \$56,284 | \$1,082 |
| Postal Service | 72 | 71 | 69 | 69 | 71 | 71 | 71 | 70 | 69 | 72 | 73 | 72 | 71 | \$3,094,343 | \$43,685 | \$840 |
| State Government | 2,020 | 2,028 | 2,042 | 2,047 | 2,049 | 1,991 | 1,981 | 1,988 | 2,057 | 2,037 | 2,038 | 2,022 | 2,025 | \$78,898,790 | \$38,962 | \$749 |
| Local Government | 2,859 | 2,915 | 2,928 | 2,885 | 2,907 | 2,702 | 2,495 | 2,504 | 2,887 | 2,905 | 2,916 | 2,926 | 2,819 | \$87,145,085 | \$30,913 | \$594 |



Pike County Employment & Wages

| Industry | Jan | Feb | Mar | Apr | May | Jun | Jul | Aug | Sep | Oct | Nov | Dec | Ann. Avg. | Total Wages | Avg. Ann. Pay | Avg. Wkly Wage |
|--------------------------------------|-------|-------|-------|-------|-------|-------|-------|-------|-------|-------|-------|-------|-----------|---------------|---------------|----------------|
| TOTAL, All Industries | 5,756 | 5,816 | 5,965 | 6,131 | 6,096 | 5,975 | 5,846 | 5,769 | 6,012 | 5,893 | 5,933 | 5,853 | 5,920 | \$152,023,813 | \$25,678 | \$494 |
| Total Private | 3,985 | 4,058 | 4,201 | 4,358 | 4,325 | 4,286 | 4,380 | 4,381 | 4,317 | 4,165 | 4,189 | 4,117 | 4,230 | \$106,687,170 | \$25,221 | \$485 |
| Goods Producing | 901 | 911 | 951 | 967 | 978 | 998 | 1,109 | 1,091 | 1,071 | 987 | 1,004 | 991 | 997 | \$39,448,743 | \$39,584 | \$761 |
| Natural Resources & Mining | 100 | 100 | 102 | 104 | 103 | 102 | 107 | 102 | 112 | 105 | 103 | 95 | 103 | \$3,430,145 | \$33,329 | \$641 |
| Construction | 220 | 232 | 269 | 284 | 295 | 306 | 358 | 348 | 327 | 308 | 312 | 301 | 297 | \$10,018,818 | \$33,771 | \$649 |
| Manufacturing | 581 | 579 | 580 | 579 | 580 | 590 | 644 | 641 | 632 | 574 | 589 | 595 | 597 | \$25,999,780 | \$43,551 | \$838 |
| Service Providing | 2,803 | 2,832 | 2,859 | 2,966 | 2,963 | 2,981 | 2,955 | 2,975 | 2,946 | 2,894 | 2,893 | 2,873 | 2,912 | \$61,600,163 | \$21,156 | \$407 |
| Trade, Transportation & Utilities | 1,241 | 1,244 | 1,251 | 1,303 | 1,337 | 1,337 | 1,311 | 1,332 | 1,327 | 1,331 | 1,327 | 1,321 | 1,305 | \$29,889,918 | \$22,901 | \$440 |
| Wholesale Trade | 361 | 364 | 369 | 364 | 374 | 385 | 385 | 376 | 371 | 360 | 357 | 354 | 368 | \$9,921,572 | \$26,936 | \$518 |
| Retail Trade | 780 | 778 | 777 | 821 | 847 | 837 | 818 | 845 | 847 | 857 | 857 | 853 | 826 | \$15,389,826 | \$18,622 | \$358 |
| Information | 67 | 69 | 71 | 69 | 66 | 65 | 69 | 69 | 72 | 70 | 73 | 74 | 70 | \$1,716,922 | \$24,704 | \$475 |
| Financial Activities | 244 | 248 | 253 | 234 | 234 | 244 | 247 | 246 | 240 | 232 | 237 | 234 | 241 | \$6,387,116 | \$26,493 | \$509 |
| Finance | 142 | 144 | 145 | 141 | 142 | 142 | 140 | 139 | 136 | 141 | 148 | 145 | 142 | \$4,543,952 | \$31,981 | \$615 |
| Insurance | 32 | 33 | 34 | 34 | 30 | 33 | 31 | 32 | 30 | 31 | 30 | 32 | 32 | \$798,424 | \$25,081 | \$482 |
| Real Estate & Rental & Leasing | 70 | 71 | 74 | 59 | 62 | 69 | 76 | 75 | 74 | 60 | 59 | 57 | 67 | \$1,044,740 | \$15,554 | \$299 |
| Professional & Business Services | 228 | 230 | 229 | 225 | 215 | 219 | 214 | 209 | 212 | 221 | 223 | 218 | 220 | \$8,548,665 | \$38,813 | \$746 |
| Professional, Scientific & Tech | 145 | 148 | 147 | 150 | 142 | 143 | 135 | 134 | 137 | 147 | 148 | 144 | 143 | \$4,982,919 | \$34,765 | \$669 |
| Mgt of Companies & Enterprises | 35 | 35 | 35 | 34 | 34 | 35 | 34 | 33 | 33 | 32 | 32 | 32 | 34 | \$2,207,073 | \$65,557 | \$1,261 |
| Adm, Support, Waste & Remed. | 48 | 47 | 47 | 41 | 39 | 41 | 45 | 42 | 42 | 42 | 43 | 42 | 43 | \$1,358,673 | \$31,414 | \$604 |
| Education & Health Services | 526 | 529 | 530 | 535 | 526 | 528 | 539 | 527 | 530 | 535 | 539 | 544 | 532 | \$9,344,006 | \$17,553 | \$338 |
| Leisure & Hospitality | 392 | 401 | 414 | 489 | 472 | 469 | 465 | 476 | 460 | 390 | 386 | 372 | 432 | \$4,232,250 | \$9,793 | \$188 |
| Arts, Entertain & Recreation | 48 | 58 | 61 | 74 | 63 | 70 | 67 | 67 | 72 | 62 | 61 | 56 | 63 | \$743,310 | \$11,752 | \$226 |
| Accommodation & Food Svcs | 344 | 343 | 353 | 415 | 409 | 399 | 398 | 409 | 388 | 328 | 325 | 316 | 369 | \$3,488,940 | \$9,457 | \$182 |
| Other Services (except Public Admin) | 105 | 111 | 111 | 111 | 113 | 119 | 110 | 116 | 105 | 115 | 108 | 110 | 111 | \$1,481,286 | \$13,325 | \$256 |
| Government | 1,771 | 1,758 | 1,764 | 1,773 | 1,771 | 1,689 | 1,466 | 1,388 | 1,695 | 1,728 | 1,744 | 1,736 | 1,690 | \$45,336,643 | \$26,822 | \$516 |
| Federal Government | 78 | 81 | 75 | 82 | 81 | 79 | 80 | 79 | 82 | 81 | 79 | 79 | 80 | \$3,481,067 | \$43,695 | \$840 |
| Postal Service | 46 | 46 | 43 | 47 | 48 | 49 | 49 | 48 | 48 | 47 | 47 | 47 | 47 | \$1,730,362 | \$36,751 | \$707 |





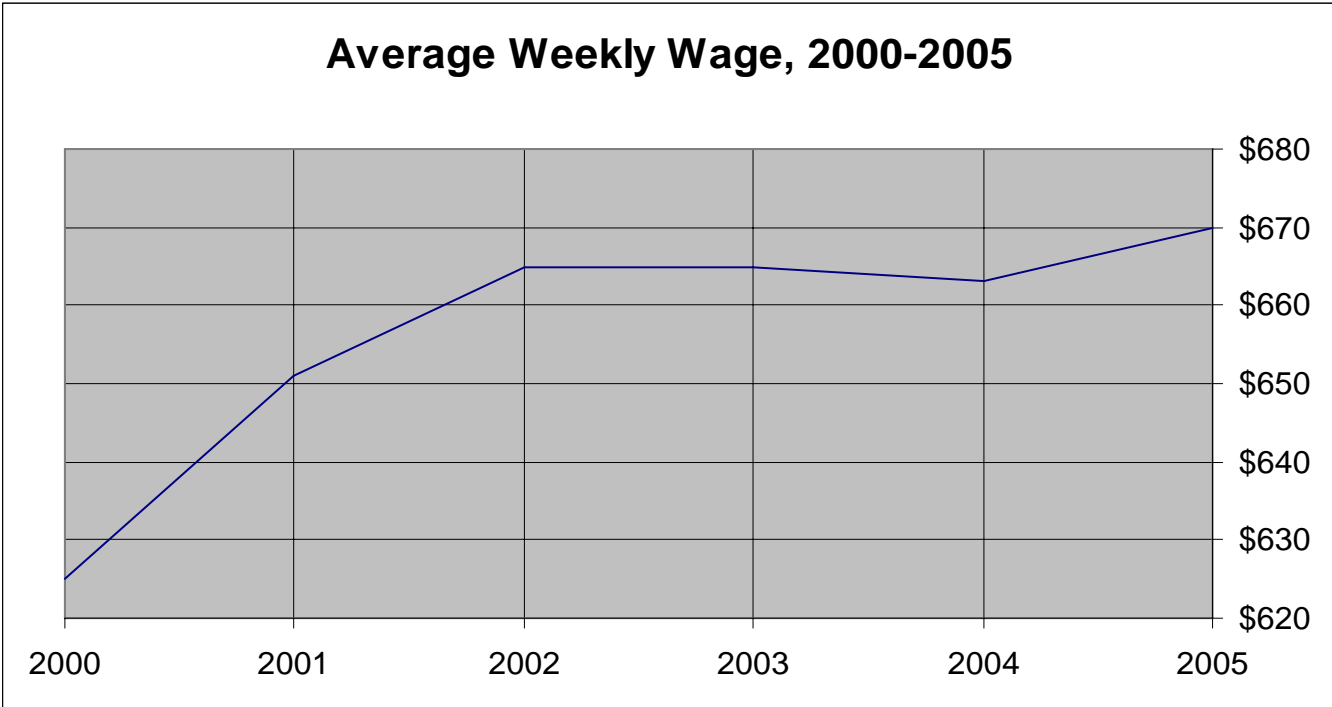
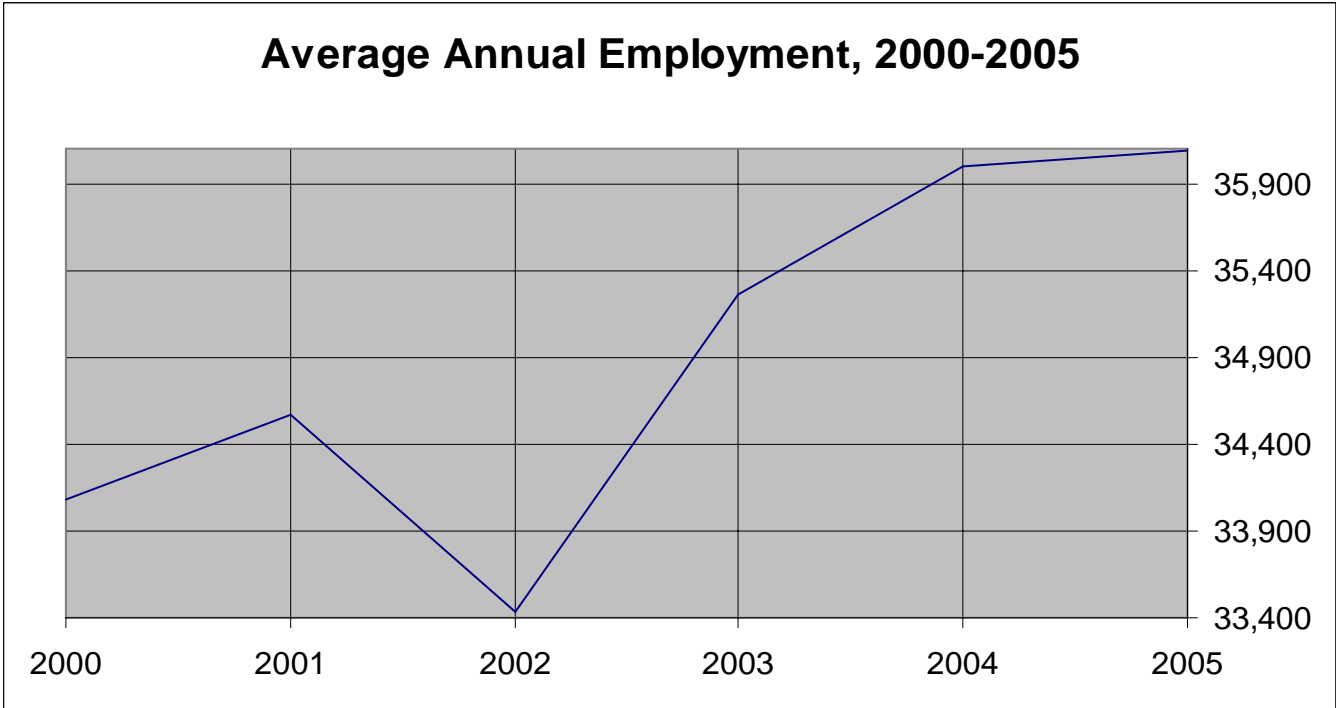
Pike



Platte County Employment & Wages

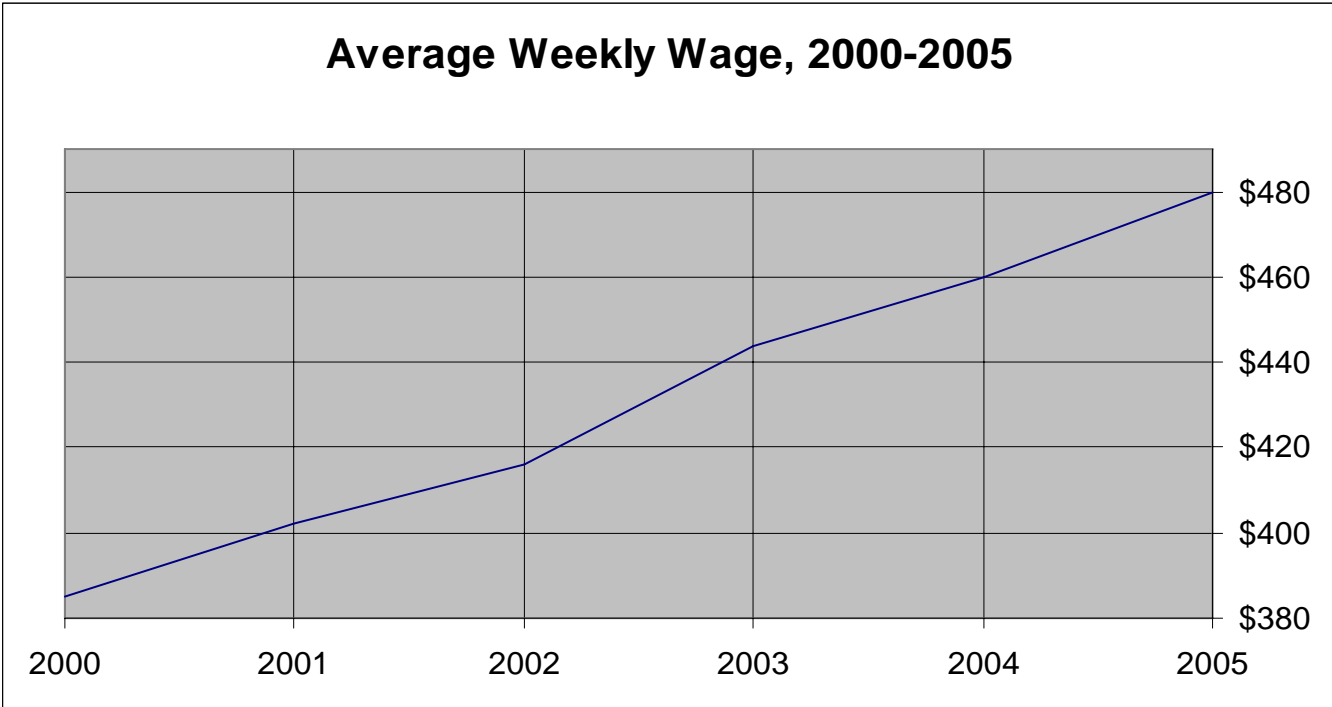
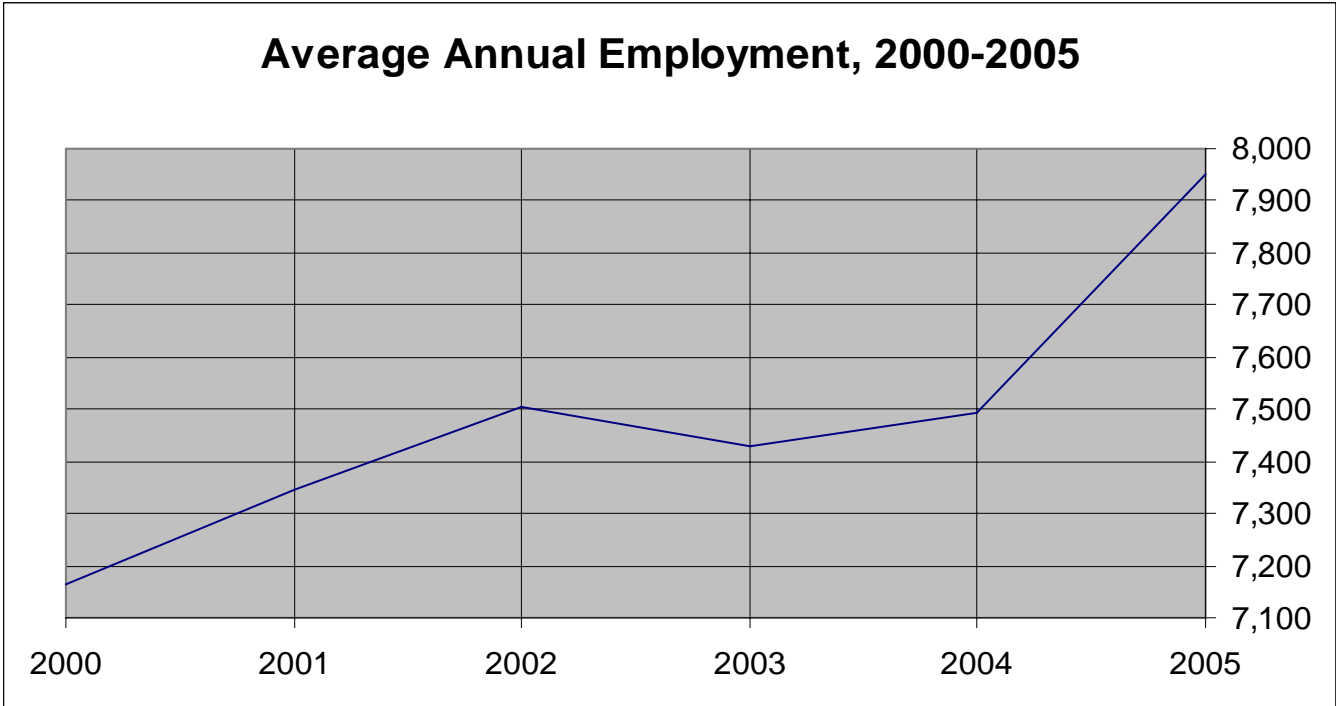
| Industry | Jan | Feb | Mar | Apr | May | Jun | Jul | Aug | Sep | Oct | Nov | Dec | Ann. Avg. | Total Wages | Avg. Ann. Pay | Avg. Wkly Wage |
|--------------------------------------|--------|--------|--------|--------|--------|--------|--------|--------|--------|--------|--------|--------|-----------|-----------------|---------------|----------------|
| TOTAL, All Industries | 35,718 | 35,862 | 36,065 | 36,596 | 36,718 | 36,779 | 34,814 | 34,899 | 36,098 | 36,122 | 36,386 | 36,998 | 36,088 | \$1,257,061,861 | \$34,833 | \$670 |
| Total Private | 32,127 | 32,236 | 32,477 | 32,953 | 33,133 | 33,316 | 32,517 | 32,643 | 32,527 | 32,558 | 32,727 | 33,339 | 32,713 | \$1,131,815,527 | \$34,599 | \$665 |
| Goods Producing | 4,343 | 4,405 | 4,556 | 4,643 | 4,609 | 4,632 | 4,381 | 4,486 | 4,510 | 4,464 | 4,396 | 4,472 | 4,491 | \$194,398,411 | \$43,282 | \$832 |
| Manufacturing | 2,897 | 2,968 | 2,997 | 2,971 | 2,879 | 2,862 | 2,563 | 2,668 | 2,689 | 2,657 | 2,622 | 2,692 | 2,789 | \$125,731,033 | \$45,085 | \$867 |
| Service Providing | 27,746 | 27,789 | 27,868 | 28,258 | 28,465 | 28,619 | 28,076 | 28,104 | 27,945 | 28,001 | 28,246 | 28,812 | 28,161 | \$935,878,113 | \$33,233 | \$639 |
| Trade, Transportation & Utilities | 10,009 | 9,942 | 9,979 | 10,111 | 10,258 | 10,234 | 9,726 | 9,773 | 9,817 | 9,806 | 9,927 | 10,091 | 9,973 | \$389,631,076 | \$39,070 | \$751 |
| Wholesale Trade | 1,594 | 1,599 | 1,580 | 1,568 | 1,589 | 1,594 | 1,584 | 1,572 | 1,557 | 1,587 | 1,594 | 1,592 | 1,584 | \$96,956,161 | \$61,203 | \$1,177 |
| Retail Trade | 3,563 | 3,557 | 3,607 | 3,727 | 3,767 | 3,838 | 3,809 | 3,812 | 3,831 | 3,859 | 3,948 | 4,047 | 3,780 | \$95,072,546 | \$25,149 | \$484 |
| Transportation & Warehousing | 4,678 | 4,613 | 4,619 | 4,642 | 4,728 | 4,623 | 4,161 | 4,213 | 4,256 | 4,186 | 4,212 | 4,278 | 4,434 | \$185,784,030 | \$41,899 | \$806 |
| Utilities | 174 | 173 | 173 | 174 | 174 | 179 | 172 | 176 | 173 | 174 | 173 | 174 | 174 | \$11,818,339 | \$67,889 | \$1,306 |
| Information | 648 | 658 | 666 | 685 | 685 | 707 | 660 | 671 | 676 | 642 | 657 | 671 | 669 | \$24,946,341 | \$37,298 | \$717 |
| Financial Activities | 2,379 | 2,376 | 2,408 | 2,470 | 2,478 | 2,529 | 2,515 | 2,505 | 2,444 | 2,467 | 2,490 | 2,465 | 2,461 | \$77,822,134 | \$31,629 | \$608 |
| Finance | 907 | 924 | 929 | 906 | 900 | 916 | 860 | 874 | 884 | 886 | 894 | 905 | 899 | \$35,902,139 | \$39,947 | \$768 |
| Insurance | 161 | 165 | 166 | 161 | 160 | 158 | 163 | 169 | 174 | 174 | 180 | 178 | 167 | \$8,085,198 | \$48,294 | \$929 |
| Real Estate & Rental & Leasing | 1,311 | 1,287 | 1,313 | 1,403 | 1,418 | 1,455 | 1,492 | 1,462 | 1,386 | 1,407 | 1,416 | 1,382 | 1,394 | \$33,834,797 | \$24,266 | \$467 |
| Professional & Business Services | 6,107 | 6,120 | 6,236 | 6,301 | 6,324 | 6,404 | 6,324 | 6,286 | 6,260 | 6,242 | 6,211 | 6,335 | 6,263 | \$244,774,519 | \$39,086 | \$752 |
| Professional, Scientific & Tech | 1,049 | 1,049 | 1,059 | 1,086 | 1,042 | 1,019 | 1,017 | 1,051 | 1,013 | 1,023 | 1,045 | 1,091 | 1,045 | \$49,351,755 | \$47,212 | \$908 |
| Mgt of Companies & Enterprises | 589 | 589 | 588 | 592 | 599 | 598 | 622 | 623 | 614 | 607 | 598 | 605 | 602 | \$43,374,129 | \$72,050 | \$1,386 |
| Adm, Support, Waste & Remed. | 4,469 | 4,482 | 4,589 | 4,623 | 4,683 | 4,787 | 4,685 | 4,612 | 4,633 | 4,612 | 4,568 | 4,639 | 4,615 | \$152,048,635 | \$32,945 | \$634 |
| Education & Health Services | 2,290 | 2,409 | 2,348 | 2,356 | 2,364 | 2,329 | 2,450 | 2,412 | 2,372 | 2,545 | 2,474 | 2,590 | 2,412 | \$82,070,615 | \$34,032 | \$654 |
| Leisure & Hospitality | 5,518 | 5,498 | 5,422 | 5,502 | 5,507 | 5,539 | 5,535 | 5,580 | 5,534 | 5,467 | 5,665 | 5,825 | 5,549 | \$95,175,706 | \$17,151 | \$330 |
| Other Services (except Public Admin) | 795 | 786 | 809 | 833 | 849 | 877 | 866 | 877 | 842 | 832 | 822 | 835 | 835 | \$21,457,722 | \$25,690 | \$494 |
| Government | 3,591 | 3,626 | 3,588 | 3,643 | 3,585 | 3,463 | 2,297 | 2,256 | 3,571 | 3,564 | 3,659 | 3,659 | 3,375 | \$125,246,334 | \$37,108 | \$714 |
| Federal Government | 313 | 319 | 316 | 312 | 315 | 320 | 314 | 316 | 318 | 325 | 341 | 330 | 320 | \$23,976,726 | \$74,947 | \$1,441 |
| Postal Service | 40 | 41 | 39 | 41 | 39 | 40 | 40 | 40 | 40 | 41 | 41 | 41 | 40 | \$1,407,889 | \$34,979 | \$673 |
| State Government | 109 | 109 | 108 | 109 | 111 | 113 | 113 | 112 | 109 | 109 | 108 | 106 | 110 | \$3,356,337 | \$30,605 | \$589 |
| Local Government | 3,169 | 3,198 | 3,164 | 3,222 | 3,159 | 3,030 | 1,870 | 1,828 | 3,144 | 3,130 | 3,210 | 3,223 | 2,946 | \$97,913,271 | \$33,241 | \$639 |





Polk County Employment & Wages

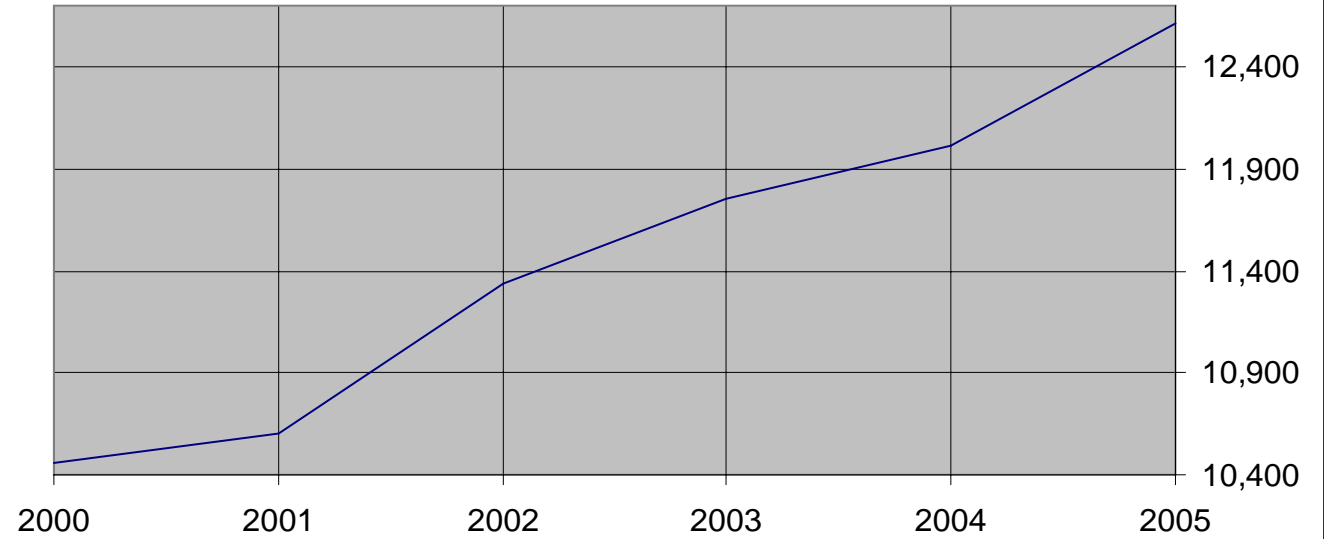
| Industry | Jan | Feb | Mar | Apr | May | Jun | Jul | Aug | Sep | Oct | Nov | Dec | Ann. Avg. | Total Wages | Avg. Ann. Pay | Avg. Wkly Wage |
|--------------------------------------|-------|-------|-------|-------|-------|-------|-------|-------|-------|-------|-------|-------|-----------|---------------|---------------|----------------|
| TOTAL, All Industries | 7,746 | 7,809 | 7,970 | 8,049 | 7,960 | 7,902 | 7,728 | 7,514 | 8,095 | 8,127 | 8,260 | 8,230 | 7,949 | \$198,395,108 | \$24,958 | \$480 |
| Total Private | 5,669 | 5,736 | 5,870 | 5,949 | 5,884 | 5,878 | 5,929 | 6,046 | 6,041 | 6,019 | 6,111 | 6,080 | 5,934 | \$136,343,528 | \$22,975 | \$442 |
| Goods Producing | 988 | 1,036 | 1,036 | 1,064 | 1,078 | 1,098 | 1,088 | 1,111 | 1,105 | 1,115 | 1,126 | 1,118 | 1,080 | \$30,750,420 | \$28,466 | \$547 |
| Manufacturing | 704 | 745 | 746 | 749 | 759 | 764 | 757 | 778 | 785 | 778 | 793 | 793 | 763 | \$23,709,634 | \$31,091 | \$598 |
| Service Providing | 4,638 | 4,660 | 4,789 | 4,839 | 4,759 | 4,733 | 4,794 | 4,886 | 4,884 | 4,853 | 4,942 | 4,919 | 4,808 | \$104,702,488 | \$21,777 | \$419 |
| Trade, Transportation & Utilities | 1,691 | 1,729 | 1,762 | 1,819 | 1,687 | 1,628 | 1,617 | 1,703 | 1,726 | 1,757 | 1,797 | 1,823 | 1,728 | \$36,251,932 | \$20,976 | \$403 |
| Wholesale Trade | 436 | 456 | 459 | 435 | 302 | 316 | 305 | 353 | 369 | 428 | 436 | 450 | 395 | \$9,582,216 | \$24,233 | \$466 |
| Retail Trade | 1,108 | 1,123 | 1,153 | 1,230 | 1,229 | 1,183 | 1,190 | 1,224 | 1,194 | 1,169 | 1,201 | 1,207 | 1,184 | \$21,710,435 | \$18,333 | \$353 |
| Information | 175 | 178 | 177 | 169 | 171 | 186 | 191 | 200 | 193 | 206 | 205 | 212 | 189 | \$7,975,574 | \$42,292 | \$813 |
| Financial Activities | 407 | 407 | 402 | 405 | 404 | 407 | 407 | 411 | 405 | 419 | 418 | 422 | 410 | \$12,557,918 | \$30,666 | \$590 |
| Finance | 278 | 278 | 275 | 280 | 281 | 284 | 283 | 285 | 279 | 288 | 285 | 286 | 282 | \$9,981,516 | \$35,416 | \$681 |
| Insurance | 42 | 44 | 44 | 46 | 43 | 44 | 44 | 44 | 44 | 47 | 47 | 49 | 45 | \$1,213,088 | \$27,058 | \$520 |
| Real Estate & Rental & Leasing | 87 | 85 | 83 | 79 | 80 | 79 | 80 | 82 | 82 | 84 | 86 | 87 | 83 | \$1,363,314 | \$16,459 | \$317 |
| Professional & Business Services | 458 | 461 | 488 | 470 | 466 | 464 | 476 | 455 | 502 | 478 | 479 | 454 | 471 | \$12,248,564 | \$26,010 | \$500 |
| Professional, Scientific & Tech | 146 | 154 | 155 | 152 | 143 | 146 | 136 | 135 | 132 | 138 | 136 | 133 | 142 | \$3,942,565 | \$27,732 | \$533 |
| Mgt of Companies & Enterprises | 25 | 25 | 25 | 30 | 30 | 30 | 30 | 29 | 30 | 30 | 31 | 31 | 29 | \$2,652,058 | \$91,979 | \$1,769 |
| Adm, Support, Waste & Remed. | 287 | 282 | 308 | 288 | 293 | 288 | 310 | 291 | 340 | 310 | 312 | 290 | 300 | \$5,653,941 | \$18,852 | \$363 |
| Education & Health Services | 1,252 | 1,229 | 1,272 | 1,266 | 1,291 | 1,346 | 1,351 | 1,367 | 1,307 | 1,239 | 1,281 | 1,258 | 1,288 | \$28,461,175 | \$22,093 | \$425 |
| Leisure & Hospitality | 503 | 504 | 530 | 545 | 544 | 525 | 551 | 551 | 546 | 548 | 561 | 539 | 537 | \$5,086,554 | \$9,468 | \$182 |
| Arts, Entertain & Recreation | 72 | 69 | 66 | 81 | 83 | 86 | 86 | 85 | 81 | 78 | 80 | 71 | 78 | \$918,797 | \$11,754 | \$226 |
| Accommodation & Food Svcs | 431 | 435 | 464 | 464 | 461 | 439 | 465 | 466 | 465 | 470 | 481 | 468 | 459 | \$4,167,757 | \$9,078 | \$175 |
| Other Services (except Public Admin) | 152 | 152 | 158 | 165 | 196 | 177 | 201 | 199 | 205 | 206 | 201 | 211 | 185 | \$2,120,771 | \$11,448 | \$220 |
| Government | 2,077 | 2,073 | 2,100 | 2,100 | 2,076 | 2,024 | 1,799 | 1,468 | 2,054 | 2,108 | 2,149 | 2,150 | 2,015 | \$62,051,580 | \$30,797 | \$592 |
| Federal Government | 81 | 77 | 74 | 82 | 78 | 80 | 81 | 84 | 88 | 85 | 85 | 79 | 81 | \$2,692,574 | \$33,173 | \$638 |
| Postal Service | 70 | 68 | 64 | 73 | 69 | 70 | 70 | 73 | 72 | 69 | 70 | 68 | 70 | \$2,137,060 | \$30,676 | \$590 |
| State Government | 86 | 86 | 85 | 85 | 86 | 87 | 87 | 87 | 85 | 85 | 85 | 85 | 86 | \$2,227,277 | \$25,974 | \$500 |
| Local Government | 1,910 | 1,910 | 1,941 | 1,933 | 1,912 | 1,857 | 1,631 | 1,297 | 1,881 | 1,938 | 1,979 | 1,986 | 1,848 | \$57,131,729 | \$30,917 | \$595 |



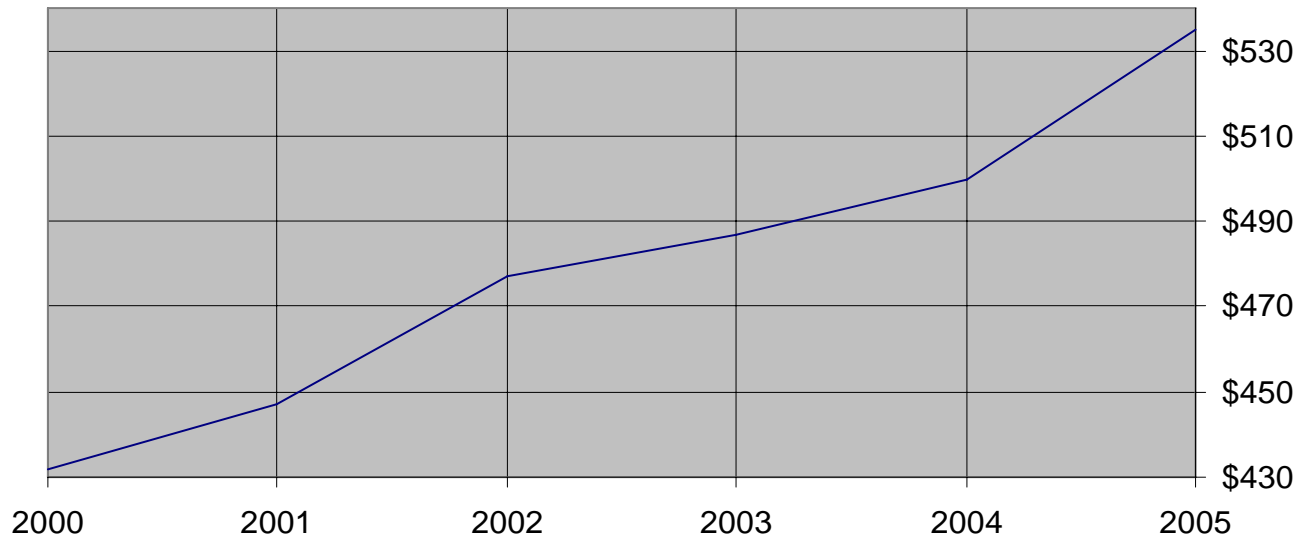
Pulaski County Employment & Wages

| Industry | Jan | Feb | Mar | Apr | May | Jun | Jul | Aug | Sep | Oct | Nov | Dec | Ann. Avg. | Total Wages | Avg. Ann. Pay | Avg. Wkly Wage |
|--------------------------------------|--------|--------|--------|--------|--------|--------|--------|--------|--------|--------|--------|--------|-----------|---------------|---------------|----------------|
| TOTAL, All Industries | 11,947 | 12,387 | 12,518 | 12,505 | 12,597 | 12,568 | 12,224 | 12,587 | 12,895 | 13,013 | 13,045 | 13,077 | 12,614 | \$350,827,200 | \$27,813 | \$535 |
| Total Private | 7,093 | 7,244 | 7,288 | 7,306 | 7,342 | 7,330 | 7,505 | 7,485 | 7,533 | 7,549 | 7,537 | 7,434 | 7,387 | \$158,988,898 | \$21,522 | \$414 |
| Goods Producing | 589 | 584 | 605 | 613 | 609 | 610 | 711 | 694 | 677 | 637 | 632 | 617 | 632 | \$14,072,946 | \$22,285 | \$429 |
| Natural Resources & Mining | 39 | 40 | 40 | 39 | 39 | 41 | 44 | 44 | 41 | 33 | 32 | 32 | 39 | \$1,057,732 | \$27,355 | \$526 |
| Construction | 406 | 398 | 419 | 416 | 415 | 414 | 478 | 461 | 452 | 457 | 447 | 429 | 433 | \$9,381,641 | \$21,683 | \$417 |
| Manufacturing | 144 | 146 | 146 | 158 | 155 | 155 | 189 | 189 | 184 | 147 | 153 | 156 | 160 | \$3,633,573 | \$22,686 | \$436 |
| Service Providing | 6,498 | 6,654 | 6,676 | 6,691 | 6,731 | 6,719 | 6,792 | 6,790 | 6,854 | 6,910 | 6,903 | 6,815 | 6,753 | \$144,859,677 | \$21,452 | \$413 |
| Trade, Transportation & Utilities | 1,872 | 1,869 | 1,899 | 1,893 | 1,911 | 1,929 | 1,933 | 1,957 | 1,911 | 1,873 | 1,897 | 1,897 | 1,903 | \$39,751,719 | \$20,884 | \$402 |
| Wholesale Trade | 32 | 33 | 36 | 34 | 35 | 30 | 27 | 25 | 25 | 24 | 23 | 25 | 29 | \$752,976 | \$25,890 | \$498 |
| Retail Trade | 1,487 | 1,486 | 1,507 | 1,513 | 1,531 | 1,536 | 1,522 | 1,552 | 1,552 | 1,529 | 1,563 | 1,563 | 1,528 | \$28,307,898 | \$18,521 | \$356 |
| Transportation & Warehousing | 308 | 303 | 308 | 297 | 293 | 312 | 332 | 330 | 284 | 270 | 261 | 258 | 296 | \$8,403,154 | \$28,357 | \$545 |
| Utilities | 45 | 47 | 48 | 49 | 52 | 51 | 52 | 50 | 50 | 50 | 50 | 51 | 50 | \$2,287,691 | \$46,138 | \$887 |
| Information | 201 | 212 | 209 | 217 | 223 | 221 | 223 | 216 | 211 | 200 | 202 | 199 | 211 | \$5,344,627 | \$25,310 | \$487 |
| Financial Activities | 516 | 543 | 549 | 568 | 559 | 562 | 583 | 559 | 553 | 564 | 568 | 577 | 558 | \$15,063,387 | \$26,975 | \$519 |
| Finance | 329 | 331 | 331 | 345 | 340 | 348 | 344 | 342 | 347 | 346 | 352 | 359 | 343 | \$9,796,072 | \$28,574 | \$549 |
| Insurance | 75 | 76 | 78 | 73 | 72 | 69 | 76 | 75 | 65 | 64 | 67 | 66 | 71 | \$2,015,118 | \$28,249 | \$543 |
| Real Estate & Rental & Leasing | 112 | 136 | 140 | 150 | 147 | 145 | 163 | 142 | 141 | 154 | 149 | 152 | 144 | \$3,252,197 | \$22,546 | \$434 |
| Professional & Business Services | 676 | 794 | 681 | 692 | 696 | 658 | 666 | 669 | 719 | 761 | 757 | 773 | 712 | \$22,571,463 | \$31,709 | \$610 |
| Professional, Scientific & Tech | 331 | 359 | 358 | 353 | 353 | 342 | 325 | 334 | 378 | 364 | 342 | 361 | 350 | \$11,180,385 | \$31,944 | \$614 |
| Education & Health Services | 832 | 849 | 864 | 881 | 890 | 874 | 874 | 865 | 912 | 931 | 914 | 924 | 884 | \$20,554,008 | \$23,247 | \$447 |
| Education Services | 127 | 163 | 155 | 178 | 179 | 180 | 174 | 154 | 184 | 182 | 174 | 186 | 170 | \$4,979,683 | \$29,350 | \$564 |
| Healthcare & Social Assistance | 705 | 686 | 709 | 703 | 711 | 694 | 700 | 711 | 728 | 749 | 740 | 738 | 715 | \$15,574,325 | \$21,798 | \$419 |
| Leisure & Hospitality | 1,860 | 1,830 | 1,901 | 1,860 | 1,882 | 1,899 | 1,931 | 1,942 | 1,982 | 2,008 | 1,994 | 1,876 | 1,914 | \$27,850,696 | \$14,553 | \$280 |
| Arts, Entertain & Recreation | 40 | 40 | 41 | 42 | 39 | 44 | 44 | 46 | 40 | 45 | 43 | 37 | 42 | \$692,282 | \$16,582 | \$319 |
| Accommodation & Food Svcs | 1,820 | 1,790 | 1,860 | 1,818 | 1,843 | 1,855 | 1,887 | 1,896 | 1,942 | 1,963 | 1,951 | 1,839 | 1,872 | \$27,158,414 | \$14,508 | \$279 |
| Other Services (except Public Admin) | 541 | 557 | 573 | 580 | 570 | 576 | 582 | 582 | 566 | 573 | 571 | 569 | 570 | \$13,723,777 | \$24,077 | \$463 |
| Government | 4,854 | 5,143 | 5,230 | 5,199 | 5,255 | 5,238 | 4,719 | 5,102 | 5,362 | 5,464 | 5,508 | 5,643 | 5,226 | \$191,838,302 | \$36,706 | \$706 |
| Federal Government | 3,149 | 3,209 | 3,253 | 3,284 | 3,341 | 3,386 | 3,449 | 3,480 | 3,472 | 3,516 | 3,568 | 3,607 | 3,393 | \$137,130,325 | \$40,418 | \$777 |
| Postal Service | 53 | 53 | 49 | 52 | 53 | 53 | 53 | 52 | 52 | 53 | 53 | 53 | 52 | \$2,174,761 | \$41,490 | \$798 |
| State Government | 112 | 113 | 110 | 113 | 114 | 114 | 114 | 112 | 112 | 112 | 111 | 109 | 112 | \$3,105,689 | \$27,688 | \$532 |
| Local Government | 1,593 | 1,821 | 1,867 | 1,802 | 1,800 | 1,738 | 1,156 | 1,510 | 1,778 | 1,836 | 1,829 | 1,927 | 1,721 | \$51,602,288 | \$29,977 | \$576 |

Average Annual Employment, 2000-2005



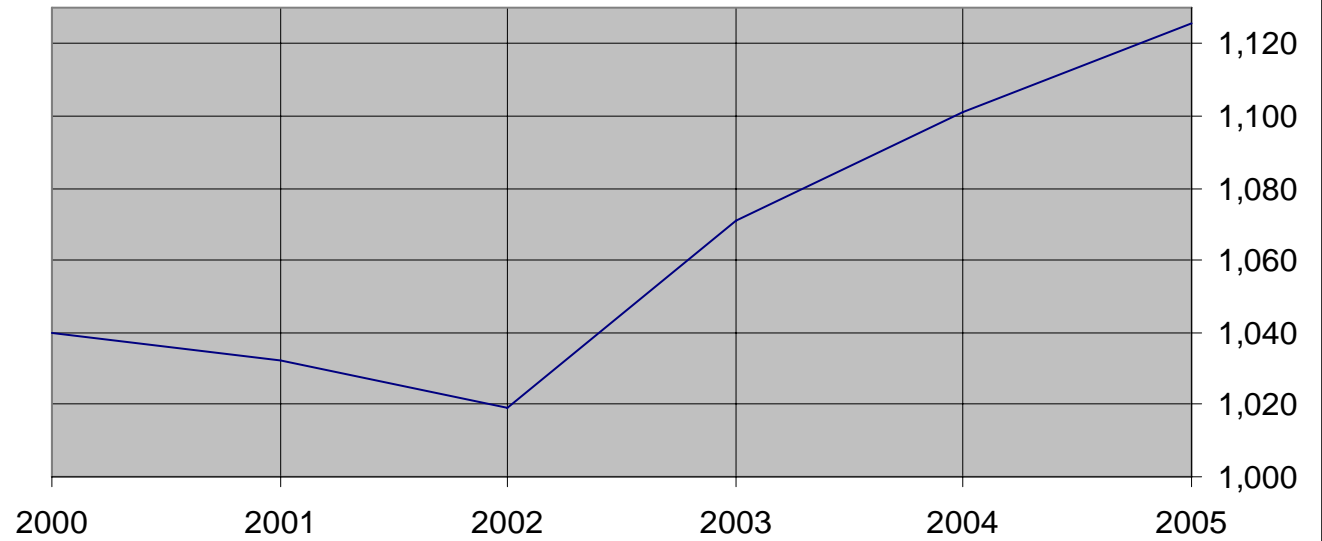
Average Weekly Wage, 2000-2005



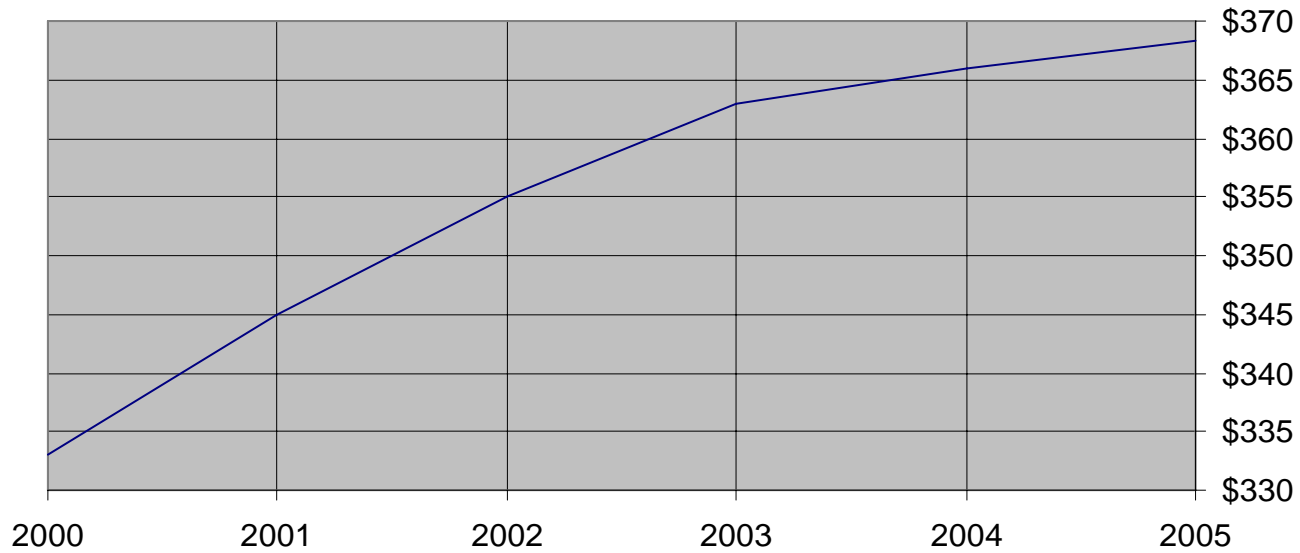
Putnam County Employment & Wages

| Industry | Jan | Feb | Mar | Apr | May | Jun | Jul | Aug | Sep | Oct | Nov | Dec | Ann. Avg. | Total Wages | Avg. Ann. Pay | Avg. Wkly Wage |
|--------------------------------------|-------|-------|-------|-------|-------|-------|-------|-------|-------|-------|-------|-------|-----------|--------------|---------------|----------------|
| TOTAL, All Industries | 1,103 | 1,105 | 1,111 | 1,129 | 1,157 | 1,175 | 1,088 | 1,056 | 1,142 | 1,142 | 1,143 | 1,156 | 1,126 | \$21,557,671 | \$19,152 | \$368 |
| Total Private | 616 | 613 | 617 | 640 | 665 | 674 | 663 | 646 | 649 | 655 | 641 | 657 | 645 | \$11,190,114 | \$17,358 | \$334 |
| Goods Producing | 147 | 141 | 148 | 157 | 168 | 180 | 187 | 177 | 180 | 186 | 186 | 199 | 171 | \$2,863,207 | \$16,711 | \$321 |
| Construction | 23 | 23 | 26 | 29 | 31 | 34 | 31 | 29 | 31 | 28 | 31 | 36 | 29 | \$562,139 | \$19,164 | \$369 |
| Service Providing | 453 | 455 | 451 | 465 | 475 | 476 | 459 | 453 | 454 | 451 | 438 | 441 | 456 | \$7,953,351 | \$17,445 | \$335 |
| Trade, Transportation & Utilities | 238 | 240 | 240 | 240 | 237 | 236 | 230 | 217 | 230 | 236 | 232 | 229 | 234 | \$3,774,510 | \$16,148 | \$311 |
| Retail Trade | 134 | 133 | 134 | 135 | 135 | 137 | 135 | 136 | 131 | 137 | 134 | 134 | 135 | \$2,119,717 | \$15,750 | \$303 |
| Transportation & Warehousing | 36 | 37 | 38 | 39 | 37 | 34 | 29 | 20 | 39 | 35 | 33 | 34 | 34 | \$561,300 | \$16,388 | \$315 |
| Information | 18 | 20 | 17 | 18 | 18 | 17 | 19 | 20 | 19 | 19 | 17 | 17 | 18 | \$171,636 | \$9,405 | \$181 |
| Financial Activities | 83 | 86 | 84 | 82 | 86 | 84 | 85 | 88 | 86 | 84 | 85 | 85 | 85 | \$2,695,674 | \$31,776 | \$611 |
| Finance | 53 | 53 | 53 | 53 | 54 | 54 | 54 | 56 | 54 | 52 | 52 | 53 | 53 | \$1,749,640 | \$32,755 | \$630 |
| Insurance | 10 | 11 | 10 | 10 | 11 | 11 | 11 | 11 | 11 | 11 | 12 | 11 | 11 | \$441,788 | \$40,780 | \$784 |
| Real Estate & Rental & Leasing | 20 | 22 | 21 | 19 | 21 | 19 | 20 | 21 | 21 | 21 | 21 | 21 | 21 | \$504,246 | \$24,498 | \$471 |
| Professional & Business Services | 22 | 18 | 18 | 20 | 20 | 21 | 17 | 21 | 20 | 21 | 17 | 22 | 20 | \$307,799 | \$15,585 | \$300 |
| Professional, Scientific & Tech | 14 | 13 | 13 | 12 | 13 | 13 | 13 | 14 | 13 | 13 | 13 | 14 | 13 | \$249,912 | \$18,981 | \$365 |
| Education & Health Services | 40 | 42 | 38 | 38 | 38 | 36 | 37 | 36 | 35 | 36 | 37 | 38 | 38 | \$489,098 | \$13,014 | \$250 |
| Leisure & Hospitality | 23 | 21 | 25 | 34 | 42 | 47 | 40 | 41 | 34 | 27 | 25 | 24 | 32 | \$177,117 | \$5,549 | \$107 |
| Other Services (except Public Admin) | 29 | 28 | 29 | 33 | 34 | 35 | 31 | 30 | 30 | 28 | 25 | 26 | 30 | \$337,517 | \$11,313 | \$218 |
| Government | 487 | 492 | 494 | 489 | 492 | 501 | 425 | 410 | 493 | 487 | 502 | 499 | 481 | \$10,367,557 | \$21,558 | \$415 |
| Federal Government | 33 | 29 | 33 | 29 | 29 | 32 | 29 | 28 | 27 | 31 | 28 | 28 | 30 | \$964,945 | \$32,526 | \$626 |
| Postal Service | 21 | 23 | 24 | 22 | 22 | 23 | 23 | 22 | 20 | 22 | 21 | 21 | 22 | \$638,471 | \$29,021 | \$558 |
| State Government | 37 | 37 | 36 | 36 | 37 | 37 | 37 | 37 | 37 | 37 | 37 | 37 | 37 | \$844,112 | \$22,917 | \$441 |
| Local Government | 417 | 426 | 425 | 424 | 426 | 432 | 359 | 345 | 429 | 419 | 437 | 434 | 414 | \$8,558,500 | \$20,652 | \$397 |

Average Annual Employment, 2000-2005

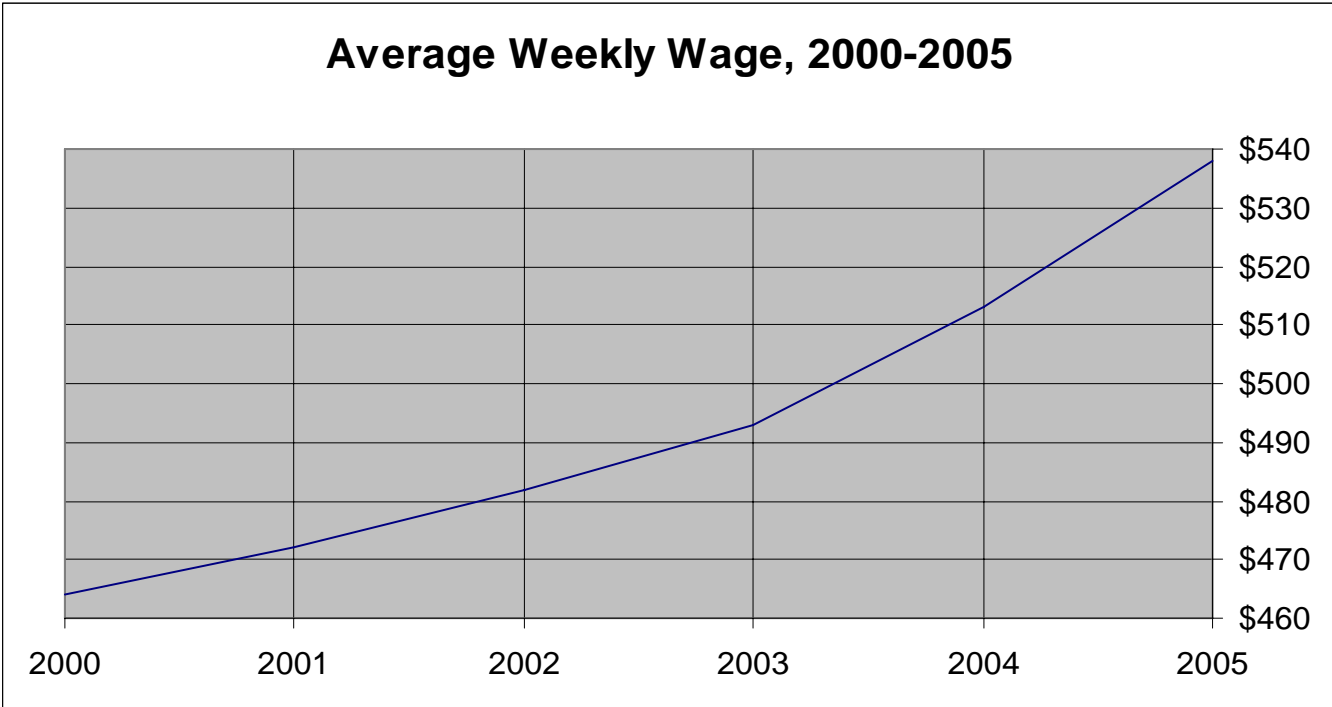
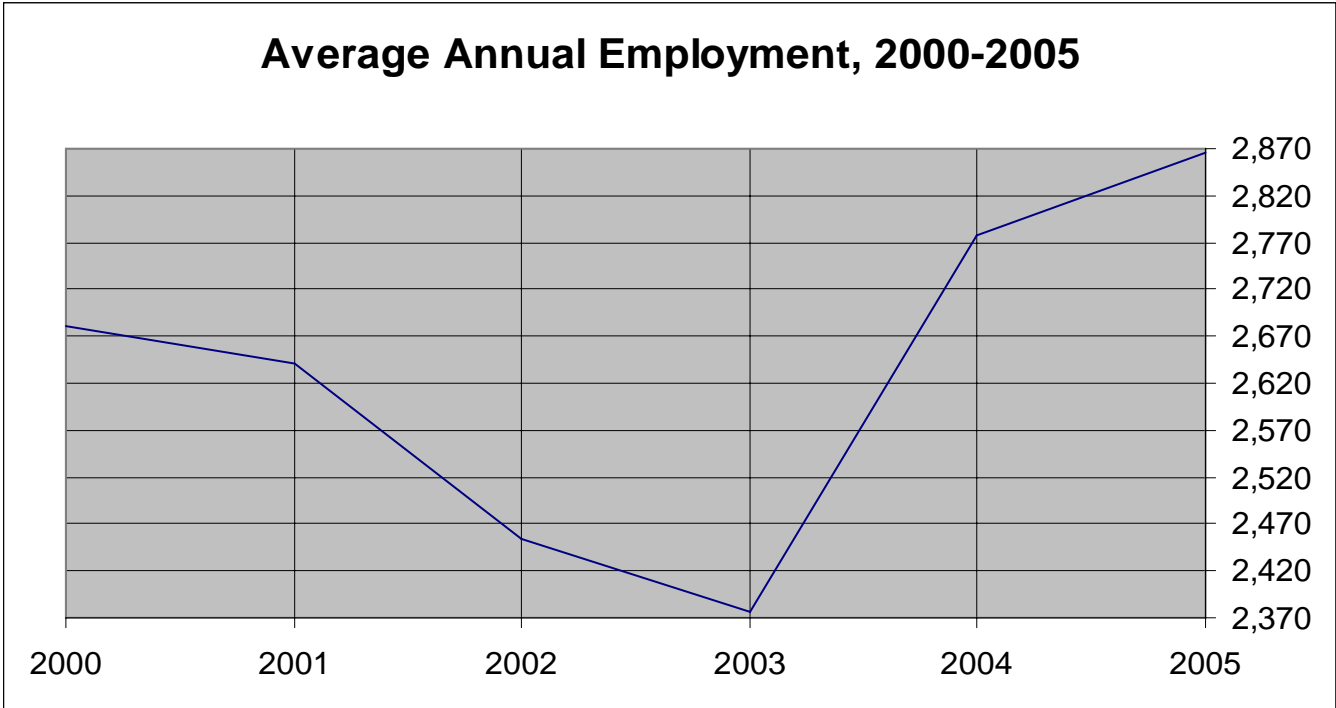


Average Weekly Wage, 2000-2005



Ralls County Employment & Wages

| Industry | Jan | Feb | Mar | Apr | May | Jun | Jul | Aug | Sep | Oct | Nov | Dec | Ann. Avg. | Total Wages | Avg. Ann. Pay | Avg. Wkly Wage |
|--------------------------------------|-------|-------|-------|-------|-------|-------|-------|-------|-------|-------|-------|-------|-----------|--------------|---------------|----------------|
| TOTAL, All Industries | 2,793 | 2,809 | 2,827 | 2,895 | 2,941 | 2,954 | 2,939 | 2,936 | 2,847 | 2,833 | 2,812 | 2,795 | 2,865 | \$80,155,727 | \$27,977 | \$538 |
| Total Private | 2,406 | 2,418 | 2,431 | 2,499 | 2,551 | 2,573 | 2,578 | 2,572 | 2,471 | 2,425 | 2,415 | 2,401 | 2,478 | \$70,110,501 | \$28,289 | \$544 |
| Goods Producing | 1,363 | 1,370 | 1,384 | 1,394 | 1,385 | 1,402 | 1,410 | 1,398 | 1,346 | 1,359 | 1,347 | 1,341 | 1,375 | \$44,410,895 | \$32,301 | \$621 |
| Manufacturing | 1,263 | 1,268 | 1,276 | 1,288 | 1,271 | 1,286 | 1,289 | 1,282 | 1,238 | 1,254 | 1,240 | 1,234 | 1,266 | \$41,385,069 | \$32,696 | \$629 |
| Service Providing | 1,041 | 1,046 | 1,044 | 1,102 | 1,163 | 1,168 | 1,165 | 1,171 | 1,122 | 1,064 | 1,065 | 1,057 | 1,101 | \$25,677,712 | \$23,329 | \$449 |
| Trade, Transportation & Utilities | 495 | 489 | 488 | 501 | 515 | 528 | 530 | 526 | 504 | 511 | 518 | 509 | 510 | \$13,015,430 | \$25,545 | \$491 |
| Wholesale Trade | 138 | 144 | 150 | 145 | 147 | 144 | 139 | 143 | 136 | 139 | 138 | 131 | 141 | \$4,854,896 | \$34,391 | \$661 |
| Retail Trade | 264 | 261 | 260 | 278 | 278 | 286 | 284 | 279 | 272 | 271 | 276 | 271 | 273 | \$4,977,204 | \$18,209 | \$350 |
| Information | 9 | 9 | 9 | 9 | 9 | 6 | 10 | 10 | 10 | 9 | 9 | 9 | 9 | \$219,001 | \$24,333 | \$468 |
| Financial Activities | 80 | 80 | 82 | 82 | 90 | 81 | 83 | 82 | 83 | 80 | 80 | 82 | 82 | \$2,273,385 | \$27,696 | \$533 |
| Finance | 51 | 51 | 50 | 51 | 60 | 49 | 54 | 53 | 55 | 55 | 55 | 56 | 53 | \$1,701,142 | \$31,896 | \$613 |
| Insurance | 11 | 11 | 13 | 12 | 12 | 13 | 12 | 12 | 13 | 10 | 10 | 11 | 12 | \$384,877 | \$32,989 | \$634 |
| Real Estate & Rental & Leasing | 18 | 18 | 19 | 19 | 18 | 19 | 17 | 17 | 15 | 15 | 15 | 15 | 17 | \$187,366 | \$10,968 | \$211 |
| Professional & Business Services | 109 | 107 | 106 | 112 | 113 | 121 | 119 | 115 | 108 | 113 | 110 | 114 | 112 | \$4,793,451 | \$42,703 | \$821 |
| Education & Health Services | 129 | 128 | 132 | 132 | 135 | 122 | 128 | 136 | 145 | 119 | 121 | 119 | 129 | \$2,274,801 | \$17,657 | \$340 |
| Leisure & Hospitality | 170 | 187 | 180 | 215 | 253 | 261 | 246 | 249 | 220 | 185 | 183 | 181 | 211 | \$2,233,931 | \$10,596 | \$204 |
| Other Services (except Public Admin) | 49 | 46 | 47 | 51 | 48 | 49 | 49 | 53 | 52 | 47 | 44 | 43 | 48 | \$867,713 | \$18,015 | \$346 |
| Government | 387 | 391 | 396 | 396 | 390 | 381 | 361 | 364 | 376 | 408 | 397 | 394 | 387 | \$10,045,226 | \$25,973 | \$499 |
| Federal Government | 42 | 44 | 42 | 45 | 45 | 42 | 41 | 43 | 41 | 46 | 43 | 43 | 43 | \$1,436,155 | \$33,334 | \$641 |
| Postal Service | 31 | 31 | 30 | 31 | 31 | 31 | 30 | 32 | 30 | 31 | 30 | 31 | 31 | \$879,486 | \$28,601 | \$550 |
| State Government | 24 | 24 | 24 | 24 | 24 | 24 | 24 | 24 | 24 | 24 | 24 | 24 | 24 | \$555,847 | \$23,160 | \$445 |
| Local Government | 321 | 323 | 330 | 327 | 321 | 315 | 296 | 297 | 311 | 338 | 330 | 327 | 320 | \$8,053,224 | \$25,193 | \$484 |



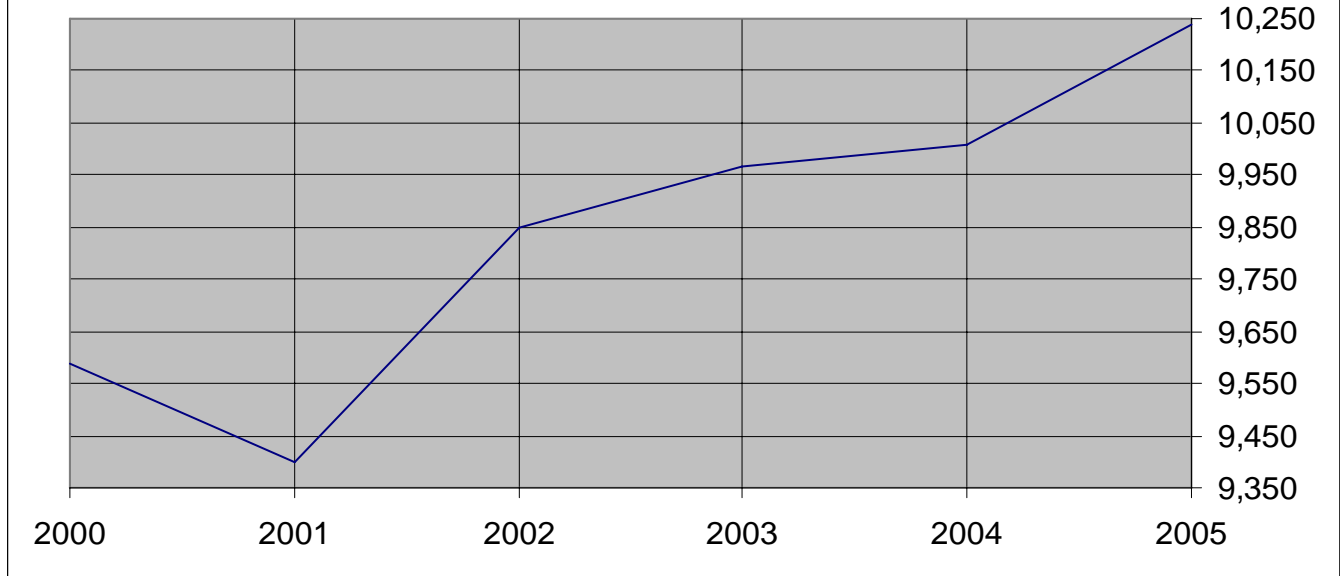
Ralls



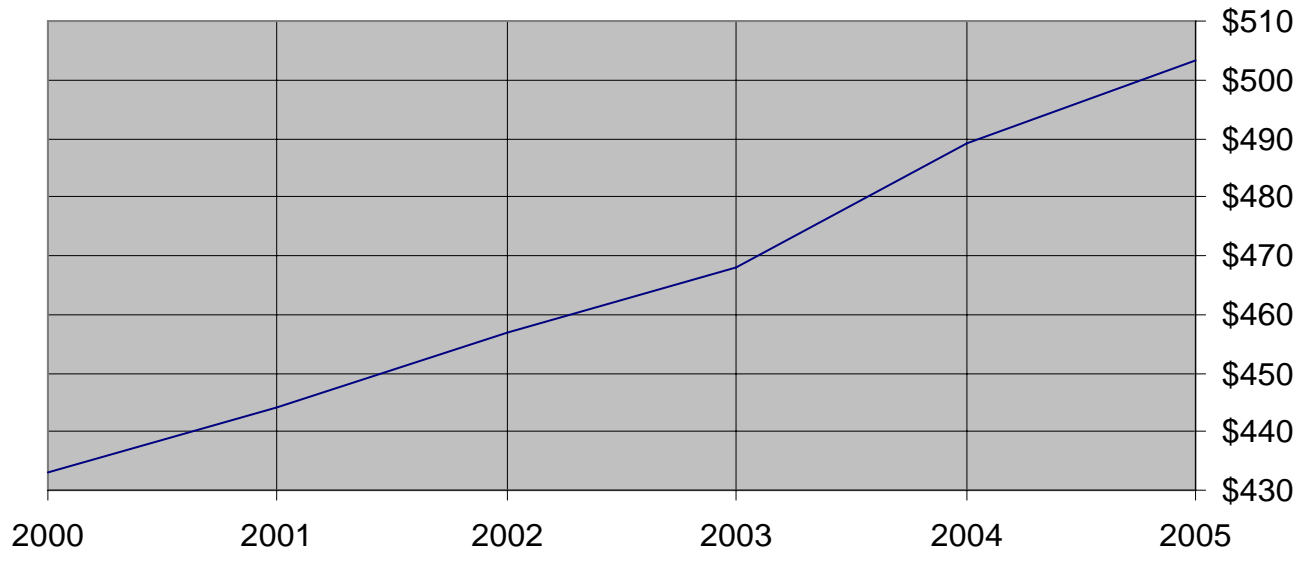
Randolph County Employment & Wages

| Industry | Jan | Feb | Mar | Apr | May | Jun | Jul | Aug | Sep | Oct | Nov | Dec | Ann. Avg. | Total Wages | Avg. Ann. Pay | Avg. Wkly Wage |
|--------------------------------------|-------|--------|--------|--------|--------|--------|-------|-------|--------|--------|--------|--------|-----------|---------------|---------------|----------------|
| TOTAL, All Industries | 9,970 | 10,070 | 10,307 | 10,279 | 10,457 | 10,305 | 9,800 | 9,772 | 10,434 | 10,493 | 10,513 | 10,468 | 10,239 | \$267,924,544 | \$26,167 | \$503 |
| Total Private | 7,946 | 7,980 | 8,087 | 8,173 | 8,224 | 8,290 | 8,170 | 8,237 | 8,309 | 8,308 | 8,312 | 8,256 | 8,191 | \$213,518,795 | \$26,067 | \$501 |
| Goods Producing | 1,669 | 1,685 | 1,708 | 1,746 | 1,748 | 1,787 | 1,668 | 1,736 | 1,752 | 1,766 | 1,740 | 1,742 | 1,729 | \$50,282,761 | \$29,083 | \$559 |
| Manufacturing | 1,492 | 1,500 | 1,523 | 1,520 | 1,514 | 1,540 | 1,430 | 1,502 | 1,517 | 1,553 | 1,539 | 1,540 | 1,514 | \$44,429,529 | \$29,343 | \$564 |
| Service Providing | 6,248 | 6,267 | 6,350 | 6,397 | 6,448 | 6,475 | 6,474 | 6,471 | 6,529 | 6,516 | 6,546 | 6,488 | 6,434 | \$162,565,464 | \$25,266 | \$486 |
| Trade, Transportation & Utilities | 2,449 | 2,442 | 2,474 | 2,525 | 2,520 | 2,508 | 2,485 | 2,483 | 2,569 | 2,635 | 2,644 | 2,620 | 2,530 | \$70,883,897 | \$28,023 | \$539 |
| Wholesale Trade | 278 | 278 | 298 | 299 | 296 | 301 | 308 | 305 | 301 | 303 | 304 | 300 | 298 | \$10,750,170 | \$36,125 | \$695 |
| Retail Trade | 1,630 | 1,620 | 1,635 | 1,692 | 1,689 | 1,693 | 1,671 | 1,665 | 1,693 | 1,755 | 1,767 | 1,752 | 1,689 | \$36,251,524 | \$21,470 | \$413 |
| Information | 146 | 152 | 151 | 143 | 142 | 141 | 154 | 153 | 148 | 151 | 152 | 152 | 149 | \$4,231,171 | \$28,445 | \$547 |
| Financial Activities | 548 | 538 | 532 | 545 | 537 | 545 | 552 | 547 | 538 | 520 | 519 | 521 | 537 | \$18,405,383 | \$34,285 | \$659 |
| Finance | 391 | 382 | 379 | 384 | 378 | 383 | 389 | 386 | 377 | 362 | 363 | 364 | 378 | \$13,911,391 | \$36,786 | \$707 |
| Insurance | 41 | 43 | 42 | 45 | 46 | 43 | 43 | 41 | 45 | 43 | 43 | 45 | 43 | \$1,160,577 | \$26,783 | \$515 |
| Real Estate & Rental & Leasing | 115 | 112 | 110 | 115 | 112 | 118 | 119 | 119 | 115 | 114 | 112 | 111 | 114 | \$3,313,579 | \$28,982 | \$557 |
| Professional & Business Services | 752 | 757 | 757 | 732 | 739 | 736 | 740 | 737 | 730 | 747 | 777 | 804 | 751 | \$23,349,041 | \$31,104 | \$598 |
| Professional, Scientific & Tech | 126 | 131 | 125 | 125 | 118 | 105 | 109 | 109 | 99 | 98 | 107 | 116 | 114 | \$2,905,945 | \$25,491 | \$490 |
| Mgt of Companies & Enterprises | 372 | 369 | 376 | 375 | 391 | 391 | 384 | 383 | 392 | 393 | 395 | 399 | 385 | \$16,622,094 | \$43,174 | \$830 |
| Adm, Support, Waste & Remed. | 254 | 257 | 256 | 232 | 230 | 240 | 247 | 245 | 239 | 256 | 275 | 289 | 252 | \$3,821,002 | \$15,183 | \$292 |
| Education & Health Services | 1,347 | 1,364 | 1,377 | 1,385 | 1,412 | 1,447 | 1,441 | 1,474 | 1,457 | 1,449 | 1,485 | 1,422 | 1,422 | \$33,866,111 | \$23,821 | \$458 |
| Leisure & Hospitality | 712 | 716 | 759 | 763 | 791 | 794 | 786 | 767 | 778 | 724 | 698 | 693 | 748 | \$7,029,691 | \$9,393 | \$181 |
| Arts, Entertain & Recreation | 110 | 115 | 127 | 139 | 165 | 175 | 178 | 174 | 169 | 132 | 120 | 115 | 143 | \$1,302,419 | \$9,092 | \$175 |
| Accommodation & Food Svcs | 602 | 601 | 632 | 624 | 626 | 619 | 608 | 593 | 609 | 592 | 578 | 578 | 605 | \$5,727,272 | \$9,464 | \$182 |
| Other Services (except Public Admin) | 294 | 298 | 300 | 304 | 307 | 304 | 316 | 310 | 309 | 290 | 271 | 276 | 298 | \$4,800,170 | \$16,094 | \$310 |
| Government | 2,024 | 2,090 | 2,220 | 2,106 | 2,233 | 2,015 | 1,630 | 1,535 | 2,125 | 2,185 | 2,201 | 2,212 | 2,048 | \$54,405,749 | \$26,565 | \$511 |
| Federal Government | 83 | 85 | 84 | 81 | 83 | 86 | 83 | 82 | 84 | 83 | 83 | 80 | 83 | \$3,519,301 | \$42,359 | \$815 |
| Postal Service | 57 | 57 | 57 | 57 | 59 | 59 | 60 | 59 | 60 | 59 | 56 | 56 | 58 | \$2,176,015 | \$37,518 | \$721 |
| State Government | 579 | 581 | 579 | 579 | 584 | 569 | 563 | 561 | 559 | 557 | 559 | 556 | 569 | \$15,852,240 | \$27,868 | \$536 |
| Local Government | 1,362 | 1,424 | 1,557 | 1,446 | 1,566 | 1,360 | 984 | 892 | 1,482 | 1,545 | 1,559 | 1,576 | 1,396 | \$35,034,208 | \$25,095 | \$483 |

Average Annual Employment, 2000-2005

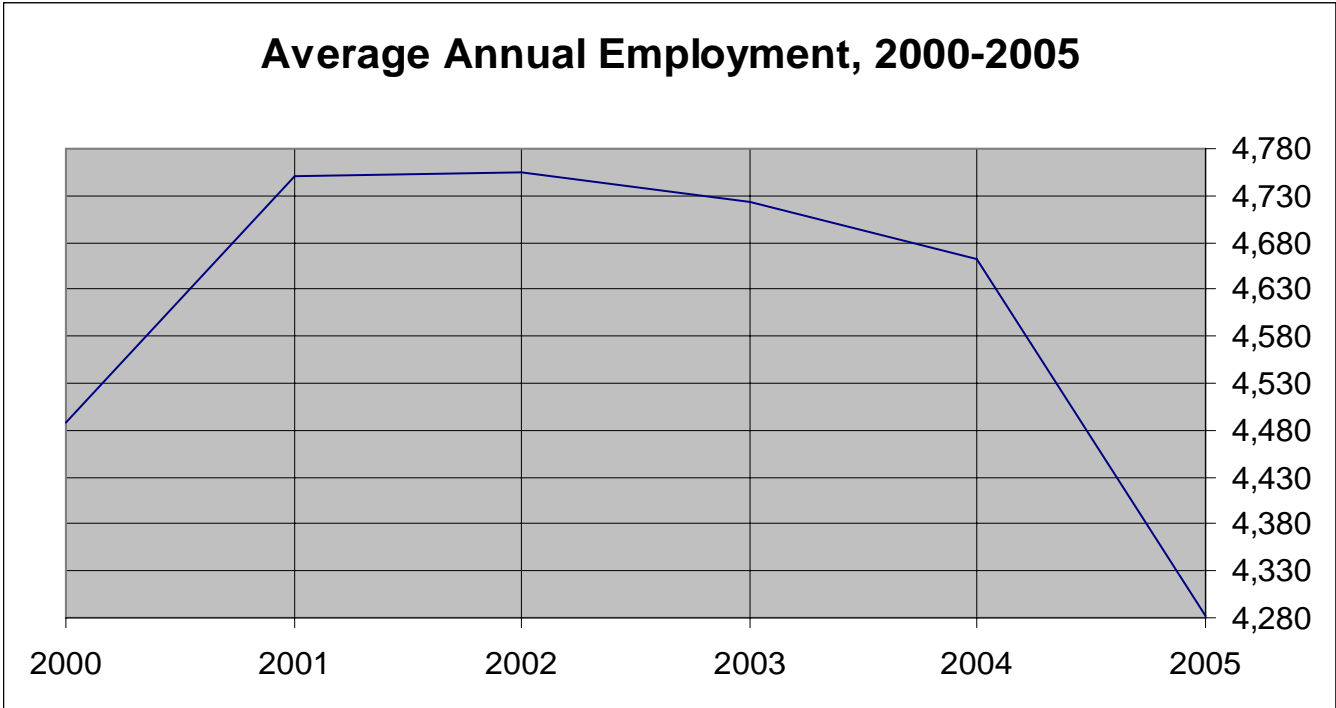


Average Weekly Wage, 2000-2005



Ray County Employment & Wages

| Industry | Jan | Feb | Mar | Apr | May | Jun | Jul | Aug | Sep | Oct | Nov | Dec | Ann. Avg. | Total Wages | Avg. Ann. Pay | Avg. Wkly Wage |
|--------------------------------------|-------|-------|-------|-------|-------|-------|-------|-------|-------|-------|-------|-------|-----------|---------------|---------------|----------------|
| TOTAL, All Industries | 4,289 | 4,311 | 4,350 | 4,378 | 4,373 | 4,407 | 4,031 | 4,059 | 4,354 | 4,265 | 4,279 | 4,294 | 4,283 | \$109,861,882 | \$25,654 | \$493 |
| Total Private | 2,890 | 2,911 | 2,942 | 2,956 | 2,955 | 2,945 | 2,853 | 2,869 | 2,953 | 2,850 | 2,841 | 2,853 | 2,902 | \$67,582,955 | \$23,292 | \$448 |
| Goods Producing | 840 | 841 | 879 | 881 | 868 | 878 | 870 | 864 | 863 | 828 | 815 | 810 | 853 | \$26,729,308 | \$31,333 | \$603 |
| Manufacturing | 613 | 602 | 616 | 593 | 582 | 581 | 576 | 578 | 578 | 560 | 549 | 545 | 581 | \$19,248,873 | \$33,126 | \$637 |
| Service Providing | 2,040 | 2,060 | 2,052 | 2,064 | 2,076 | 2,055 | 1,972 | 1,992 | 2,078 | 2,007 | 2,012 | 2,030 | 2,037 | \$40,548,150 | \$19,911 | \$383 |
| Trade, Transportation & Utilities | 952 | 966 | 951 | 977 | 994 | 974 | 935 | 934 | 979 | 953 | 946 | 955 | 960 | \$17,997,745 | \$18,754 | \$361 |
| Retail Trade | 684 | 689 | 681 | 710 | 717 | 705 | 694 | 696 | 696 | 674 | 686 | 685 | 693 | \$12,030,877 | \$17,358 | \$334 |
| Transportation & Warehousing | 141 | 151 | 146 | 127 | 136 | 131 | 103 | 108 | 154 | 151 | 150 | 158 | 138 | \$1,808,302 | \$13,104 | \$252 |
| Information | 37 | 36 | 36 | 35 | 35 | 38 | 40 | 38 | 37 | 34 | 36 | 36 | 37 | \$1,127,936 | \$30,902 | \$594 |
| Financial Activities | 187 | 188 | 187 | 184 | 188 | 188 | 182 | 180 | 185 | 183 | 181 | 180 | 184 | \$5,645,923 | \$30,615 | \$589 |
| Finance | 133 | 135 | 134 | 130 | 132 | 132 | 130 | 128 | 131 | 132 | 133 | 132 | 132 | \$4,577,866 | \$34,725 | \$668 |
| Insurance | 30 | 29 | 29 | 28 | 29 | 30 | 29 | 29 | 31 | 28 | 25 | 26 | 29 | \$814,944 | \$28,511 | \$548 |
| Real Estate & Rental & Leasing | 24 | 24 | 24 | 26 | 27 | 26 | 23 | 23 | 23 | 23 | 23 | 22 | 24 | \$253,113 | \$10,546 | \$203 |
| Professional & Business Services | 145 | 151 | 154 | 141 | 133 | 134 | 130 | 134 | 135 | 119 | 121 | 122 | 135 | \$3,778,732 | \$28,008 | \$539 |
| Professional, Scientific & Tech | 68 | 74 | 72 | 70 | 64 | 65 | 64 | 68 | 69 | 67 | 67 | 69 | 68 | \$1,753,494 | \$25,755 | \$495 |
| Education & Health Services | 294 | 291 | 289 | 271 | 278 | 270 | 276 | 276 | 277 | 291 | 288 | 287 | 282 | \$7,270,008 | \$25,750 | \$495 |
| Leisure & Hospitality | 332 | 334 | 340 | 362 | 355 | 354 | 320 | 340 | 379 | 343 | 352 | 367 | 348 | \$3,021,272 | \$8,678 | \$167 |
| Arts, Entertain & Recreation | 22 | 23 | 23 | 41 | 41 | 46 | 50 | 50 | 50 | 32 | 30 | 28 | 36 | \$268,467 | \$7,389 | \$142 |
| Accommodation & Food Svcs | 310 | 311 | 317 | 321 | 314 | 308 | 270 | 290 | 329 | 311 | 322 | 339 | 312 | \$2,752,805 | \$8,828 | \$170 |
| Other Services (except Public Admin) | 93 | 94 | 95 | 94 | 93 | 97 | 89 | 90 | 86 | 84 | 88 | 83 | 91 | \$1,706,534 | \$18,857 | \$363 |
| Government | 1,399 | 1,400 | 1,408 | 1,422 | 1,418 | 1,462 | 1,178 | 1,190 | 1,401 | 1,415 | 1,438 | 1,441 | 1,381 | \$42,278,927 | \$30,615 | \$589 |
| Federal Government | 60 | 60 | 60 | 56 | 58 | 61 | 61 | 60 | 62 | 59 | 61 | 62 | 60 | \$2,242,149 | \$37,369 | \$719 |
| Postal Service | 47 | 49 | 43 | 46 | 46 | 45 | 46 | 45 | 48 | 46 | 47 | 48 | 46 | \$1,677,655 | \$36,208 | \$696 |
| State Government | 78 | 78 | 77 | 79 | 80 | 83 | 83 | 83 | 80 | 79 | 78 | 78 | 80 | \$2,453,835 | \$30,801 | \$592 |
| Local Government | 1,261 | 1,262 | 1,271 | 1,287 | 1,280 | 1,318 | 1,034 | 1,047 | 1,259 | 1,277 | 1,299 | 1,301 | 1,241 | \$37,582,943 | \$30,276 | \$582 |

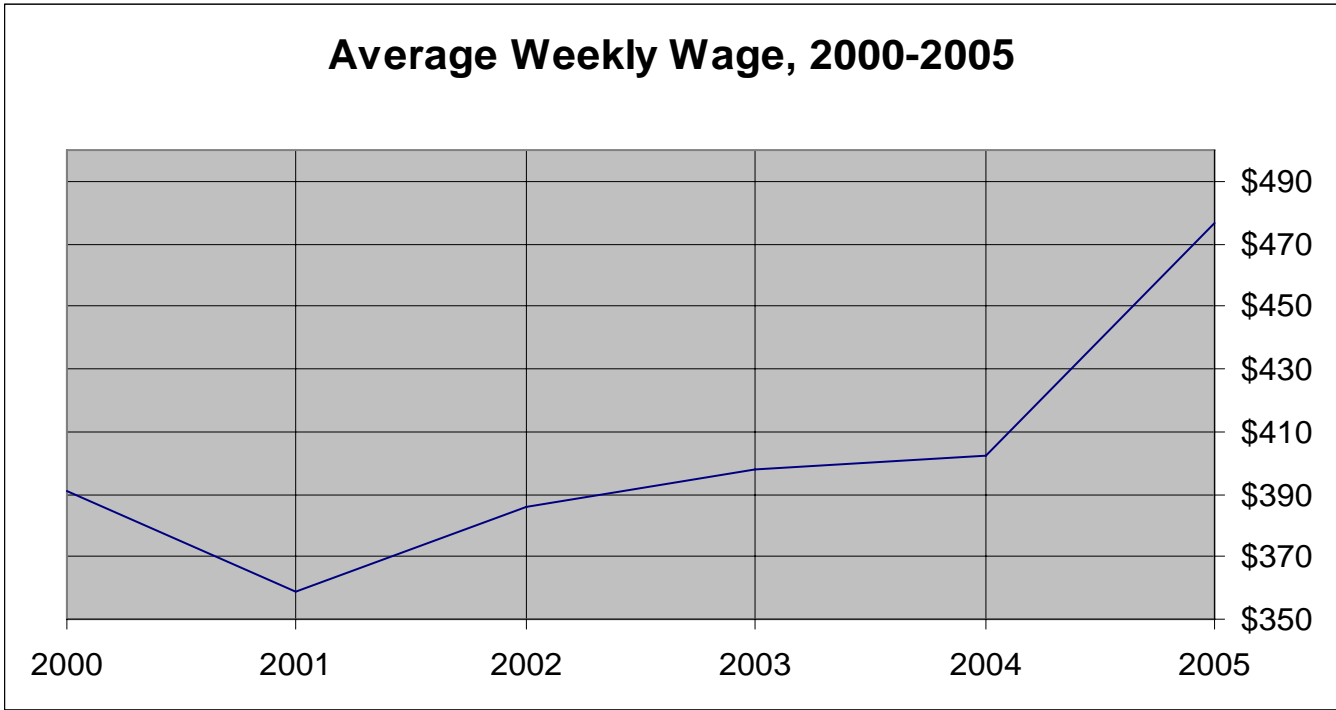
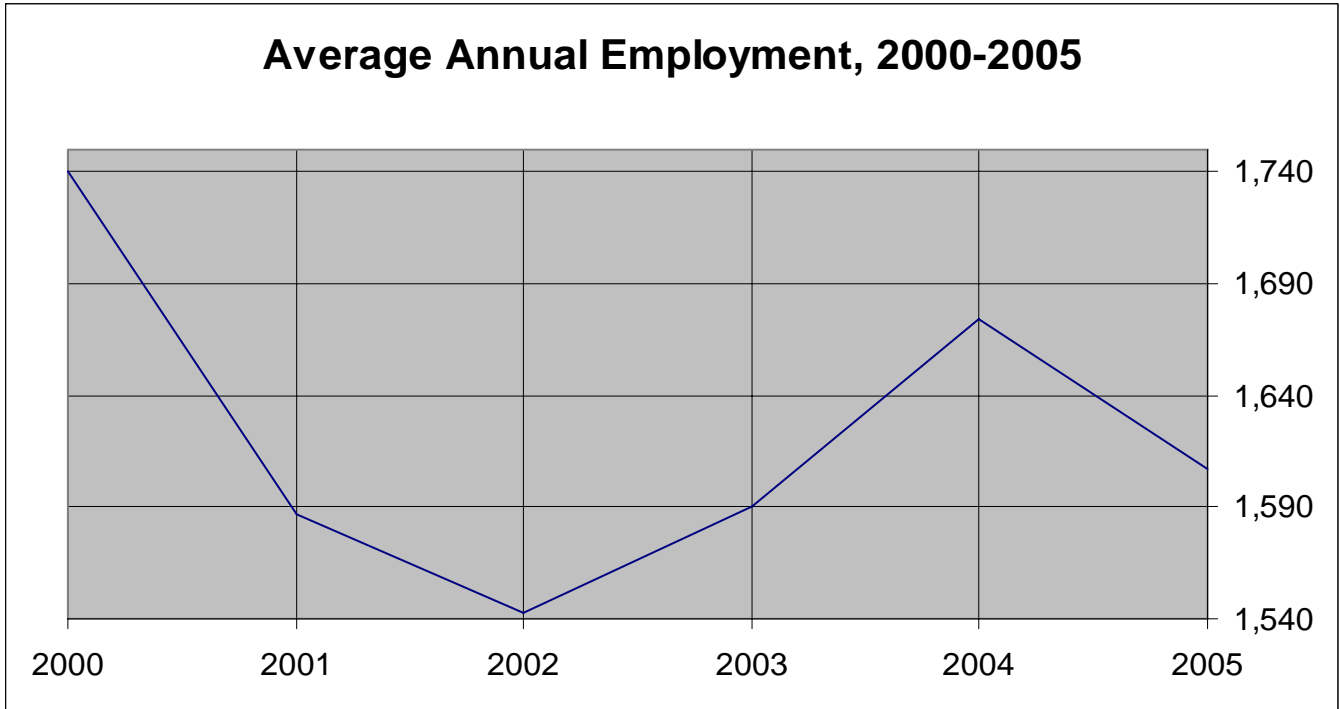


Ray



Reynolds County Employment & Wages

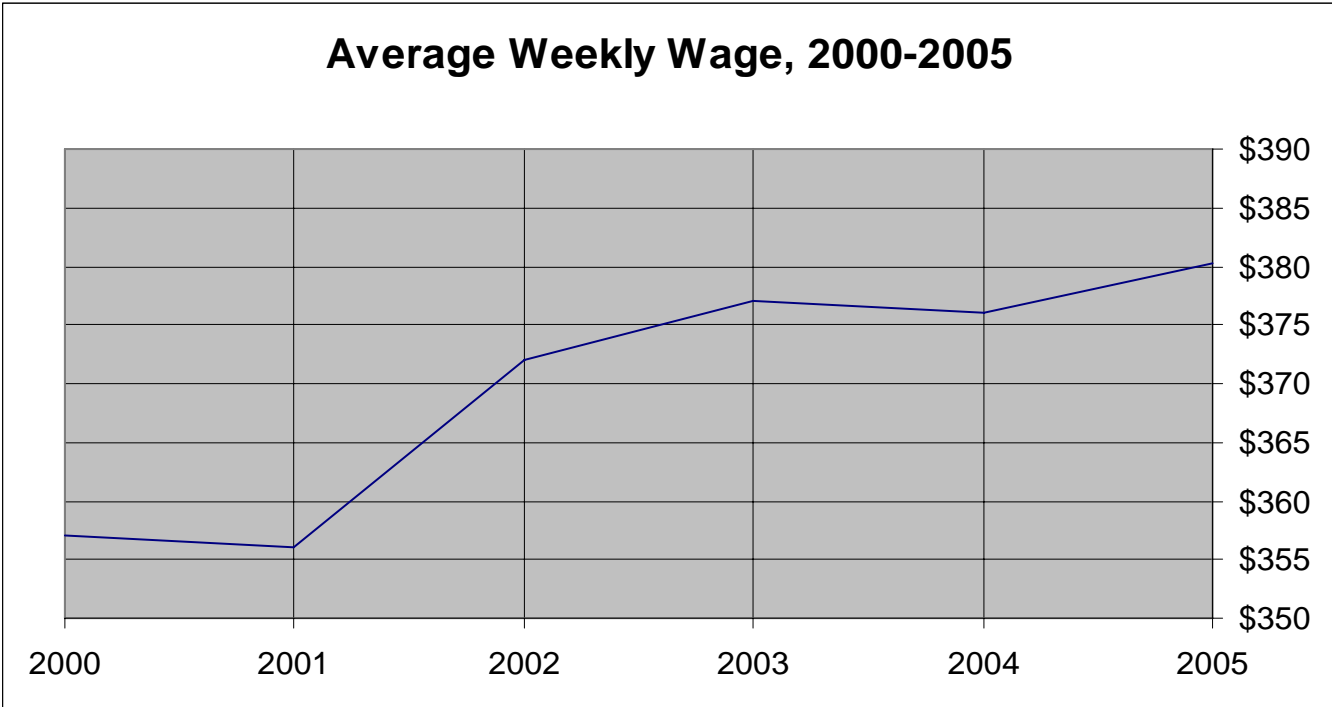
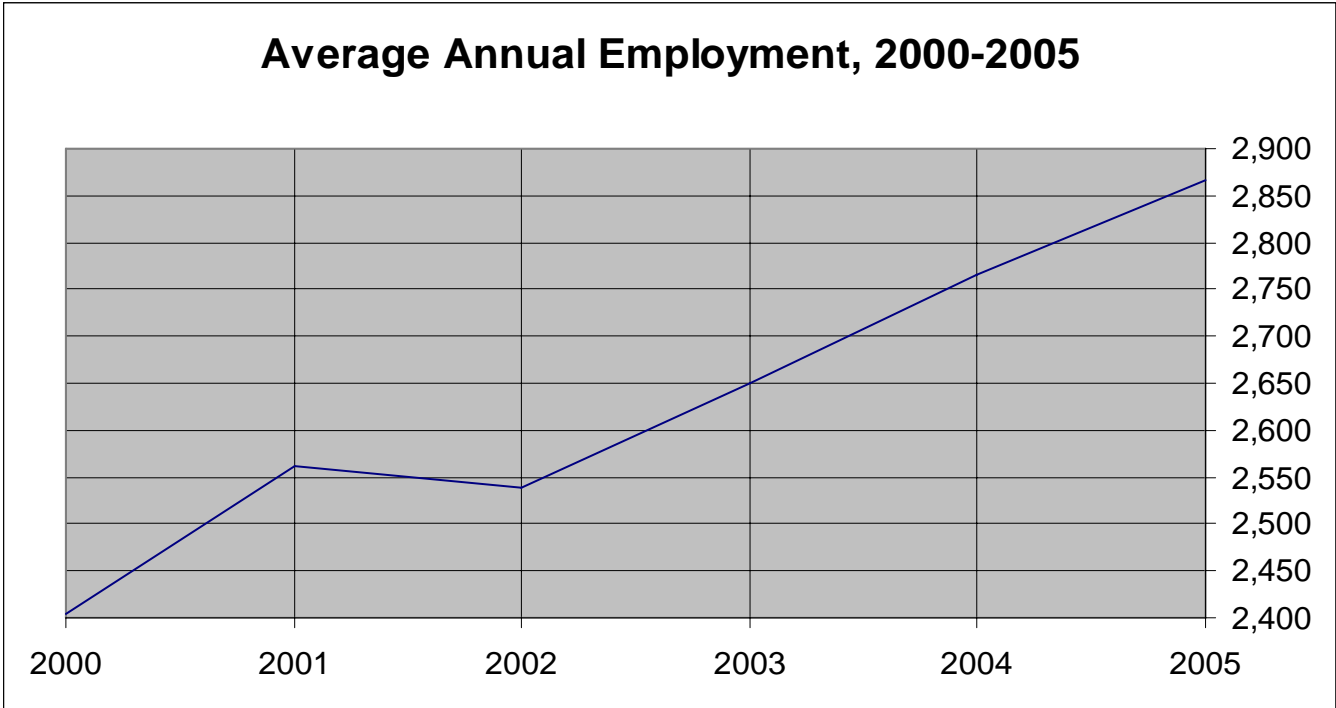
| Industry | Jan | Feb | Mar | Apr | May | Jun | Jul | Aug | Sep | Oct | Nov | Dec | Ann. Avg. | Total Wages | Avg. Ann. Pay | Avg. Wkly Wage |
|--------------------------------------|-------|-------|-------|-------|-------|-------|-------|-------|-------|-------|-------|-------|-----------|--------------|---------------|----------------|
| TOTAL, All Industries | 1,565 | 1,582 | 1,674 | 1,725 | 1,771 | 1,829 | 1,550 | 1,520 | 1,640 | 1,513 | 1,459 | 1,454 | 1,607 | \$39,839,667 | \$24,794 | \$477 |
| Total Private | 1,152 | 1,170 | 1,197 | 1,289 | 1,348 | 1,395 | 1,341 | 1,301 | 1,231 | 1,096 | 1,042 | 1,026 | 1,216 | \$30,395,686 | \$25,003 | \$481 |
| Goods Producing | 365 | 374 | 397 | 399 | 398 | 396 | 375 | 388 | 376 | 378 | 368 | 356 | 381 | \$9,750,677 | \$25,604 | \$492 |
| Manufacturing | 304 | 316 | 324 | 311 | 311 | 313 | 310 | 322 | 316 | 311 | 305 | 302 | 312 | \$7,437,621 | \$23,832 | \$458 |
| Service Providing | 781 | 790 | 794 | 885 | 944 | 993 | 959 | 906 | 848 | 717 | 673 | 670 | 830 | \$20,568,902 | \$24,782 | \$477 |
| Trade, Transportation & Utilities | 251 | 247 | 254 | 265 | 270 | 270 | 272 | 265 | 260 | 252 | 252 | 241 | 258 | \$11,592,308 | \$44,888 | \$863 |
| Wholesale Trade | 109 | 106 | 108 | 111 | 113 | 115 | 116 | 112 | 110 | 109 | 111 | 109 | 111 | \$8,624,430 | \$77,873 | \$1,498 |
| Retail Trade | 116 | 116 | 121 | 127 | 131 | 133 | 133 | 127 | 124 | 116 | 113 | 105 | 122 | \$2,224,697 | \$18,260 | \$351 |
| Financial Activities | 36 | 38 | 38 | 38 | 38 | 37 | 37 | 36 | 39 | 39 | 39 | 38 | 38 | \$923,478 | \$24,463 | \$470 |
| Finance | 32 | 33 | 33 | 33 | 33 | 32 | 33 | 33 | 35 | 36 | 35 | 34 | 34 | \$809,780 | \$24,173 | \$465 |
| Insurance | 4 | 5 | 5 | 5 | 5 | 5 | 4 | 3 | 4 | 3 | 4 | 4 | 4 | \$113,698 | \$26,752 | \$514 |
| Professional & Business Services | 31 | 31 | 32 | 35 | 34 | 33 | 35 | 33 | 34 | 33 | 35 | 37 | 34 | \$929,361 | \$27,673 | \$532 |
| Professional, Scientific & Tech | 11 | 11 | 11 | 11 | 11 | 11 | 11 | 10 | 10 | 7 | 7 | 7 | 10 | \$197,286 | \$20,063 | \$386 |
| Education & Health Services | 175 | 182 | 182 | 180 | 189 | 203 | 210 | 186 | 189 | 117 | 111 | 111 | 170 | \$3,000,072 | \$17,691 | \$340 |
| Leisure & Hospitality | 46 | 49 | 53 | 115 | 169 | 211 | 215 | 202 | 150 | 106 | 72 | 71 | 122 | \$1,538,354 | \$12,653 | \$243 |
| Other Services (except Public Admin) | 222 | 223 | 214 | 231 | 217 | 211 | 163 | 161 | 154 | 151 | 144 | 152 | 187 | \$1,527,529 | \$8,172 | \$157 |
| Government | 413 | 412 | 477 | 436 | 423 | 434 | 209 | 219 | 409 | 417 | 417 | 428 | 391 | \$9,443,981 | \$24,143 | \$464 |
| Federal Government | 22 | 22 | 80 | 35 | 34 | 36 | 30 | 31 | 31 | 32 | 32 | 32 | 35 | \$1,215,626 | \$34,982 | \$673 |
| Postal Service | 22 | 22 | 21 | 22 | 22 | 22 | 20 | 21 | 21 | 22 | 21 | 21 | 21 | \$566,819 | \$26,466 | \$509 |
| State Government | 39 | 39 | 38 | 38 | 39 | 40 | 40 | 40 | 40 | 40 | 40 | 39 | 39 | \$1,416,946 | \$36,024 | \$693 |
| Local Government | 352 | 351 | 359 | 363 | 350 | 358 | 139 | 148 | 338 | 345 | 345 | 357 | 317 | \$6,811,409 | \$21,481 | \$413 |



Ripley County Employment & Wages

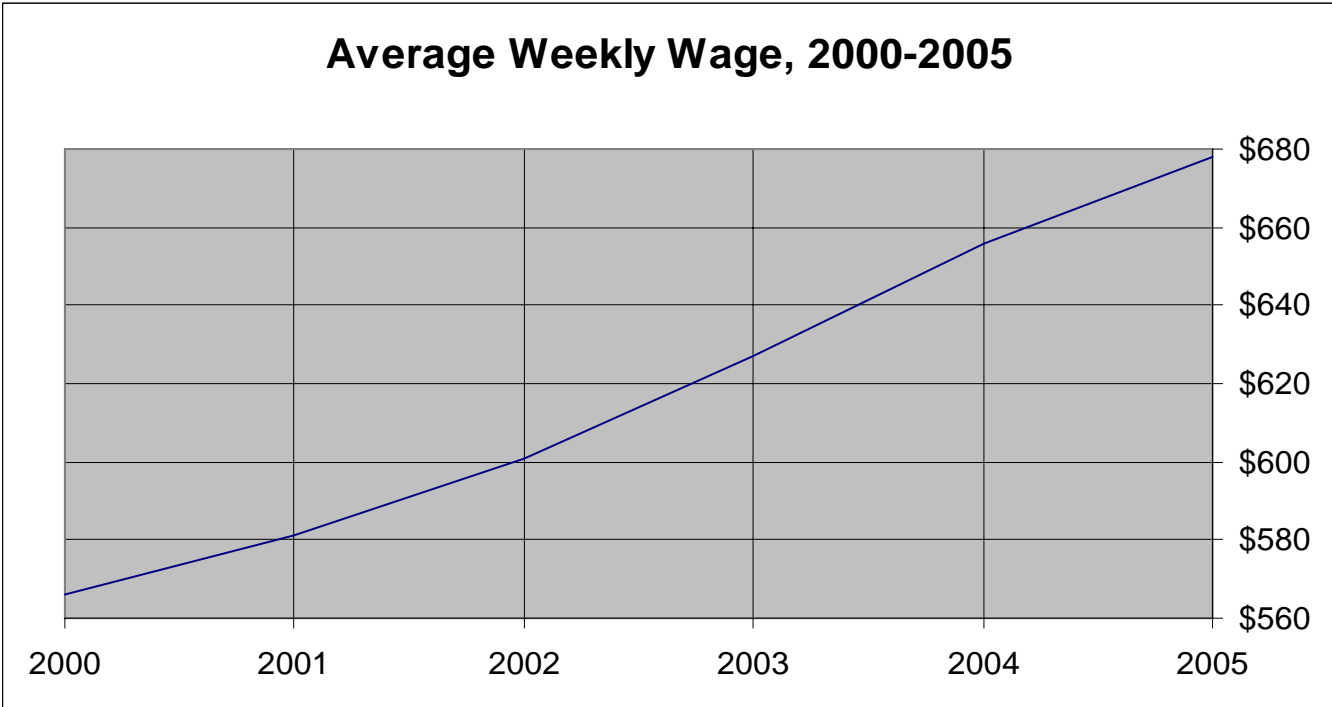
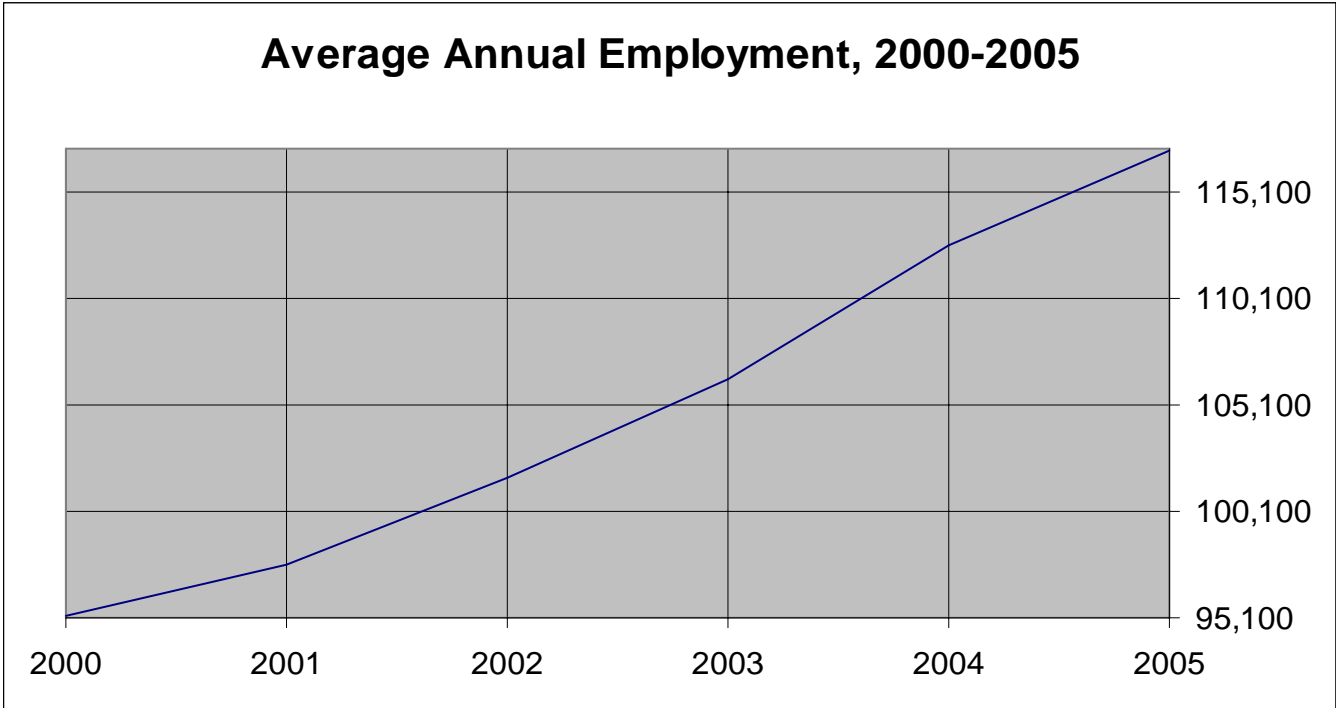
| Industry | Jan | Feb | Mar | Apr | May | Jun | Jul | Aug | Sep | Oct | Nov | Dec | Ann. Avg. | Total Wages | Avg. Ann. Pay | Avg. Wkly Wage |
|--------------------------------------|-------|-------|-------|-------|-------|-------|-------|-------|-------|-------|-------|-------|-----------|--------------|---------------|----------------|
| TOTAL, All Industries | 2,794 | 2,829 | 2,815 | 2,919 | 2,928 | 2,891 | 2,669 | 2,715 | 2,940 | 2,954 | 2,954 | 2,986 | 2,866 | \$56,683,930 | \$19,777 | \$380 |
| Total Private | 2,027 | 2,060 | 2,072 | 2,141 | 2,153 | 2,148 | 2,154 | 2,192 | 2,190 | 2,195 | 2,183 | 2,220 | 2,145 | \$37,911,166 | \$17,678 | \$340 |
| Goods Producing | 639 | 657 | 676 | 715 | 736 | 735 | 755 | 742 | 740 | 772 | 759 | 775 | 725 | \$14,298,068 | \$19,719 | \$379 |
| Manufacturing | 527 | 549 | 569 | 608 | 627 | 628 | 659 | 658 | 649 | 686 | 673 | 687 | 627 | \$12,460,731 | \$19,884 | \$382 |
| Service Providing | 1,346 | 1,360 | 1,355 | 1,403 | 1,400 | 1,404 | 1,386 | 1,437 | 1,437 | 1,409 | 1,411 | 1,415 | 1,397 | \$23,445,979 | \$16,784 | \$323 |
| Trade, Transportation & Utilities | 489 | 487 | 490 | 518 | 524 | 522 | 520 | 527 | 509 | 507 | 514 | 521 | 511 | \$9,623,139 | \$18,844 | \$362 |
| Wholesale Trade | 47 | 46 | 54 | 58 | 54 | 50 | 49 | 48 | 45 | 47 | 48 | 47 | 49 | \$1,351,922 | \$27,358 | \$526 |
| Retail Trade | 404 | 403 | 399 | 398 | 408 | 410 | 405 | 413 | 405 | 397 | 404 | 407 | 404 | \$6,677,419 | \$16,511 | \$318 |
| Information | 24 | 24 | 22 | 24 | 25 | 25 | 22 | 24 | 23 | 23 | 23 | 23 | 24 | \$661,585 | \$28,153 | \$541 |
| Financial Activities | 86 | 88 | 89 | 88 | 88 | 92 | 93 | 92 | 91 | 89 | 90 | 89 | 90 | \$2,200,946 | \$24,569 | \$472 |
| Finance | 57 | 58 | 60 | 57 | 58 | 62 | 62 | 62 | 61 | 59 | 60 | 59 | 60 | \$1,407,480 | \$23,622 | \$454 |
| Insurance | 14 | 15 | 15 | 16 | 15 | 15 | 14 | 13 | 13 | 14 | 14 | 14 | 14 | \$522,147 | \$36,429 | \$701 |
| Real Estate & Rental & Leasing | 15 | 15 | 14 | 15 | 15 | 15 | 17 | 17 | 17 | 16 | 16 | 16 | 16 | \$271,319 | \$17,318 | \$333 |
| Professional & Business Services | 42 | 42 | 42 | 40 | 40 | 40 | 45 | 49 | 50 | 50 | 48 | 47 | 45 | \$642,607 | \$14,414 | \$277 |
| Professional, Scientific & Tech | 22 | 22 | 21 | 21 | 22 | 24 | 25 | 23 | 25 | 24 | 24 | 23 | 23 | \$417,047 | \$18,132 | \$349 |
| Education & Health Services | 378 | 380 | 370 | 384 | 378 | 394 | 389 | 414 | 424 | 421 | 418 | 416 | 397 | \$6,780,191 | \$17,071 | \$328 |
| Leisure & Hospitality | 216 | 226 | 226 | 229 | 228 | 223 | 212 | 222 | 212 | 203 | 204 | 202 | 217 | \$2,101,561 | \$9,688 | \$186 |
| Other Services (except Public Admin) | 111 | 113 | 116 | 120 | 117 | 108 | 105 | 109 | 128 | 116 | 114 | 117 | 115 | \$1,435,950 | \$12,541 | \$241 |
| Government | 767 | 769 | 743 | 778 | 775 | 743 | 515 | 523 | 750 | 759 | 771 | 766 | 722 | \$18,772,764 | \$26,016 | \$500 |
| Federal Government | 63 | 61 | 59 | 60 | 60 | 51 | 55 | 57 | 59 | 55 | 55 | 51 | 57 | \$2,192,346 | \$38,350 | \$738 |
| Postal Service | 26 | 25 | 25 | 26 | 25 | 25 | 24 | 26 | 25 | 20 | 21 | 21 | 24 | \$783,828 | \$32,546 | \$626 |
| State Government | 67 | 67 | 66 | 66 | 67 | 67 | 68 | 67 | 66 | 66 | 66 | 66 | 67 | \$1,596,132 | \$23,972 | \$461 |
| Local Government | 637 | 641 | 618 | 652 | 648 | 625 | 392 | 399 | 625 | 638 | 650 | 649 | 598 | \$14,984,286 | \$25,064 | \$482 |





Saint Charles County Employment & Wages

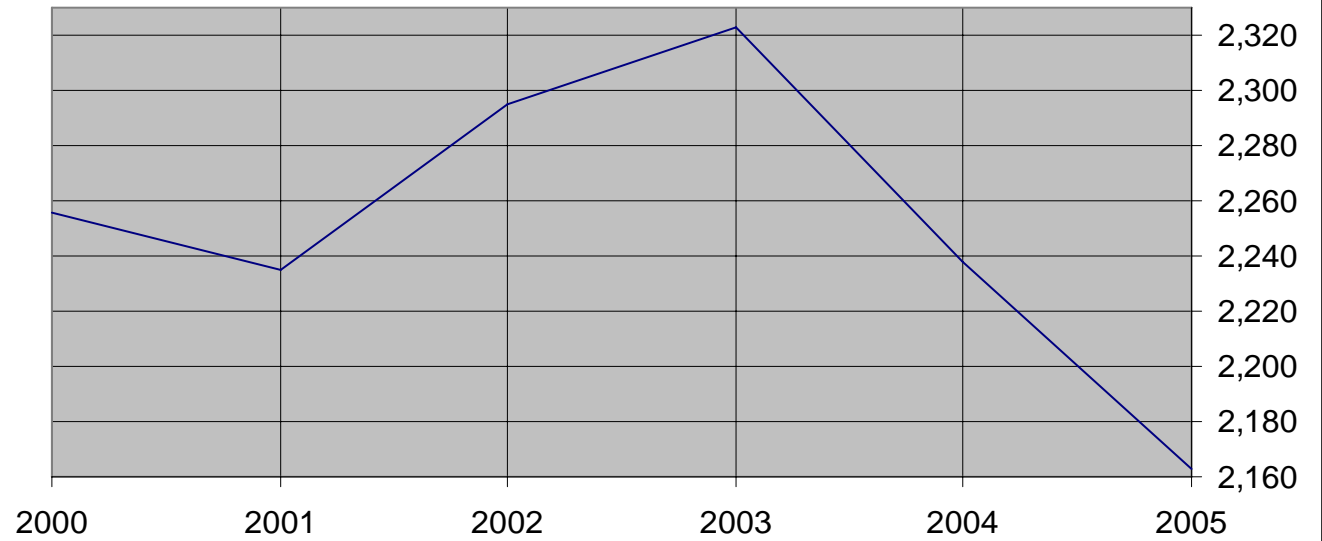
| Industry | Jan | Feb | Mar | Apr | May | Jun | Jul | Aug | Sep | Oct | Nov | Dec | Ann. Avg. | Total Wages | Avg. Ann. Pay | Avg. Wkly Wage |
|--------------------------------------|---------|---------|---------|---------|---------|---------|---------|---------|---------|---------|---------|---------|-----------|-----------------|---------------|----------------|
| TOTAL, All Industries | 112,812 | 113,385 | 115,528 | 117,248 | 118,418 | 118,909 | 114,943 | 116,876 | 118,877 | 118,711 | 119,466 | 119,076 | 117,021 | \$4,124,449,731 | \$35,245 | \$678 |
| Total Private | 98,843 | 99,287 | 101,465 | 103,155 | 104,094 | 105,174 | 105,328 | 105,394 | 104,753 | 104,617 | 105,080 | 104,683 | 103,489 | \$3,649,476,618 | \$35,264 | \$678 |
| Goods Producing | 22,823 | 23,008 | 23,575 | 23,868 | 24,355 | 24,922 | 24,882 | 24,819 | 24,508 | 24,680 | 24,424 | 24,037 | 24,158 | \$1,232,618,845 | \$51,022 | \$981 |
| Natural Resources & Mining | 81 | 81 | 87 | 93 | 97 | 104 | 108 | 108 | 107 | 119 | 120 | 123 | 102 | \$6,333,771 | \$61,894 | \$1,190 |
| Construction | 10,419 | 10,524 | 11,038 | 11,240 | 11,696 | 12,127 | 12,264 | 12,189 | 12,020 | 12,081 | 11,849 | 11,488 | 11,578 | \$538,098,465 | \$46,476 | \$894 |
| Manufacturing | 12,323 | 12,403 | 12,450 | 12,535 | 12,562 | 12,691 | 12,510 | 12,522 | 12,381 | 12,480 | 12,455 | 12,426 | 12,478 | \$688,186,609 | \$55,151 | \$1,061 |
| Service Providing | 75,836 | 76,092 | 77,679 | 79,068 | 79,507 | 80,024 | 80,198 | 80,358 | 80,039 | 79,714 | 80,444 | 80,445 | 79,117 | \$2,408,106,938 | \$30,437 | \$585 |
| Trade, Transportation & Utilities | 22,629 | 22,485 | 22,797 | 23,100 | 23,269 | 23,307 | 23,389 | 23,426 | 23,329 | 23,281 | 23,791 | 23,873 | 23,223 | \$703,331,831 | \$30,286 | \$582 |
| Wholesale Trade | 4,061 | 4,059 | 4,056 | 4,063 | 4,090 | 4,072 | 4,153 | 4,140 | 4,156 | 4,068 | 4,077 | 4,140 | 4,095 | \$212,040,392 | \$51,786 | \$996 |
| Retail Trade | 15,803 | 15,635 | 15,881 | 16,143 | 16,274 | 16,337 | 16,411 | 16,466 | 16,266 | 16,335 | 16,845 | 16,815 | 16,268 | \$371,040,744 | \$22,809 | \$439 |
| Transportation & Warehousing | 2,408 | 2,434 | 2,498 | 2,528 | 2,537 | 2,530 | 2,453 | 2,448 | 2,535 | 2,501 | 2,490 | 2,535 | 2,491 | \$96,305,678 | \$38,655 | \$743 |
| Utilities | 357 | 357 | 362 | 366 | 368 | 368 | 372 | 372 | 372 | 377 | 379 | 383 | 369 | \$23,945,017 | \$64,818 | \$1,247 |
| Information | 3,734 | 3,712 | 3,708 | 3,623 | 3,598 | 3,602 | 3,671 | 3,644 | 3,668 | 3,649 | 3,663 | 3,653 | 3,660 | \$230,239,107 | \$62,900 | \$1,210 |
| Financial Activities | 7,881 | 7,901 | 7,896 | 7,999 | 7,988 | 8,112 | 8,321 | 8,307 | 8,288 | 8,092 | 8,120 | 8,139 | 8,087 | \$376,020,898 | \$46,497 | \$894 |
| Finance | 5,460 | 5,477 | 5,410 | 5,508 | 5,563 | 5,678 | 5,745 | 5,742 | 5,716 | 5,625 | 5,674 | 5,673 | 5,606 | \$287,579,813 | \$51,299 | \$987 |
| Insurance | 979 | 977 | 981 | 1,029 | 1,024 | 1,030 | 1,095 | 1,097 | 1,100 | 1,027 | 1,034 | 1,059 | 1,036 | \$43,796,010 | \$42,274 | \$813 |
| Real Estate & Rental & Leasing | 1,438 | 1,443 | 1,500 | 1,454 | 1,394 | 1,398 | 1,478 | 1,463 | 1,469 | 1,436 | 1,409 | 1,405 | 1,441 | \$44,516,292 | \$30,902 | \$594 |
| Professional & Business Services | 8,805 | 9,017 | 9,569 | 9,832 | 9,868 | 10,032 | 9,837 | 10,048 | 10,012 | 10,175 | 10,141 | 10,173 | 9,792 | \$336,858,346 | \$34,400 | \$662 |
| Professional, Scientific & Tech | 3,541 | 3,660 | 3,631 | 3,638 | 3,493 | 3,598 | 3,580 | 3,633 | 3,596 | 3,704 | 3,697 | 3,866 | 3,636 | \$162,390,049 | \$44,657 | \$859 |
| Mgt of Companies & Enterprises | 689 | 703 | 738 | 730 | 737 | 750 | 779 | 768 | 752 | 806 | 826 | 826 | 759 | \$43,941,996 | \$57,920 | \$1,114 |
| Adm, Support, Waste & Remed. | 4,575 | 4,654 | 5,200 | 5,464 | 5,638 | 5,684 | 5,478 | 5,647 | 5,664 | 5,665 | 5,618 | 5,481 | 5,397 | \$130,526,301 | \$24,183 | \$465 |
| Education & Health Services | 12,559 | 12,774 | 12,933 | 13,068 | 13,039 | 12,984 | 12,918 | 12,886 | 13,096 | 13,063 | 13,278 | 13,269 | 12,989 | \$430,173,060 | \$33,118 | \$637 |
| Education Services | 966 | 1,137 | 1,188 | 1,177 | 1,151 | 1,025 | 991 | 973 | 1,172 | 1,204 | 1,218 | 1,235 | 1,120 | \$27,689,656 | \$24,728 | \$476 |
| Healthcare & Social Assistance | 11,593 | 11,637 | 11,745 | 11,891 | 11,888 | 11,959 | 11,927 | 11,913 | 11,924 | 11,859 | 12,060 | 12,034 | 11,869 | \$402,483,404 | \$33,910 | \$652 |
| Leisure & Hospitality | 15,976 | 15,893 | 16,403 | 17,006 | 17,287 | 17,454 | 17,652 | 17,619 | 17,283 | 17,068 | 17,051 | 16,967 | 16,972 | \$233,127,710 | \$13,736 | \$264 |
| Arts, Entertain & Recreation | 3,320 | 3,361 | 3,603 | 3,834 | 4,009 | 4,199 | 4,176 | 4,064 | 3,878 | 3,702 | 3,538 | 3,433 | 3,760 | \$79,206,038 | \$21,067 | \$405 |
| Accommodation & Food Svcs | 12,656 | 12,532 | 12,800 | 13,172 | 13,278 | 13,255 | 13,476 | 13,555 | 13,405 | 13,366 | 13,513 | 13,534 | 13,212 | \$153,921,672 | \$11,650 | \$224 |
| Other Services (except Public Admin) | 4,252 | 4,310 | 4,373 | 4,440 | 4,458 | 4,533 | 4,410 | 4,428 | 4,363 | 4,386 | 4,400 | 4,371 | 4,394 | \$98,355,986 | \$22,386 | \$430 |
| Government | 13,969 | 14,098 | 14,063 | 14,093 | 14,324 | 13,735 | 9,615 | 11,482 | 14,124 | 14,094 | 14,386 | 14,393 | 13,531 | \$474,973,113 | \$35,102 | \$675 |
| Federal Government | 704 | 708 | 676 | 688 | 692 | 699 | 710 | 710 | 710 | 699 | 701 | 691 | 699 | \$40,946,059 | \$58,578 | \$1,127 |
| Postal Service | 510 | 512 | 487 | 502 | 505 | 509 | 518 | 518 | 520 | 511 | 512 | 508 | 509 | \$23,790,697 | \$46,709 | \$898 |
| State Government | 657 | 655 | 652 | 661 | 669 | 669 | 662 | 663 | 652 | 644 | 629 | 627 | 653 | \$18,138,068 | \$27,762 | \$534 |
| Local Government | 12,608 | 12,735 | 12,735 | 12,744 | 12,963 | 12,367 | 8,243 | 10,109 | 12,762 | 12,751 | 13,056 | 13,075 | 12,179 | \$415,888,986 | \$34,148 | \$657 |



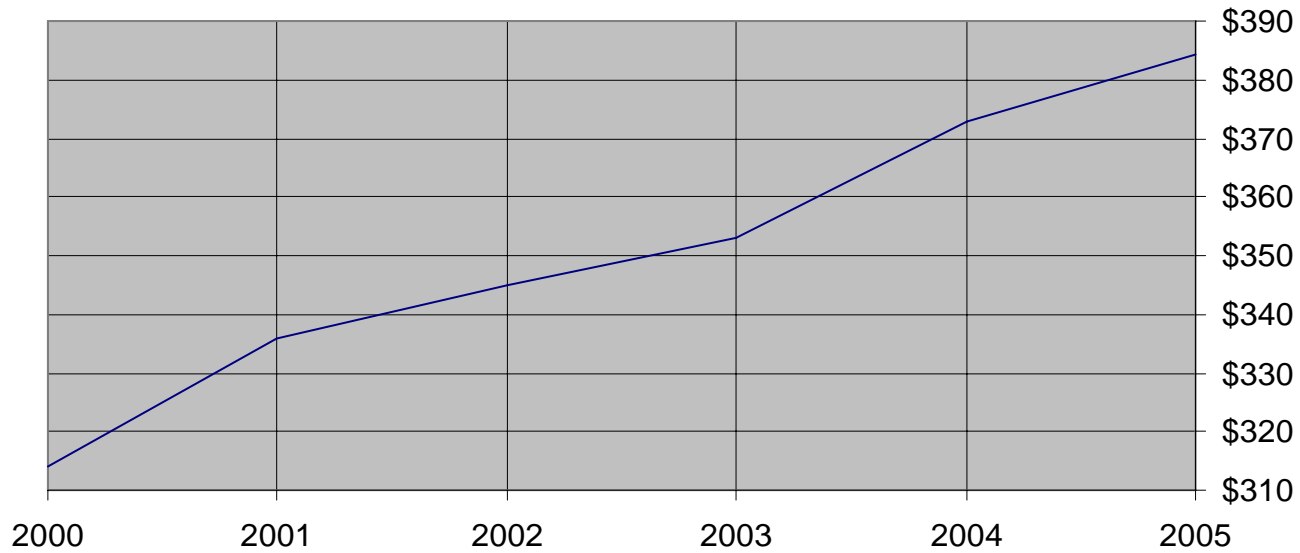
Saint Clair County Employment & Wages

| Industry | Jan | Feb | Mar | Apr | May | Jun | Jul | Aug | Sep | Oct | Nov | Dec | Ann. Avg. | Total Wages | Avg. Ann. Pay | Avg. Wkly Wage |
|--------------------------------------|-------|-------|-------|-------|-------|-------|-------|-------|-------|-------|-------|-------|-----------|--------------|---------------|----------------|
| TOTAL, All Industries | 2,151 | 2,164 | 2,220 | 2,173 | 2,179 | 2,255 | 2,099 | 2,002 | 2,199 | 2,168 | 2,169 | 2,176 | 2,163 | \$43,234,476 | \$19,989 | \$384 |
| Total Private | 1,423 | 1,437 | 1,469 | 1,422 | 1,432 | 1,507 | 1,456 | 1,429 | 1,462 | 1,445 | 1,440 | 1,453 | 1,448 | \$24,611,554 | \$16,998 | \$327 |
| Goods Producing | 120 | 124 | 131 | 125 | 126 | 144 | 135 | 133 | 139 | 143 | 138 | 138 | 133 | \$2,756,075 | \$20,722 | \$399 |
| Construction | 70 | 70 | 73 | 70 | 73 | 85 | 78 | 72 | 76 | 79 | 77 | 77 | 75 | \$1,388,176 | \$18,509 | \$356 |
| Service Providing | 1,302 | 1,312 | 1,337 | 1,295 | 1,302 | 1,353 | 1,310 | 1,285 | 1,316 | 1,295 | 1,296 | 1,313 | 1,310 | \$21,781,667 | \$16,631 | \$320 |
| Trade, Transportation & Utilities | 465 | 471 | 481 | 490 | 481 | 493 | 470 | 471 | 451 | 462 | 472 | 481 | 474 | \$8,872,693 | \$18,719 | \$360 |
| Retail Trade | 317 | 318 | 330 | 332 | 326 | 346 | 326 | 323 | 302 | 304 | 309 | 314 | 321 | \$4,750,520 | \$14,818 | \$285 |
| Transportation & Warehousing | 92 | 94 | 96 | 100 | 99 | 97 | 95 | 95 | 95 | 103 | 102 | 107 | 98 | \$3,503,358 | \$35,779 | \$688 |
| Information | 39 | 36 | 36 | 32 | 33 | 33 | 34 | 34 | 35 | 35 | 34 | 35 | 35 | \$590,302 | \$17,028 | \$327 |
| Financial Activities | 85 | 87 | 83 | 79 | 80 | 84 | 84 | 84 | 80 | 79 | 79 | 81 | 82 | \$1,879,544 | \$22,898 | \$440 |
| Finance | 70 | 69 | 67 | 66 | 67 | 71 | 71 | 70 | 67 | 66 | 66 | 68 | 68 | \$1,535,852 | \$22,531 | \$433 |
| Insurance | 13 | 15 | 13 | 10 | 10 | 10 | 10 | 10 | 9 | 9 | 9 | 9 | 11 | \$326,702 | \$30,869 | \$594 |
| Real Estate & Rental & Leasing | 2 | 3 | 3 | 3 | 3 | 3 | 3 | 4 | 4 | 4 | 4 | 4 | 3 | \$16,990 | \$5,097 | \$98 |
| Professional & Business Services | 160 | 159 | 178 | 159 | 161 | 188 | 176 | 168 | 198 | 195 | 188 | 195 | 177 | \$3,282,592 | \$18,537 | \$356 |
| Adm, Support, Waste & Remed. | 136 | 135 | 153 | 136 | 139 | 163 | 151 | 144 | 173 | 169 | 162 | 166 | 152 | \$2,833,220 | \$18,609 | \$358 |
| Education & Health Services | 334 | 331 | 331 | 312 | 322 | 321 | 319 | 314 | 326 | 328 | 320 | 327 | 324 | \$5,513,462 | \$17,030 | \$327 |
| Leisure & Hospitality | 129 | 135 | 132 | 129 | 133 | 146 | 144 | 141 | 143 | 120 | 123 | 122 | 133 | \$763,904 | \$5,740 | \$110 |
| Other Services (except Public Admin) | 90 | 93 | 96 | 94 | 92 | 88 | 83 | 73 | 83 | 76 | 80 | 72 | 85 | \$879,170 | \$10,343 | \$199 |
| Government | 728 | 727 | 751 | 751 | 747 | 748 | 643 | 573 | 737 | 723 | 729 | 723 | 715 | \$18,622,922 | \$26,046 | \$501 |
| Federal Government | 39 | 37 | 37 | 36 | 33 | 31 | 35 | 35 | 37 | 36 | 38 | 34 | 36 | \$1,149,941 | \$32,241 | \$620 |
| Postal Service | 28 | 26 | 26 | 26 | 25 | 25 | 26 | 26 | 28 | 28 | 29 | 28 | 27 | \$876,102 | \$32,751 | \$630 |
| State Government | 38 | 38 | 37 | 37 | 37 | 37 | 38 | 38 | 38 | 38 | 38 | 38 | 38 | \$1,180,645 | \$31,345 | \$603 |
| Local Government | 651 | 652 | 677 | 678 | 677 | 680 | 570 | 500 | 662 | 649 | 653 | 651 | 642 | \$16,292,336 | \$25,391 | \$488 |

Average Annual Employment, 2000-2005



Average Weekly Wage, 2000-2005



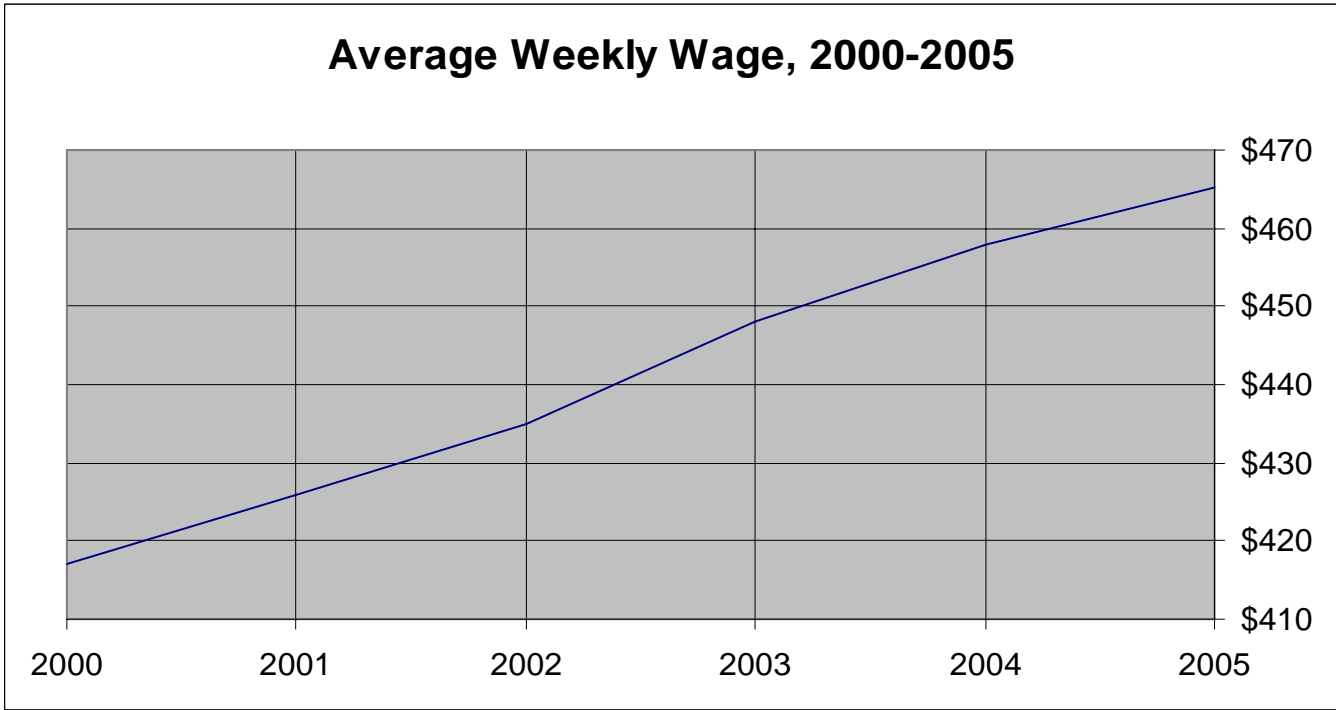
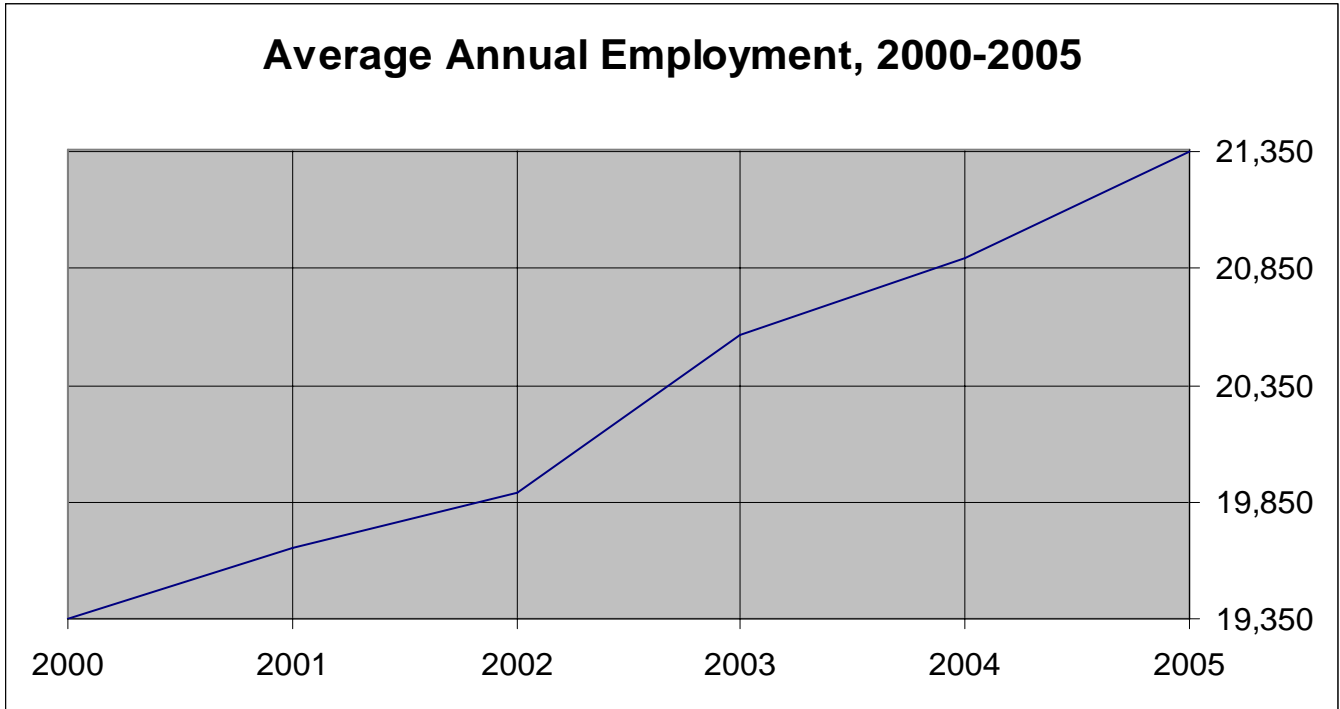
St. Clair



Saint Francois County Employment & Wages

| Industry | Jan | Feb | Mar | Apr | May | Jun | Jul | Aug | Sep | Oct | Nov | Dec | Ann. Avg. | Total Wages | Avg. Ann. Pay | Avg. Wkly Wage |
|------------------------------------|--------|--------|--------|--------|--------|--------|--------|--------|--------|--------|--------|--------|-----------|---------------|---------------|----------------|
| TOTAL, All Industries | 20,926 | 20,989 | 21,358 | 21,863 | 21,941 | 21,877 | 20,413 | 21,070 | 21,367 | 21,396 | 21,484 | 21,571 | 21,355 | \$516,516,841 | \$24,188 | \$465 |
| Total Private | 15,325 | 15,351 | 15,595 | 16,136 | 16,171 | 16,190 | 15,897 | 15,985 | 15,899 | 15,716 | 15,756 | 15,794 | 15,818 | \$368,347,252 | \$23,287 | \$448 |
| Goods Producing | 3,428 | 3,435 | 3,512 | 3,587 | 3,601 | 3,681 | 3,421 | 3,631 | 3,675 | 3,536 | 3,534 | 3,507 | 3,546 | \$103,700,825 | \$29,247 | \$562 |
| Natural Resources & Mining | 68 | 69 | 71 | 79 | 79 | 89 | 88 | 93 | 88 | 79 | 80 | 81 | 80 | \$2,784,102 | \$34,657 | \$666 |
| Construction | 1,003 | 1,006 | 1,035 | 1,076 | 1,085 | 1,094 | 1,071 | 1,093 | 1,143 | 1,095 | 1,102 | 1,064 | 1,072 | \$31,722,410 | \$29,585 | \$569 |
| Manufacturing | 2,357 | 2,360 | 2,406 | 2,432 | 2,437 | 2,498 | 2,262 | 2,445 | 2,444 | 2,362 | 2,352 | 2,362 | 2,393 | \$69,194,313 | \$28,914 | \$556 |
| Service Providing | 11,871 | 11,890 | 12,052 | 12,511 | 12,529 | 12,470 | 12,438 | 12,318 | 12,192 | 12,142 | 12,188 | 12,255 | 12,238 | \$263,775,074 | \$21,554 | \$414 |
| Trade, Transportation & Utilities | 4,241 | 4,220 | 4,252 | 4,403 | 4,420 | 4,364 | 4,079 | 4,030 | 4,032 | 3,940 | 4,008 | 4,082 | 4,173 | \$90,610,546 | \$21,716 | \$418 |
| Wholesale Trade | 743 | 748 | 750 | 889 | 898 | 902 | 583 | 574 | 563 | 560 | 554 | 577 | 695 | \$17,574,027 | \$25,283 | \$486 |
| Retail Trade | 2,987 | 2,941 | 2,971 | 3,010 | 3,025 | 2,979 | 3,009 | 2,985 | 2,982 | 2,880 | 2,960 | 3,006 | 2,978 | \$56,930,890 | \$19,118 | \$368 |
| Transportation & Warehousing | 404 | 425 | 424 | 401 | 392 | 376 | 381 | 364 | 378 | 393 | 386 | 389 | 393 | \$9,671,442 | \$24,625 | \$474 |
| Utilities | 107 | 106 | 107 | 103 | 105 | 107 | 106 | 107 | 109 | 107 | 108 | 110 | 107 | \$6,434,187 | \$60,226 | \$1,158 |
| Information | 202 | 199 | 201 | 200 | 204 | 211 | 201 | 203 | 202 | 207 | 196 | 207 | 203 | \$5,727,689 | \$28,250 | \$543 |
| Financial Activities | 879 | 871 | 863 | 895 | 888 | 888 | 956 | 940 | 937 | 976 | 983 | 979 | 921 | \$29,530,391 | \$32,055 | \$616 |
| Finance | 394 | 396 | 389 | 409 | 416 | 416 | 412 | 406 | 410 | 405 | 411 | 415 | 407 | \$12,682,712 | \$31,193 | \$600 |
| Insurance | 245 | 251 | 253 | 255 | 253 | 261 | 335 | 330 | 332 | 370 | 367 | 364 | 301 | \$11,058,565 | \$36,699 | \$706 |
| Real Estate & Rental & Leasing | 240 | 224 | 221 | 231 | 219 | 211 | 209 | 204 | 195 | 201 | 205 | 200 | 213 | \$5,789,114 | \$27,136 | \$522 |
| Professional & Business Services | 699 | 714 | 750 | 809 | 806 | 802 | 834 | 848 | 849 | 787 | 782 | 782 | 789 | \$19,394,851 | \$24,597 | \$473 |
| Professional, Scientific & Tech | 299 | 306 | 306 | 291 | 274 | 270 | 267 | 266 | 262 | 270 | 275 | 270 | 280 | \$8,053,050 | \$28,795 | \$554 |
| Mgt of Companies & Enterprises | 22 | 23 | 23 | 23 | 24 | 24 | 22 | 23 | 24 | 24 | 24 | 24 | 23 | \$1,430,606 | \$61,312 | \$1,179 |
| Adm, Support, Waste & Remed. | 378 | 385 | 421 | 495 | 508 | 508 | 545 | 559 | 563 | 493 | 483 | 488 | 486 | \$9,911,195 | \$20,414 | \$393 |
| Education & Health Services | 3,381 | 3,412 | 3,453 | 3,498 | 3,494 | 3,491 | 3,507 | 3,539 | 3,512 | 3,552 | 3,575 | 3,608 | 3,502 | \$87,670,415 | \$25,036 | \$481 |
| Education Services | 33 | 35 | 35 | 30 | 32 | 33 | 18 | 20 | 28 | 26 | 26 | 24 | 28 | \$132,936 | \$4,692 | \$90 |
| Healthcare & Social Assistance | 3,348 | 3,377 | 3,418 | 3,468 | 3,462 | 3,458 | 3,489 | 3,519 | 3,484 | 3,526 | 3,549 | 3,584 | 3,474 | \$87,537,479 | \$25,202 | \$485 |
| Leisure & Hospitality | 1,816 | 1,810 | 1,870 | 2,035 | 2,054 | 2,039 | 2,201 | 2,079 | 1,995 | 2,031 | 2,004 | 1,939 | 1,989 | \$20,134,340 | \$10,121 | \$195 |
| Arts, Entertain & Recreation | 73 | 82 | 92 | 127 | 130 | 146 | 132 | 131 | 122 | 114 | 106 | 92 | 112 | \$1,047,682 | \$9,333 | \$179 |
| Accommodation & Food Svcs | 1,743 | 1,728 | 1,778 | 1,908 | 1,924 | 1,893 | 2,069 | 1,948 | 1,873 | 1,917 | 1,898 | 1,847 | 1,877 | \$19,086,658 | \$10,168 | \$196 |
| Other Services (except Public Adm) | 653 | 664 | 663 | 671 | 663 | 675 | 660 | 679 | 665 | 649 | 640 | 658 | 662 | \$10,706,842 | \$16,182 | \$311 |
| Government | 5,601 | 5,638 | 5,763 | 5,727 | 5,770 | 5,687 | 4,516 | 5,085 | 5,468 | 5,680 | 5,728 | 5,777 | 5,537 | \$148,169,589 | \$26,762 | \$515 |
| Federal Government | 137 | 134 | 137 | 134 | 138 | 133 | 135 | 137 | 146 | 141 | 143 | 133 | 137 | \$6,143,565 | \$44,735 | \$860 |
| Postal Service | 93 | 92 | 92 | 90 | 93 | 93 | 95 | 97 | 96 | 97 | 98 | 94 | 94 | \$3,902,192 | \$41,439 | \$797 |
| State Government | 2,628 | 2,634 | 2,635 | 2,630 | 2,665 | 2,637 | 2,655 | 2,641 | 2,596 | 2,591 | 2,599 | 2,625 | 2,628 | \$66,918,934 | \$25,464 | \$490 |
| Local Government | 2,836 | 2,870 | 2,991 | 2,963 | 2,967 | 2,917 | 1,726 | 2,307 | 2,726 | 2,948 | 2,986 | 3,019 | 2,771 | \$75,107,090 | \$27,101 | \$521 |

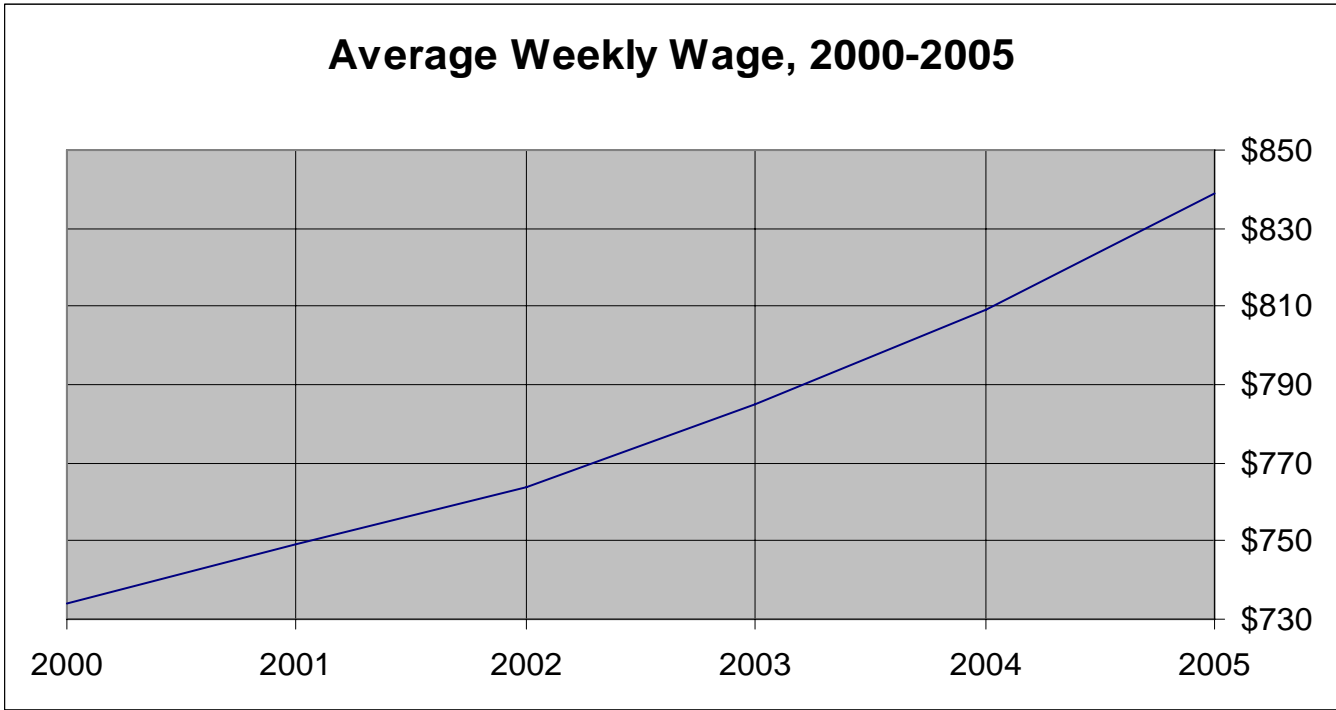
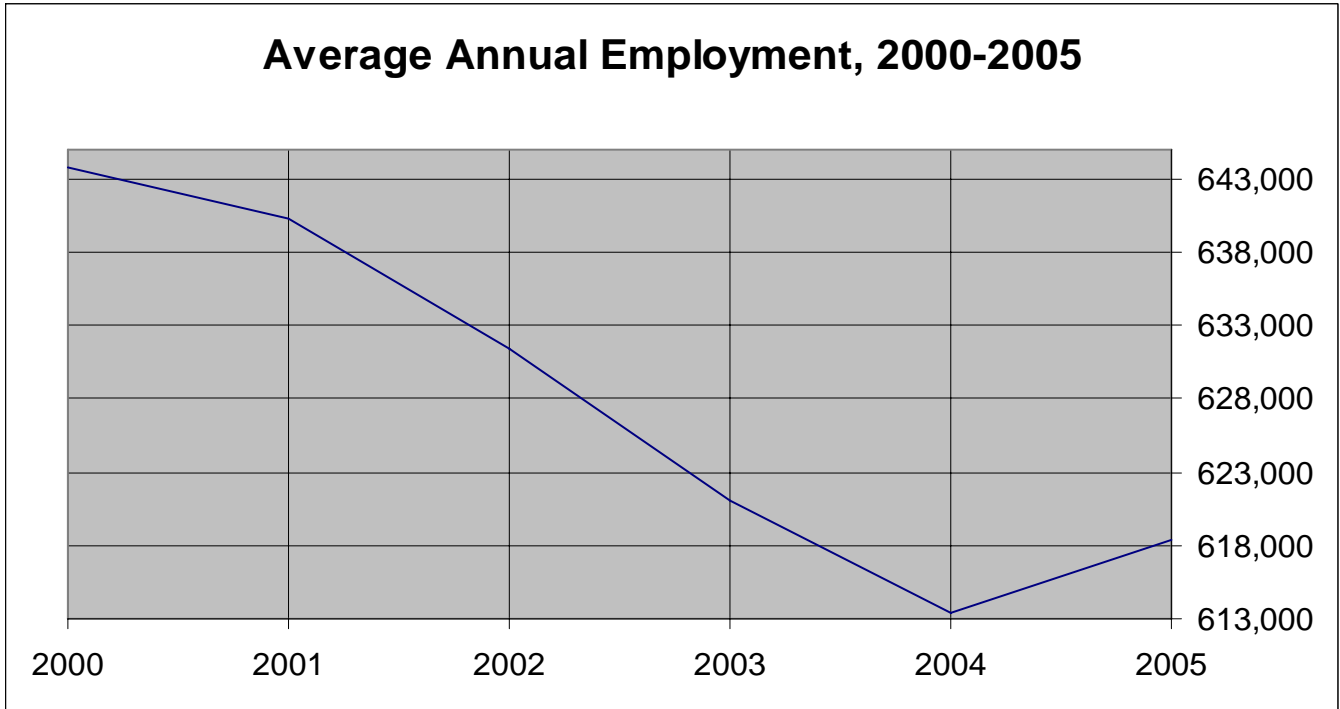




Saint Louis County Employment & Wages

| Industry | Jan | Feb | Mar | Apr | May | Jun | Jul | Aug | Sep | Oct | Nov | Dec | Ann. Avg. | Total Wages | Avg. Ann. Pay | Avg. Wkly Wage |
|------------------------------------|---------|---------|---------|---------|---------|---------|---------|---------|---------|---------|---------|---------|-----------|------------------|---------------|----------------|
| TOTAL, All Industries | 606,146 | 607,846 | 612,582 | 620,563 | 621,347 | 625,748 | 612,967 | 617,916 | 622,335 | 621,898 | 624,702 | 627,203 | 618,438 | \$26,973,523,101 | \$43,616 | \$839 |
| Total Private | 549,666 | 550,686 | 555,360 | 563,300 | 563,737 | 569,007 | 563,731 | 567,071 | 565,804 | 565,066 | 567,495 | 570,429 | 562,613 | \$24,832,225,591 | \$44,137 | \$849 |
| Goods Producing | 94,905 | 94,847 | 96,010 | 97,263 | 97,715 | 98,673 | 94,089 | 98,617 | 98,903 | 97,685 | 97,922 | 97,003 | 96,969 | \$5,560,143,727 | \$57,339 | \$1,103 |
| Natural Resources & Mining | 554 | 566 | 572 | 575 | 576 | 586 | 595 | 586 | 592 | 596 | 602 | 601 | 583 | \$72,941,595 | \$125,025 | \$2,404 |
| Construction | 32,474 | 32,687 | 33,909 | 34,736 | 35,239 | 35,987 | 36,781 | 36,846 | 36,619 | 35,915 | 35,701 | 34,993 | 35,157 | \$1,767,869,523 | \$50,285 | \$967 |
| Manufacturing | 61,877 | 61,594 | 61,529 | 61,952 | 61,900 | 62,100 | 56,713 | 61,185 | 61,692 | 61,174 | 61,619 | 61,409 | 61,229 | \$3,719,332,609 | \$60,745 | \$1,168 |
| Service Providing | 454,414 | 455,453 | 458,883 | 465,473 | 465,436 | 469,795 | 469,144 | 467,991 | 466,435 | 466,935 | 469,145 | 473,011 | 465,176 | \$19,257,899,291 | \$41,399 | \$796 |
| Trade, Transportation & Utilities | 126,641 | 124,630 | 124,935 | 125,381 | 125,600 | 126,616 | 126,942 | 126,881 | 125,811 | 126,763 | 129,647 | 131,997 | 126,820 | \$4,575,336,898 | \$36,077 | \$694 |
| Wholesale Trade | 31,684 | 31,654 | 31,689 | 31,746 | 31,702 | 31,968 | 32,080 | 31,974 | 31,824 | 31,713 | 31,846 | 31,961 | 31,820 | \$1,886,829,023 | \$59,297 | \$1,140 |
| Retail Trade | 74,819 | 72,926 | 73,051 | 73,604 | 73,809 | 74,554 | 74,809 | 74,839 | 73,804 | 75,012 | 77,625 | 79,312 | 74,847 | \$1,830,257,409 | \$24,453 | \$470 |
| Transportation & Warehousing | 19,483 | 19,404 | 19,563 | 19,390 | 19,443 | 19,453 | 19,389 | 19,400 | 19,524 | 19,385 | 19,524 | 20,041 | 19,500 | \$817,946,436 | \$41,946 | \$807 |
| Utilities | 655 | 646 | 632 | 641 | 646 | 641 | 664 | 668 | 659 | 653 | 652 | 683 | 653 | \$40,304,030 | \$61,690 | \$1,186 |
| Information | 16,563 | 16,517 | 16,513 | 16,688 | 16,613 | 16,726 | 16,902 | 16,808 | 16,720 | 16,693 | 16,644 | 16,697 | 16,674 | \$1,001,164,906 | \$60,045 | \$1,155 |
| Financial Activities | 42,581 | 42,798 | 42,926 | 43,422 | 43,323 | 43,862 | 44,331 | 44,249 | 44,241 | 44,207 | 44,142 | 44,244 | 43,694 | \$2,373,507,290 | \$54,321 | \$1,045 |
| Finance | 16,165 | 16,232 | 16,291 | 16,386 | 16,373 | 16,605 | 16,704 | 16,754 | 16,774 | 16,870 | 16,960 | 17,015 | 16,594 | \$1,064,022,004 | \$64,121 | \$1,233 |
| Insurance | 14,202 | 14,282 | 14,289 | 14,359 | 14,365 | 14,392 | 14,390 | 14,428 | 14,605 | 14,509 | 14,480 | 14,552 | 14,404 | \$854,990,624 | \$59,356 | \$1,141 |
| Real Estate & Rental & Leasing | 12,011 | 12,087 | 12,148 | 12,473 | 12,380 | 12,651 | 13,028 | 12,864 | 12,658 | 12,621 | 12,504 | 12,471 | 12,491 | \$441,639,674 | \$35,356 | \$680 |
| Professional & Business Services | 102,193 | 102,696 | 103,710 | 105,800 | 105,241 | 106,492 | 105,406 | 105,307 | 105,160 | 105,683 | 105,754 | 106,156 | 104,967 | \$5,959,966,938 | \$56,780 | \$1,092 |
| Professional, Scientific & Tech | 41,235 | 41,450 | 41,411 | 41,970 | 40,986 | 41,556 | 40,892 | 40,916 | 40,765 | 40,875 | 41,112 | 41,699 | 41,239 | \$2,681,817,284 | \$65,031 | \$1,251 |
| Mgt of Companies & Enterprises | 26,213 | 26,299 | 26,406 | 26,353 | 26,369 | 26,638 | 26,849 | 26,784 | 26,614 | 26,689 | 26,749 | 26,975 | 26,578 | \$2,140,353,523 | \$80,531 | \$1,549 |
| Adm, Support, Waste & Remed. | 34,745 | 34,947 | 35,893 | 37,477 | 37,886 | 38,298 | 37,665 | 37,607 | 37,781 | 38,119 | 37,893 | 37,482 | 37,149 | \$1,137,796,131 | \$30,628 | \$589 |
| Education & Health Services | 89,448 | 91,265 | 91,407 | 92,343 | 91,468 | 90,941 | 90,806 | 90,341 | 92,339 | 93,377 | 93,647 | 93,989 | 91,781 | \$3,800,764,369 | \$41,411 | \$796 |
| Education Services | 19,309 | 21,016 | 20,823 | 21,311 | 20,465 | 19,200 | 19,086 | 18,665 | 20,885 | 21,594 | 21,618 | 21,671 | 20,470 | \$954,312,718 | \$46,619 | \$897 |
| Healthcare & Social Assistance | 70,139 | 70,249 | 70,584 | 71,032 | 71,003 | 71,741 | 71,720 | 71,676 | 71,454 | 71,783 | 72,029 | 72,318 | 71,311 | \$2,846,451,651 | \$39,916 | \$768 |
| Leisure & Hospitality | 56,744 | 56,997 | 58,628 | 61,014 | 62,513 | 64,210 | 63,893 | 63,629 | 61,944 | 60,030 | 59,238 | 59,591 | 60,703 | \$1,020,114,837 | \$16,805 | \$323 |
| Arts, Entertain & Recreation | 7,885 | 8,310 | 9,033 | 9,999 | 10,969 | 12,488 | 12,755 | 12,279 | 10,896 | 9,990 | 9,088 | 8,938 | 10,219 | \$300,370,656 | \$29,393 | \$565 |
| Accommodation & Food Svcs | 48,859 | 48,687 | 49,595 | 51,015 | 51,544 | 51,722 | 51,138 | 51,350 | 51,048 | 50,040 | 50,150 | 50,653 | 50,483 | \$719,744,181 | \$14,257 | \$274 |
| Other Services (except Public Adm) | 20,244 | 20,550 | 20,764 | 20,825 | 20,678 | 20,948 | 20,864 | 20,776 | 20,220 | 20,182 | 20,073 | 20,337 | 20,538 | \$527,044,053 | \$25,661 | \$493 |
| Government | 56,480 | 57,160 | 57,222 | 57,263 | 57,610 | 56,741 | 49,236 | 50,845 | 56,531 | 56,832 | 57,207 | 56,774 | 55,825 | \$2,141,297,510 | \$38,357 | \$738 |
| Federal Government | 5,912 | 5,920 | 5,879 | 5,840 | 5,827 | 5,817 | 5,804 | 5,812 | 5,778 | 5,792 | 5,784 | 5,747 | 5,826 | \$289,054,122 | \$49,615 | \$954 |
| Postal Service | 1,578 | 1,588 | 1,582 | 1,542 | 1,541 | 1,563 | 1,524 | 1,568 | 1,564 | 1,584 | 1,584 | 1,590 | 1,567 | \$78,651,726 | \$50,182 | \$965 |
| State Government | 7,457 | 7,594 | 7,612 | 7,656 | 7,669 | 7,398 | 7,377 | 7,243 | 7,430 | 7,451 | 7,399 | 7,309 | 7,466 | \$229,622,853 | \$30,755 | \$591 |
| Local Government | 43,111 | 43,646 | 43,731 | 43,767 | 44,114 | 43,526 | 36,055 | 37,790 | 43,323 | 43,589 | 44,024 | 43,718 | 42,533 | \$1,622,620,535 | \$38,150 | \$734 |



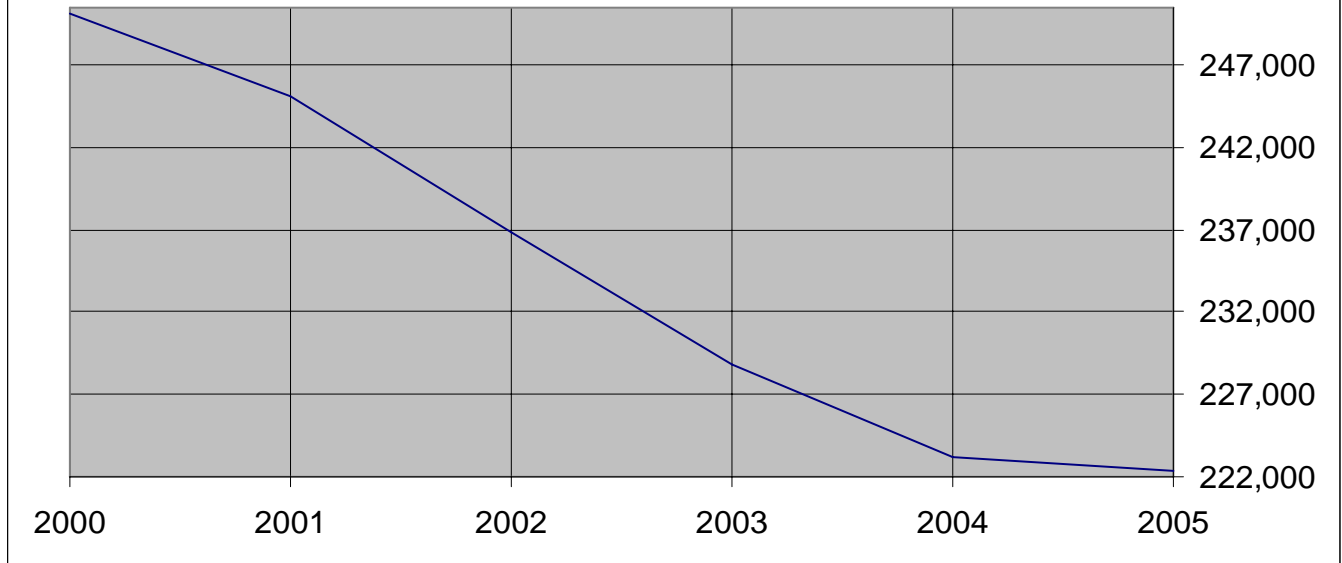


Saint Louis City Employment & Wages

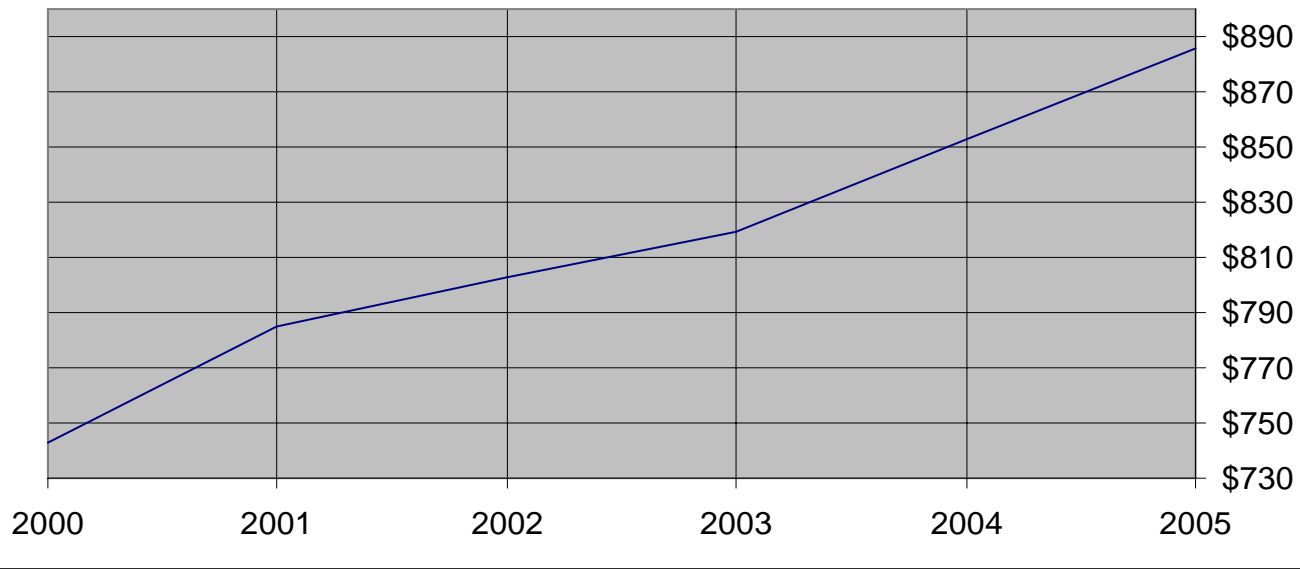
| Industry | Jan | Feb | Mar | Apr | May | Jun | Jul | Aug | Sep | Oct | Nov | Dec | Ann. Avg. | Total Wages | Avg. Ann. Pay | Avg. Wkly Wage |
|--------------------------------------|---------|---------|---------|---------|---------|---------|---------|---------|---------|---------|---------|---------|-----------|------------------|---------------|----------------|
| TOTAL, All Industries | 218,108 | 218,748 | 219,748 | 223,371 | 223,122 | 223,858 | 222,867 | 224,831 | 224,159 | 223,966 | 222,618 | 223,143 | 222,378 | \$10,243,443,446 | \$46,063 | \$886 |
| Total Private | 182,287 | 182,590 | 183,791 | 186,706 | 186,797 | 187,651 | 188,048 | 188,502 | 188,099 | 188,179 | 186,631 | 187,059 | 186,362 | \$8,694,241,831 | \$46,653 | \$897 |
| Goods Producing | 31,623 | 31,501 | 31,539 | 32,020 | 32,185 | 32,284 | 32,526 | 32,647 | 32,284 | 32,320 | 32,149 | 32,401 | 32,123 | \$1,875,065,240 | \$58,371 | \$1,123 |
| Manufacturing | 24,259 | 24,225 | 24,207 | 24,251 | 24,310 | 24,351 | 24,211 | 24,265 | 24,035 | 24,312 | 24,176 | 24,410 | 24,251 | \$1,378,722,344 | \$56,852 | \$1,093 |
| Service Providing | 150,470 | 150,895 | 152,048 | 154,482 | 154,405 | 155,146 | 155,292 | 155,631 | 155,599 | 155,650 | 154,277 | 154,455 | 154,029 | \$6,814,548,187 | \$44,242 | \$851 |
| Trade, Transportation & Utilities | 27,983 | 27,360 | 27,554 | 27,614 | 27,687 | 27,477 | 26,970 | 27,123 | 27,307 | 27,442 | 27,588 | 27,896 | 27,500 | \$1,096,553,362 | \$39,875 | \$767 |
| Wholesale Trade | 10,250 | 9,692 | 9,754 | 9,832 | 9,803 | 9,866 | 9,691 | 9,776 | 9,778 | 9,747 | 9,759 | 9,809 | 9,813 | \$500,048,206 | \$50,957 | \$980 |
| Retail Trade | 9,312 | 9,314 | 9,355 | 9,345 | 9,461 | 9,389 | 9,440 | 9,469 | 9,427 | 9,693 | 9,793 | 9,989 | 9,499 | \$246,343,606 | \$25,934 | \$499 |
| Information | 4,560 | 4,681 | 4,687 | 4,752 | 4,701 | 4,728 | 4,646 | 4,598 | 4,660 | 4,785 | 4,688 | 4,626 | 4,676 | \$283,200,643 | \$60,565 | \$1,165 |
| Financial Activities | 11,617 | 11,620 | 11,594 | 11,611 | 11,536 | 11,633 | 11,665 | 11,667 | 11,592 | 11,567 | 11,574 | 11,574 | 11,604 | \$606,680,499 | \$52,281 | \$1,005 |
| Finance | 6,620 | 6,589 | 6,563 | 6,559 | 6,520 | 6,574 | 6,571 | 6,592 | 6,579 | 6,540 | 6,515 | 6,535 | 6,563 | \$388,229,876 | \$59,154 | \$1,138 |
| Insurance | 2,236 | 2,226 | 2,227 | 2,224 | 2,218 | 2,210 | 2,235 | 2,255 | 2,234 | 2,210 | 2,217 | 2,229 | 2,227 | \$125,192,260 | \$56,222 | \$1,081 |
| Real Estate & Rental & Leasing | 2,671 | 2,716 | 2,710 | 2,734 | 2,710 | 2,756 | 2,769 | 2,733 | 2,690 | 2,737 | 2,763 | 2,730 | 2,727 | \$89,721,710 | \$32,906 | \$633 |
| Professional & Business Services | 40,027 | 40,172 | 40,541 | 40,843 | 40,483 | 40,737 | 40,847 | 40,997 | 40,683 | 40,761 | 41,081 | 41,029 | 40,683 | \$2,631,819,113 | \$64,690 | \$1,244 |
| Professional, Scientific & Tech | 14,138 | 14,257 | 14,177 | 14,239 | 13,953 | 14,200 | 14,114 | 13,988 | 13,955 | 14,223 | 14,327 | 14,596 | 14,181 | \$891,297,769 | \$62,853 | \$1,209 |
| Mgt of Companies & Enterprises | 15,790 | 15,590 | 15,584 | 15,569 | 15,568 | 15,619 | 15,695 | 15,625 | 15,462 | 15,336 | 15,431 | 15,421 | 15,558 | \$1,500,135,820 | \$96,425 | \$1,854 |
| Adm, Support, Waste & Remed. | 10,099 | 10,325 | 10,780 | 11,035 | 10,962 | 10,918 | 11,038 | 11,384 | 11,266 | 11,202 | 11,323 | 11,012 | 10,945 | \$240,385,524 | \$21,962 | \$422 |
| Education & Health Services | 39,097 | 39,349 | 39,303 | 39,195 | 39,118 | 39,446 | 39,445 | 39,459 | 39,474 | 39,535 | 39,609 | 39,538 | 39,381 | \$1,466,165,067 | \$37,231 | \$716 |
| Leisure & Hospitality | 19,920 | 20,347 | 20,952 | 22,966 | 23,410 | 23,492 | 24,143 | 24,302 | 24,414 | 24,046 | 22,226 | 22,154 | 22,698 | \$515,321,479 | \$22,704 | \$437 |
| Arts, Entertain & Recreation | 3,590 | 3,717 | 3,824 | 4,396 | 4,524 | 4,608 | 4,899 | 4,590 | 4,630 | 4,755 | 4,025 | 4,211 | 4,314 | \$234,212,957 | \$54,290 | \$1,044 |
| Accommodation & Food Svcs | 16,330 | 16,630 | 17,128 | 18,570 | 18,886 | 18,884 | 19,244 | 19,712 | 19,784 | 19,291 | 18,201 | 17,943 | 18,384 | \$281,108,522 | \$15,291 | \$294 |
| Other Services (except Public Admin) | 7,266 | 7,366 | 7,417 | 7,501 | 7,470 | 7,633 | 7,576 | 7,485 | 7,469 | 7,514 | 7,511 | 7,638 | 7,487 | \$214,808,024 | \$28,690 | \$552 |
| Government | 35,821 | 36,158 | 35,957 | 36,665 | 36,325 | 36,207 | 34,819 | 36,329 | 36,060 | 35,787 | 35,987 | 36,084 | 36,017 | \$1,549,201,615 | \$43,014 | \$827 |
| Federal Government | 12,288 | 12,296 | 12,272 | 12,173 | 12,164 | 12,111 | 12,135 | 12,134 | 12,142 | 12,229 | 12,316 | 12,449 | 12,226 | \$664,299,596 | \$54,336 | \$1,045 |
| Postal Service | 5,474 | 5,531 | 5,523 | 5,462 | 5,497 | 5,436 | 5,421 | 5,425 | 5,484 | 5,535 | 5,600 | 5,745 | 5,511 | \$287,977,994 | \$52,254 | \$1,005 |
| State Government | 4,990 | 5,062 | 5,025 | 5,096 | 5,090 | 5,024 | 4,818 | 4,829 | 4,876 | 4,917 | 4,854 | 4,823 | 4,950 | \$139,580,252 | \$28,196 | \$542 |
| Local Government | 18,543 | 18,800 | 18,660 | 19,396 | 19,071 | 19,072 | 17,866 | 19,366 | 19,042 | 18,641 | 18,817 | 18,812 | 18,841 | \$745,321,767 | \$39,560 | \$761 |



Average Annual Employment, 2000-2005



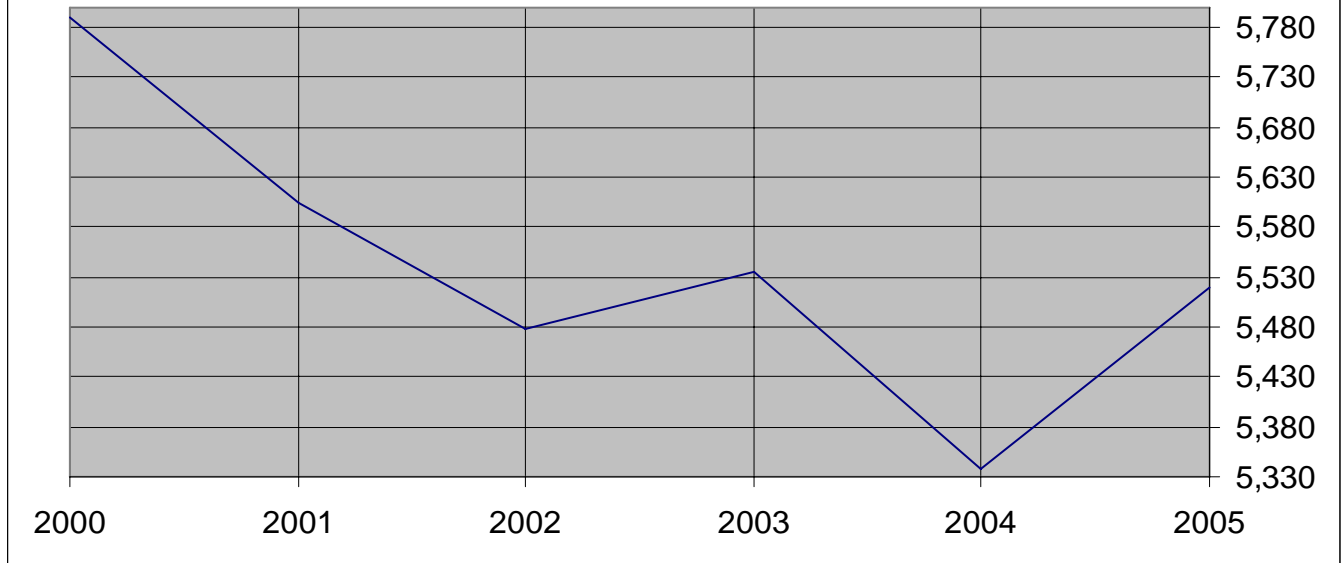
Average Weekly Wage, 2000-2005



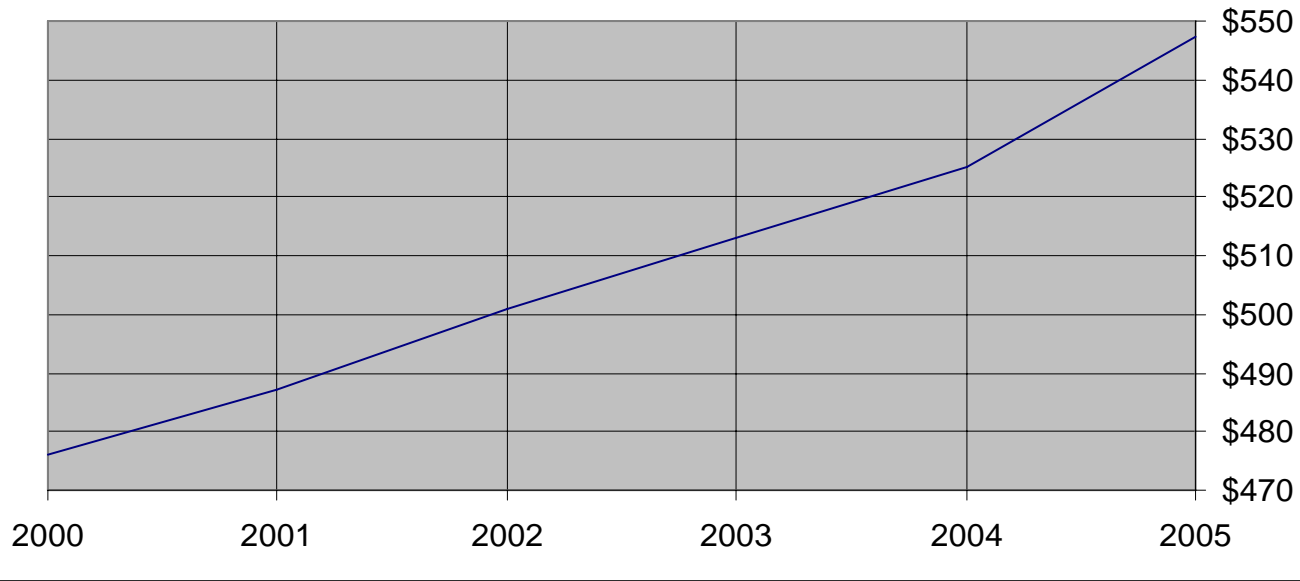
Ste. Genevieve County Employment & Wages

| Industry | Jan | Feb | Mar | Apr | May | Jun | Jul | Aug | Sep | Oct | Nov | Dec | Ann. Avg. | Total Wages | Avg. Ann. Pay | Avg. Wkly Wage |
|--------------------------------------|-------|-------|-------|-------|-------|-------|-------|-------|-------|-------|-------|-------|-----------|---------------|---------------|----------------|
| TOTAL, All Industries | 5,268 | 5,305 | 5,368 | 5,463 | 5,500 | 5,592 | 5,448 | 5,472 | 5,632 | 5,680 | 5,748 | 5,767 | 5,520 | \$157,109,931 | \$28,461 | \$547 |
| Total Private | 4,343 | 4,377 | 4,442 | 4,537 | 4,569 | 4,640 | 4,689 | 4,659 | 4,693 | 4,756 | 4,817 | 4,828 | 4,613 | \$131,281,929 | \$28,462 | \$547 |
| Goods Producing | 2,140 | 2,167 | 2,196 | 2,228 | 2,239 | 2,297 | 2,288 | 2,283 | 2,280 | 2,342 | 2,367 | 2,362 | 2,266 | \$81,275,917 | \$35,872 | \$690 |
| Natural Resources & Mining | 202 | 218 | 227 | 243 | 239 | 237 | 241 | 240 | 241 | 244 | 244 | 246 | 235 | \$9,902,846 | \$42,110 | \$810 |
| Construction | 450 | 458 | 491 | 495 | 517 | 539 | 521 | 506 | 513 | 526 | 547 | 543 | 509 | \$19,602,096 | \$38,524 | \$741 |
| Manufacturing | 1,488 | 1,491 | 1,478 | 1,490 | 1,483 | 1,521 | 1,526 | 1,537 | 1,526 | 1,572 | 1,576 | 1,573 | 1,522 | \$51,770,975 | \$34,021 | \$654 |
| Service Providing | 2,170 | 2,176 | 2,211 | 2,271 | 2,291 | 2,303 | 2,362 | 2,336 | 2,374 | 2,376 | 2,411 | 2,429 | 2,309 | \$49,123,749 | \$21,273 | \$409 |
| Trade, Transportation & Utilities | 888 | 877 | 881 | 886 | 909 | 882 | 911 | 898 | 936 | 937 | 944 | 941 | 908 | \$25,541,393 | \$28,145 | \$541 |
| Retail Trade | 478 | 462 | 459 | 453 | 477 | 487 | 479 | 481 | 482 | 501 | 504 | 500 | 480 | \$9,385,610 | \$19,543 | \$376 |
| Transportation & Warehousing | 193 | 191 | 197 | 210 | 212 | 178 | 211 | 198 | 238 | 222 | 226 | 225 | 208 | \$7,910,644 | \$37,956 | \$730 |
| Information | 27 | 27 | 26 | 26 | 26 | 25 | 24 | 24 | 25 | 26 | 26 | 25 | 26 | \$686,732 | \$26,843 | \$516 |
| Financial Activities | 198 | 194 | 194 | 195 | 190 | 202 | 214 | 212 | 215 | 203 | 194 | 199 | 201 | \$4,541,392 | \$22,613 | \$435 |
| Finance | 81 | 81 | 80 | 80 | 81 | 79 | 81 | 80 | 80 | 89 | 85 | 87 | 82 | \$2,080,331 | \$25,370 | \$488 |
| Insurance | 52 | 50 | 49 | 51 | 50 | 52 | 56 | 57 | 58 | 58 | 55 | 56 | 54 | \$1,536,753 | \$28,635 | \$551 |
| Real Estate & Rental & Leasing | 65 | 63 | 65 | 64 | 59 | 71 | 77 | 75 | 77 | 56 | 54 | 56 | 65 | \$924,308 | \$14,184 | \$273 |
| Professional & Business Services | 122 | 127 | 134 | 142 | 151 | 177 | 182 | 169 | 175 | 183 | 174 | 190 | 161 | \$4,396,404 | \$27,392 | \$527 |
| Adm, Support, Waste & Remed. | 52 | 58 | 60 | 76 | 79 | 104 | 106 | 91 | 99 | 106 | 92 | 103 | 86 | \$1,738,541 | \$20,334 | \$391 |
| Education & Health Services | 422 | 430 | 437 | 437 | 440 | 449 | 472 | 461 | 471 | 465 | 474 | 487 | 454 | \$8,719,229 | \$19,216 | \$370 |
| Leisure & Hospitality | 341 | 340 | 355 | 400 | 401 | 382 | 387 | 396 | 370 | 385 | 416 | 407 | 382 | \$2,906,098 | \$7,614 | \$146 |
| Arts, Entertain & Recreation | 22 | 21 | 32 | 40 | 45 | 37 | 36 | 37 | 35 | 38 | 34 | 28 | 34 | \$268,987 | \$7,970 | \$153 |
| Accommodation & Food Svcs | 319 | 319 | 323 | 360 | 356 | 345 | 351 | 359 | 335 | 347 | 382 | 379 | 348 | \$2,637,111 | \$7,580 | \$146 |
| Other Services (except Public Admin) | 172 | 181 | 184 | 185 | 174 | 186 | 172 | 176 | 182 | 177 | 183 | 180 | 179 | \$2,332,501 | \$13,007 | \$250 |
| Government | 925 | 928 | 926 | 926 | 931 | 952 | 759 | 813 | 939 | 924 | 931 | 939 | 908 | \$25,828,002 | \$28,453 | \$547 |
| Federal Government | 35 | 34 | 30 | 28 | 30 | 35 | 33 | 33 | 28 | 28 | 30 | 33 | 31 | \$1,232,026 | \$39,216 | \$754 |
| Postal Service | 24 | 23 | 23 | 22 | 24 | 24 | 23 | 23 | 22 | 22 | 23 | 22 | 23 | \$888,976 | \$38,792 | \$746 |

Average Annual Employment, 2000-2005



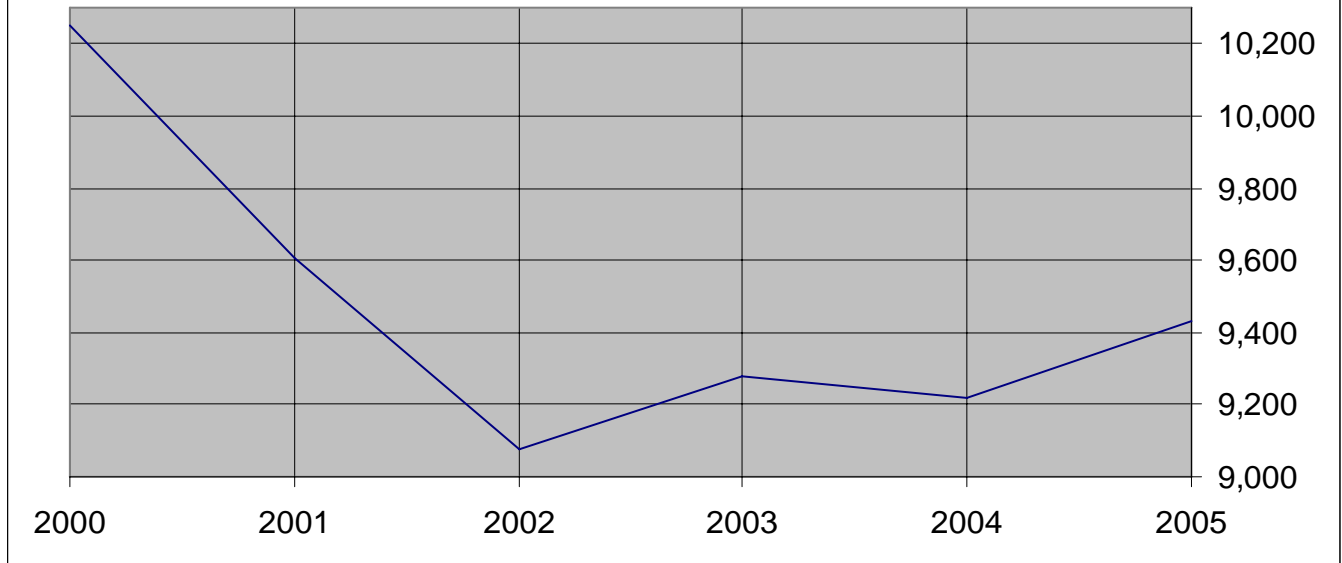
Average Weekly Wage, 2000-2005



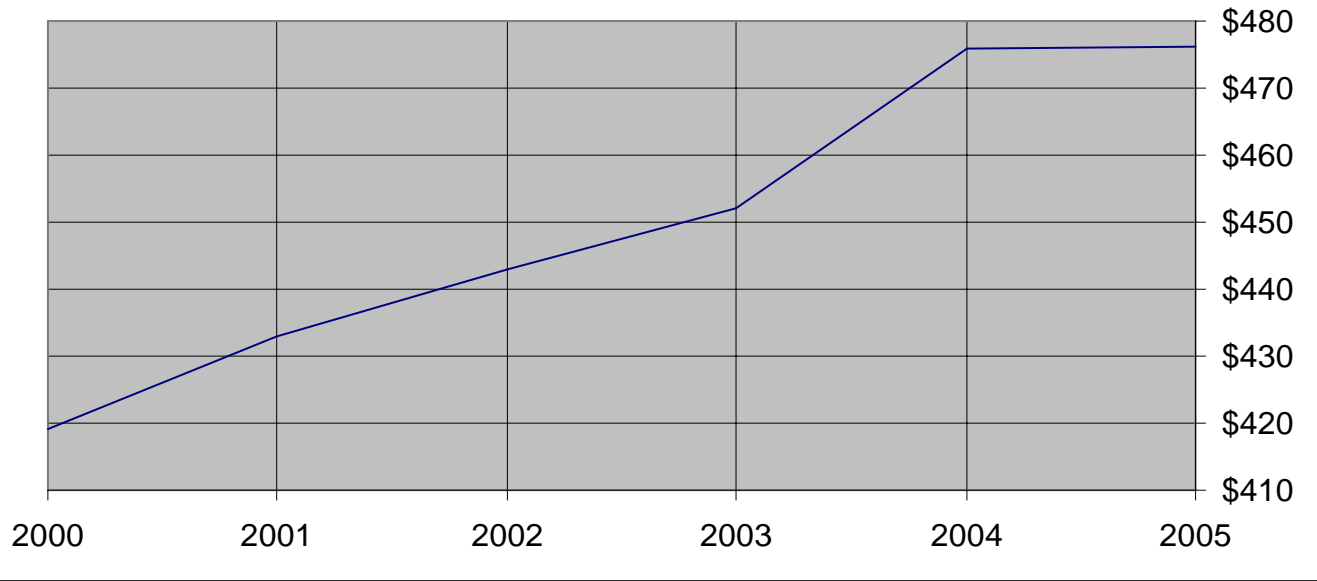
Saline County Employment & Wages

| Industry | Jan | Feb | Mar | Apr | May | Jun | Jul | Aug | Sep | Oct | Nov | Dec | Ann. Avg. | Total Wages | Avg. Ann. Pay | Avg. Wkly Wage |
|--------------------------------------|-------|-------|-------|-------|-------|-------|-------|-------|-------|-------|-------|-------|-----------|---------------|---------------|----------------|
| TOTAL, All Industries | 9,240 | 9,471 | 9,485 | 9,592 | 9,616 | 9,616 | 9,236 | 9,050 | 9,397 | 9,530 | 9,517 | 9,419 | 9,431 | \$233,513,230 | \$24,761 | \$476 |
| Total Private | 6,958 | 7,153 | 7,157 | 7,263 | 7,283 | 7,232 | 7,084 | 7,112 | 7,125 | 7,235 | 7,224 | 7,133 | 7,163 | \$176,450,612 | \$24,633 | \$474 |
| Goods Producing | 2,162 | 2,154 | 2,156 | 2,169 | 2,203 | 2,204 | 2,139 | 2,169 | 2,220 | 2,227 | 2,213 | 2,199 | 2,185 | \$71,449,627 | \$32,706 | \$629 |
| Manufacturing | 1,961 | 1,958 | 1,956 | 1,954 | 1,987 | 1,979 | 1,916 | 1,941 | 1,999 | 2,015 | 2,009 | 2,002 | 1,973 | \$65,108,874 | \$32,999 | \$635 |
| Service Providing | 4,664 | 4,874 | 4,869 | 4,945 | 4,938 | 4,861 | 4,718 | 4,784 | 4,744 | 4,839 | 4,847 | 4,777 | 4,822 | \$100,334,745 | \$20,809 | \$400 |
| Trade, Transportation & Utilities | 1,544 | 1,642 | 1,713 | 1,686 | 1,666 | 1,685 | 1,633 | 1,627 | 1,626 | 1,608 | 1,611 | 1,601 | 1,637 | \$36,476,195 | \$22,285 | \$429 |
| Wholesale Trade | 360 | 349 | 366 | 369 | 359 | 372 | 364 | 359 | 359 | 361 | 360 | 354 | 361 | \$11,030,958 | \$30,557 | \$588 |
| Retail Trade | 922 | 1,034 | 1,089 | 1,081 | 1,066 | 1,077 | 1,049 | 1,045 | 1,022 | 987 | 1,003 | 993 | 1,031 | \$16,896,816 | \$16,394 | \$315 |
| Information | 161 | 159 | 163 | 165 | 165 | 166 | 180 | 175 | 173 | 175 | 175 | 180 | 170 | \$4,761,508 | \$28,050 | \$539 |
| Financial Activities | 273 | 277 | 279 | 276 | 279 | 276 | 277 | 282 | 279 | 280 | 279 | 278 | 278 | \$7,432,400 | \$26,743 | \$514 |
| Finance | 185 | 190 | 192 | 192 | 192 | 191 | 189 | 195 | 193 | 192 | 192 | 194 | 191 | \$5,849,179 | \$30,557 | \$588 |
| Insurance | 35 | 36 | 36 | 34 | 35 | 35 | 38 | 39 | 38 | 37 | 38 | 35 | 36 | \$1,081,569 | \$29,768 | \$572 |
| Real Estate & Rental & Leasing | 53 | 51 | 51 | 50 | 52 | 50 | 50 | 48 | 48 | 51 | 49 | 49 | 50 | \$501,652 | \$10,000 | \$192 |
| Professional & Business Services | 421 | 493 | 402 | 447 | 449 | 394 | 394 | 397 | 363 | 461 | 432 | 416 | 422 | \$7,584,296 | \$17,955 | \$345 |
| Professional, Scientific & Tech | 224 | 297 | 213 | 247 | 251 | 194 | 193 | 200 | 163 | 255 | 238 | 231 | 226 | \$3,486,894 | \$15,463 | \$297 |
| Education & Health Services | 1,379 | 1,435 | 1,414 | 1,432 | 1,445 | 1,407 | 1,368 | 1,385 | 1,400 | 1,451 | 1,475 | 1,456 | 1,421 | \$34,740,821 | \$24,455 | \$470 |
| Leisure & Hospitality | 755 | 739 | 772 | 814 | 806 | 807 | 736 | 790 | 777 | 738 | 753 | 728 | 768 | \$6,503,357 | \$8,469 | \$163 |
| Arts, Entertain & Recreation | 112 | 112 | 114 | 129 | 127 | 141 | 117 | 109 | 102 | 101 | 110 | 107 | 115 | \$1,127,377 | \$9,796 | \$188 |
| Accommodation & Food Svcs | 643 | 627 | 658 | 685 | 679 | 666 | 619 | 681 | 675 | 637 | 643 | 621 | 653 | \$5,375,980 | \$8,235 | \$158 |
| Other Services (except Public Admin) | 131 | 129 | 126 | 125 | 128 | 126 | 130 | 128 | 126 | 126 | 122 | 118 | 126 | \$2,836,168 | \$22,465 | \$432 |
| Government | 2,282 | 2,318 | 2,328 | 2,329 | 2,333 | 2,384 | 2,152 | 1,938 | 2,272 | 2,295 | 2,293 | 2,286 | 2,268 | \$57,062,618 | \$25,165 | \$484 |
| Federal Government | 94 | 90 | 94 | 96 | 94 | 98 | 103 | 99 | 98 | 90 | 90 | 90 | 95 | \$3,716,641 | \$39,260 | \$755 |
| Postal Service | 61 | 56 | 58 | 62 | 63 | 61 | 65 | 63 | 63 | 62 | 65 | 64 | 62 | \$2,287,377 | \$36,943 | \$710 |

Average Annual Employment, 2000-2005



Average Weekly Wage, 2000-2005

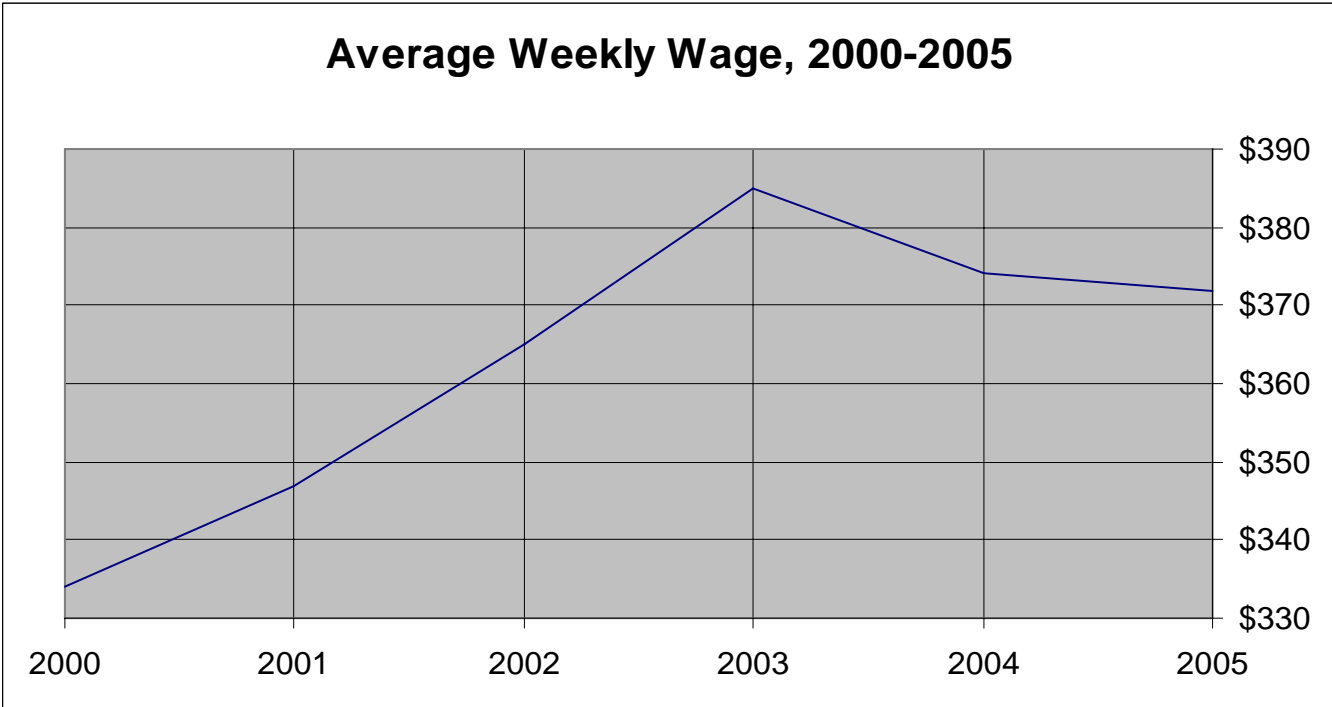
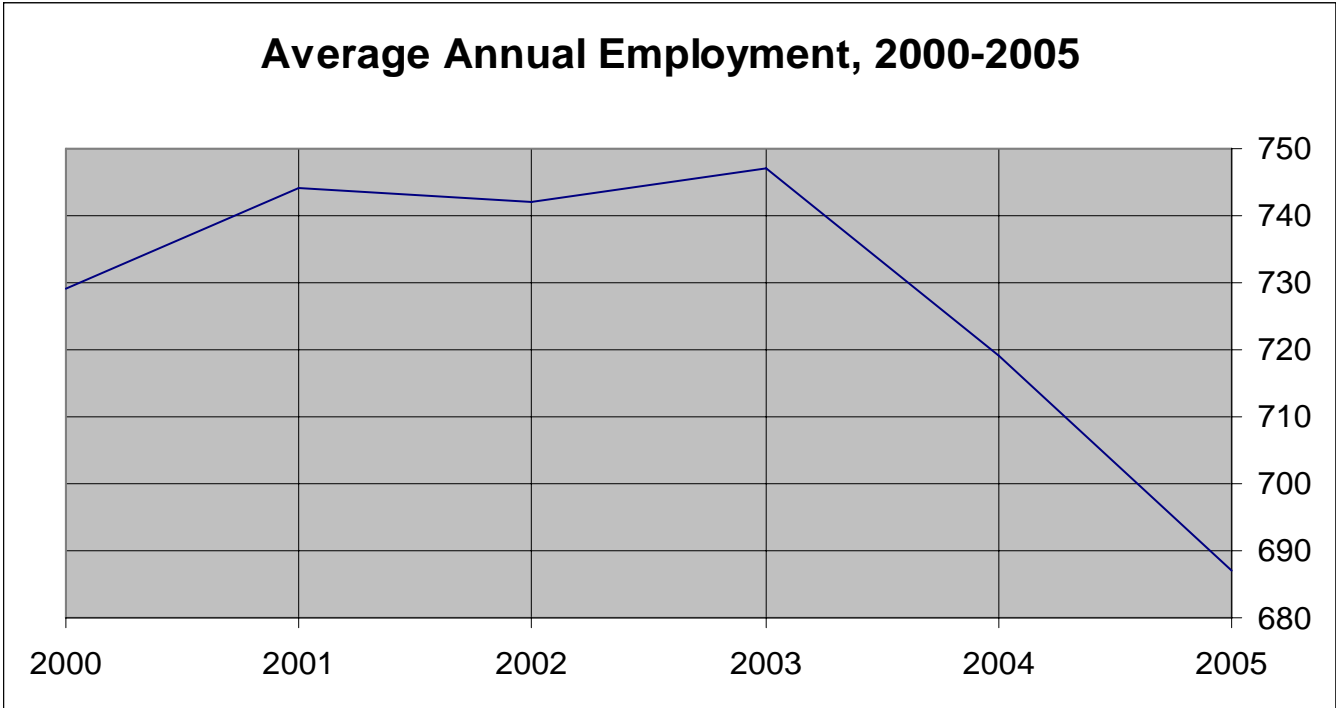


Saline



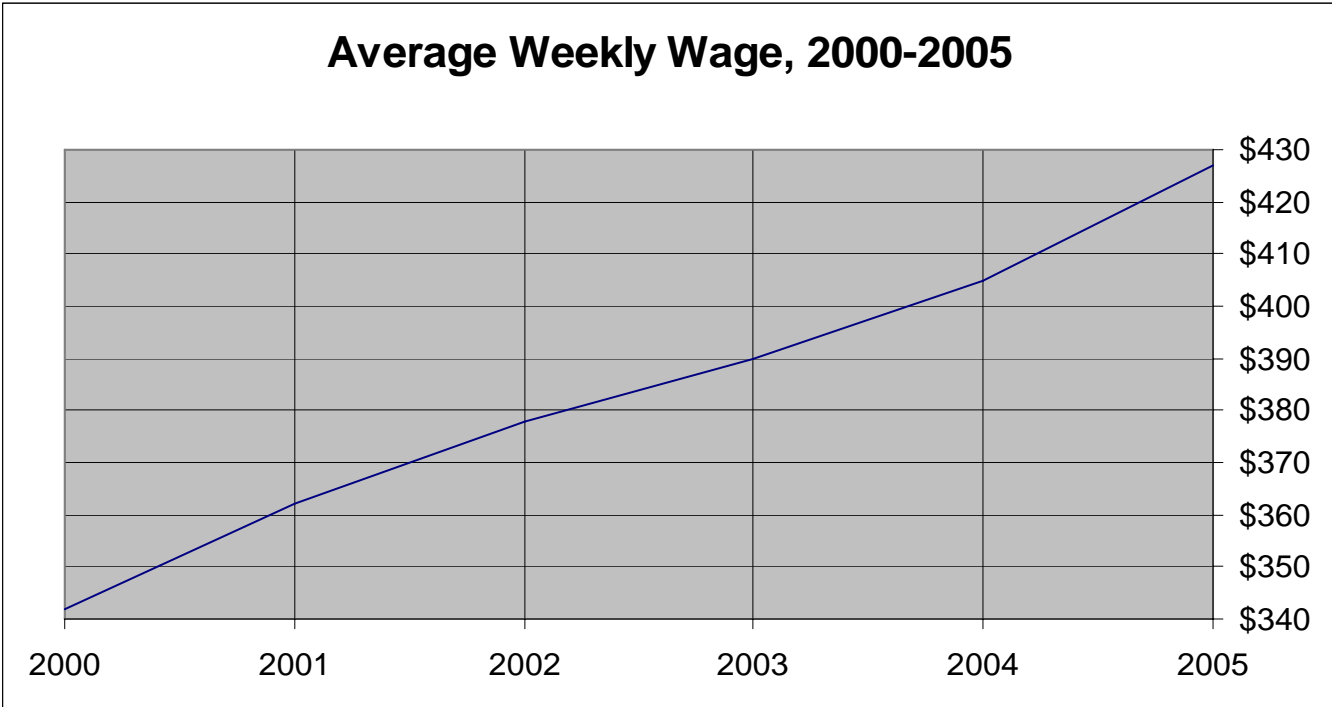
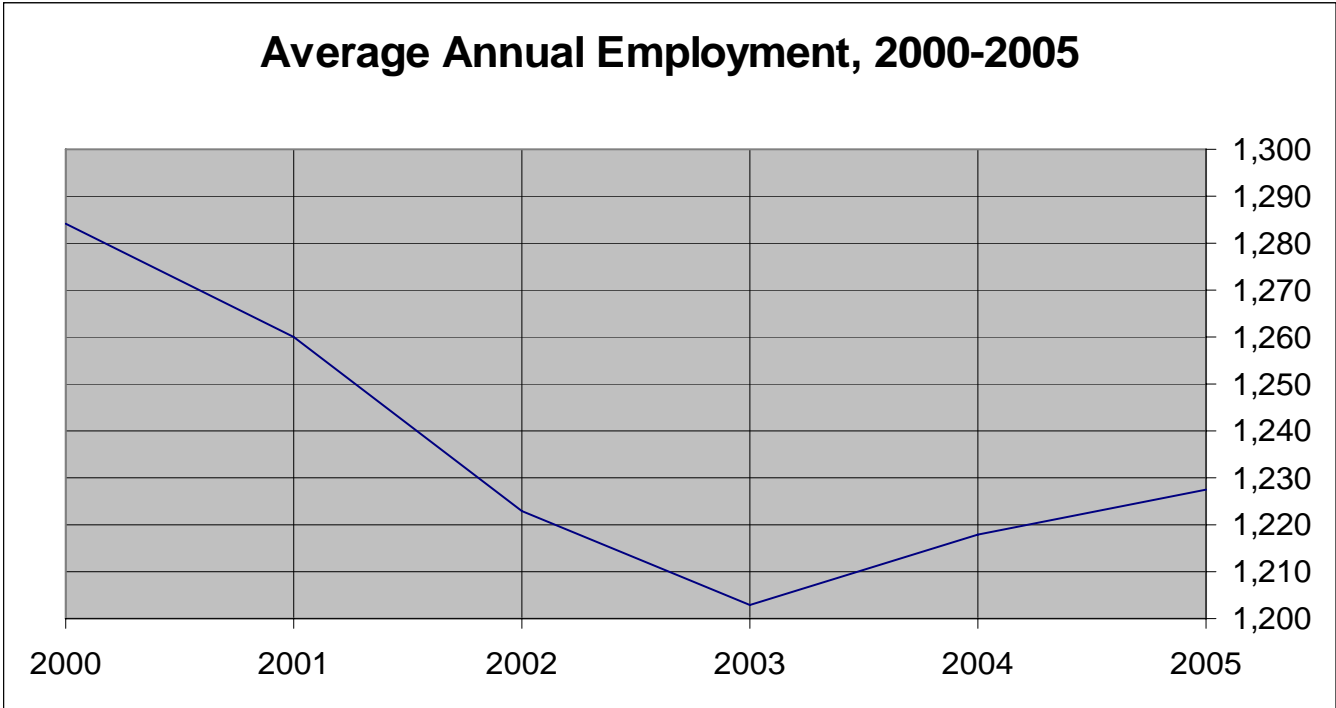
Schuyler County Employment & Wages

| Industry | Jan | Feb | Mar | Apr | May | Jun | Jul | Aug | Sep | Oct | Nov | Dec | Ann. Avg. | Total Wages | Avg. Ann. Pay | Avg. Wkly Wage |
|--------------------------------------|-----|-----|-----|-----|-----|-----|-----|-----|-----|-----|-----|-----|-----------|--------------|---------------|----------------|
| TOTAL, All Industries | 657 | 658 | 675 | 693 | 709 | 689 | 672 | 671 | 701 | 719 | 699 | 702 | 687 | \$13,286,980 | \$19,338 | \$372 |
| Total Private | 320 | 319 | 337 | 356 | 362 | 352 | 347 | 356 | 367 | 375 | 359 | 362 | 351 | \$6,584,648 | \$18,760 | \$361 |
| Goods Producing | 36 | 37 | 46 | 42 | 42 | 48 | 49 | 47 | 46 | 44 | 40 | 45 | 44 | \$891,382 | \$20,492 | \$394 |
| Construction | 26 | 26 | 34 | 29 | 29 | 35 | 35 | 34 | 33 | 32 | 28 | 33 | 31 | \$571,564 | \$18,339 | \$353 |
| Service Providing | 284 | 282 | 291 | 314 | 320 | 304 | 298 | 309 | 321 | 331 | 319 | 317 | 308 | \$5,693,266 | \$18,515 | \$356 |
| Trade, Transportation & Utilities | 201 | 197 | 201 | 209 | 209 | 202 | 197 | 206 | 206 | 212 | 204 | 212 | 205 | \$3,931,512 | \$19,209 | \$369 |
| Wholesale Trade | 17 | 17 | 17 | 17 | 17 | 17 | 17 | 17 | 16 | 16 | 16 | 17 | 17 | \$375,359 | \$22,409 | \$431 |
| Retail Trade | 137 | 132 | 134 | 143 | 143 | 146 | 144 | 147 | 142 | 146 | 139 | 145 | 142 | \$1,845,767 | \$13,044 | \$251 |
| Financial Activities | 18 | 18 | 17 | 16 | 16 | 17 | 16 | 18 | 18 | 17 | 17 | 17 | 17 | \$360,548 | \$21,105 | \$406 |
| Education & Health Services | 31 | 32 | 31 | 31 | 32 | 22 | 23 | 26 | 40 | 42 | 42 | 39 | 33 | \$902,039 | \$27,684 | \$532 |
| Leisure & Hospitality | 2 | 2 | 7 | 24 | 28 | 26 | 26 | 25 | 24 | 27 | 22 | 20 | 19 | \$122,340 | \$6,301 | \$121 |
| Other Services (except Public Admin) | 27 | 28 | 28 | 23 | 24 | 24 | 24 | 23 | 23 | 20 | 21 | 21 | 24 | \$324,596 | \$13,619 | \$262 |
| Government | 337 | 339 | 338 | 337 | 347 | 337 | 325 | 315 | 334 | 344 | 340 | 340 | 336 | \$6,702,332 | \$19,942 | \$384 |
| Federal Government | 31 | 34 | 34 | 33 | 36 | 33 | 35 | 37 | 37 | 38 | 40 | 33 | 35 | \$1,221,359 | \$34,813 | \$669 |
| Postal Service | 21 | 20 | 19 | 19 | 22 | 22 | 20 | 22 | 23 | 23 | 24 | 21 | 21 | \$646,390 | \$30,300 | \$583 |
| State Government | 19 | 19 | 19 | 19 | 19 | 20 | 20 | 20 | 20 | 20 | 20 | 20 | 20 | \$506,926 | \$25,886 | \$498 |
| Local Government | 287 | 286 | 285 | 285 | 292 | 284 | 270 | 258 | 277 | 286 | 280 | 287 | 281 | \$4,974,047 | \$17,675 | \$340 |



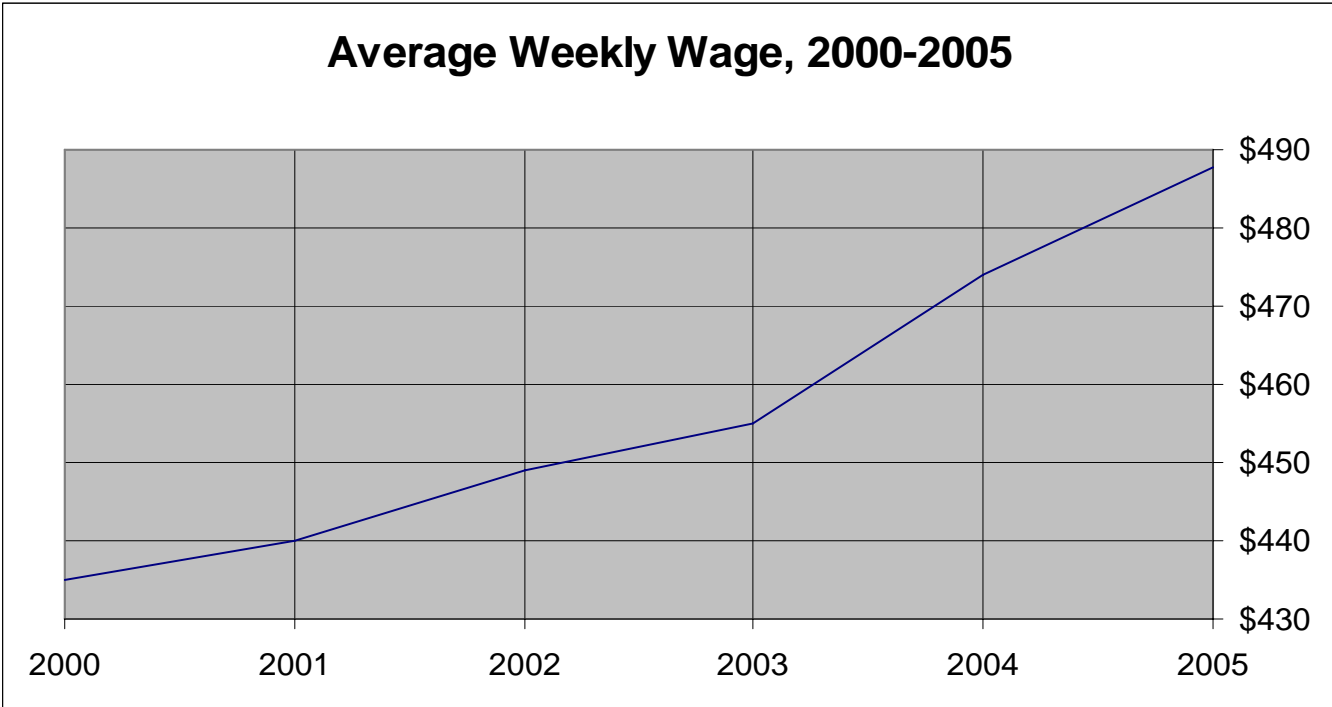
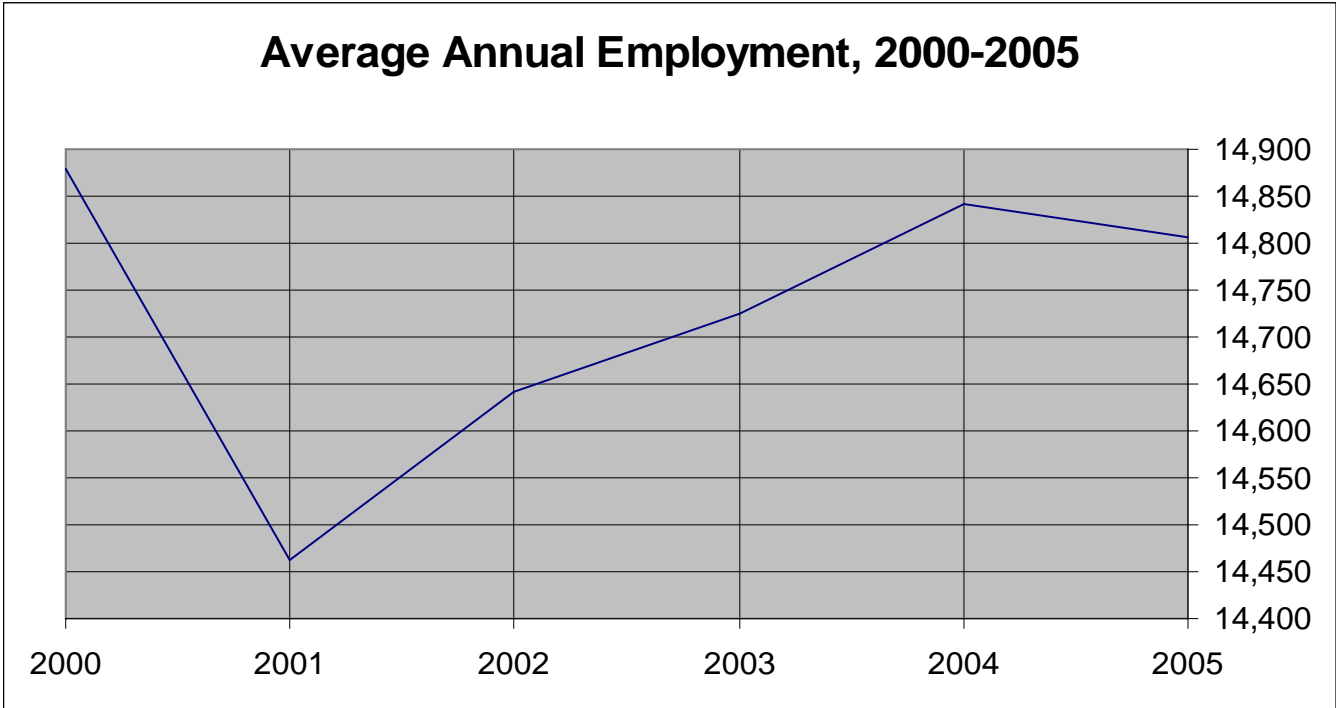
Scotland County Employment & Wages

| Industry | Jan | Feb | Mar | Apr | May | Jun | Jul | Aug | Sep | Oct | Nov | Dec | Ann. Avg. | Total Wages | Avg. Ann. Pay | Avg. Wkly Wage |
|--------------------------------------|-------|-------|-------|-------|-------|-------|-------|-------|-------|-------|-------|-------|-----------|--------------|---------------|----------------|
| TOTAL, All Industries | 1,207 | 1,217 | 1,216 | 1,237 | 1,233 | 1,239 | 1,140 | 1,234 | 1,233 | 1,243 | 1,274 | 1,258 | 1,228 | \$27,252,754 | \$22,200 | \$427 |
| Total Private | 585 | 600 | 604 | 619 | 627 | 619 | 619 | 616 | 608 | 619 | 631 | 615 | 614 | \$11,573,473 | \$18,865 | \$363 |
| Goods Producing | 121 | 120 | 118 | 129 | 126 | 122 | 119 | 116 | 119 | 129 | 140 | 128 | 124 | \$2,927,798 | \$23,627 | \$454 |
| Manufacturing | 108 | 107 | 104 | 106 | 106 | 99 | 97 | 97 | 100 | 103 | 115 | 110 | 104 | \$2,480,625 | \$23,776 | \$457 |
| Service Providing | 457 | 473 | 477 | 480 | 487 | 484 | 489 | 489 | 479 | 481 | 480 | 478 | 480 | \$8,431,026 | \$17,583 | \$338 |
| Trade, Transportation & Utilities | 230 | 235 | 235 | 236 | 236 | 237 | 234 | 228 | 223 | 228 | 225 | 224 | 231 | \$4,082,233 | \$17,678 | \$340 |
| Wholesale Trade | 53 | 54 | 55 | 59 | 56 | 56 | 58 | 59 | 59 | 59 | 55 | 54 | 56 | \$886,376 | \$15,711 | \$302 |
| Retail Trade | 155 | 153 | 157 | 153 | 158 | 158 | 152 | 148 | 143 | 152 | 146 | 148 | 152 | \$2,505,539 | \$16,493 | \$317 |
| Financial Activities | 61 | 61 | 61 | 62 | 62 | 61 | 61 | 60 | 60 | 59 | 61 | 63 | 61 | \$1,517,863 | \$24,883 | \$479 |
| Finance | 40 | 40 | 40 | 41 | 40 | 40 | 41 | 40 | 40 | 41 | 42 | 42 | 41 | \$1,076,715 | \$26,531 | \$510 |
| Insurance | 19 | 19 | 19 | 19 | 20 | 19 | 18 | 18 | 18 | 16 | 17 | 17 | 18 | \$424,242 | \$23,246 | \$447 |
| Real Estate & Rental & Leasing | 2 | 2 | 2 | 2 | 2 | 2 | 2 | 2 | 2 | 2 | 2 | 4 | 2 | \$16,906 | \$7,803 | \$150 |
| Professional & Business Services | 26 | 25 | 25 | 26 | 26 | 27 | 27 | 27 | 25 | 28 | 28 | 27 | 26 | \$624,728 | \$23,649 | \$455 |
| Professional, Scientific & Tech | 13 | 12 | 12 | 12 | 12 | 13 | 14 | 14 | 12 | 14 | 14 | 14 | 13 | \$248,560 | \$19,120 | \$368 |
| Education & Health Services | 25 | 25 | 26 | 25 | 26 | 22 | 21 | 22 | 25 | 26 | 26 | 26 | 25 | \$514,050 | \$20,911 | \$402 |
| Leisure & Hospitality | 52 | 65 | 67 | 69 | 73 | 74 | 81 | 84 | 78 | 66 | 66 | 62 | 70 | \$625,236 | \$8,964 | \$172 |
| Arts, Entertain & Recreation | 6 | 7 | 8 | 10 | 11 | 12 | 12 | 16 | 15 | 10 | 9 | 9 | 10 | \$117,083 | \$11,240 | \$216 |
| Accommodation & Food Svcs | 46 | 58 | 59 | 59 | 62 | 62 | 69 | 68 | 63 | 56 | 57 | 53 | 59 | \$508,153 | \$8,564 | \$165 |
| Other Services (except Public Admin) | 51 | 51 | 51 | 53 | 55 | 54 | 56 | 59 | 53 | 58 | 58 | 60 | 55 | \$906,009 | \$16,498 | \$317 |
| Government | 622 | 617 | 612 | 618 | 606 | 620 | 521 | 618 | 625 | 624 | 643 | 643 | 614 | \$15,679,281 | \$25,533 | \$491 |
| Federal Government | 32 | 32 | 28 | 29 | 29 | 32 | 30 | 30 | 28 | 27 | 29 | 29 | 30 | \$1,079,401 | \$36,487 | \$702 |
| Postal Service | 20 | 20 | 18 | 20 | 20 | 19 | 18 | 18 | 19 | 18 | 19 | 19 | 19 | \$650,094 | \$34,215 | \$658 |
| State Government | 76 | 75 | 75 | 75 | 76 | 77 | 76 | 76 | 75 | 74 | 74 | 74 | 75 | \$2,281,535 | \$30,319 | \$583 |
| Local Government | 514 | 510 | 509 | 514 | 501 | 511 | 415 | 512 | 522 | 523 | 540 | 540 | 509 | \$12,318,345 | \$24,189 | \$465 |



Scott County Employment & Wages

| Industry | Jan | Feb | Mar | Apr | May | Jun | Jul | Aug | Sep | Oct | Nov | Dec | Ann. Avg. | Total Wages | Avg. Ann. Pay | Avg. Wkly Wage |
|--------------------------------------|--------|--------|--------|--------|--------|--------|--------|--------|--------|--------|--------|--------|-----------|---------------|---------------|----------------|
| TOTAL, All Industries | 14,592 | 14,736 | 14,918 | 14,932 | 15,127 | 15,243 | 14,280 | 14,468 | 14,794 | 14,869 | 14,876 | 14,832 | 14,806 | \$375,555,857 | \$25,366 | \$488 |
| Total Private | 12,133 | 12,237 | 12,432 | 12,456 | 12,628 | 12,731 | 12,611 | 12,533 | 12,383 | 12,407 | 12,422 | 12,359 | 12,444 | \$304,076,162 | \$24,435 | \$470 |
| Goods Producing | 2,242 | 2,251 | 2,322 | 2,368 | 2,442 | 2,500 | 2,476 | 2,440 | 2,405 | 2,423 | 2,460 | 2,432 | 2,397 | \$69,377,729 | \$28,947 | \$557 |
| Manufacturing | 1,586 | 1,614 | 1,638 | 1,660 | 1,679 | 1,718 | 1,720 | 1,690 | 1,686 | 1,681 | 1,722 | 1,710 | 1,675 | \$48,217,435 | \$28,781 | \$553 |
| Service Providing | 9,704 | 9,787 | 9,870 | 9,900 | 9,987 | 10,008 | 9,912 | 9,865 | 9,749 | 9,692 | 9,703 | 9,693 | 9,823 | \$230,131,519 | \$23,429 | \$451 |
| Trade, Transportation & Utilities | 3,928 | 3,929 | 3,976 | 3,954 | 4,011 | 4,042 | 4,044 | 4,008 | 4,001 | 3,968 | 4,000 | 4,032 | 3,991 | \$97,458,747 | \$24,419 | \$470 |
| Wholesale Trade | 885 | 880 | 888 | 867 | 872 | 887 | 924 | 908 | 931 | 900 | 889 | 924 | 896 | \$31,047,598 | \$34,642 | \$666 |
| Retail Trade | 2,110 | 2,120 | 2,147 | 2,184 | 2,215 | 2,209 | 2,219 | 2,206 | 2,178 | 2,158 | 2,203 | 2,196 | 2,179 | \$38,297,707 | \$17,578 | \$338 |
| Information | 175 | 186 | 182 | 179 | 181 | 179 | 178 | 181 | 176 | 179 | 184 | 183 | 180 | \$5,651,519 | \$31,354 | \$603 |
| Financial Activities | 611 | 589 | 603 | 607 | 600 | 606 | 605 | 604 | 594 | 600 | 601 | 598 | 602 | \$19,817,218 | \$32,946 | \$634 |
| Finance | 333 | 330 | 327 | 337 | 335 | 337 | 337 | 336 | 331 | 342 | 338 | 335 | 335 | \$12,028,844 | \$35,925 | \$691 |
| Insurance | 128 | 120 | 133 | 128 | 126 | 127 | 131 | 131 | 133 | 126 | 127 | 131 | 128 | \$4,957,550 | \$38,605 | \$742 |
| Real Estate & Rental & Leasing | 150 | 139 | 143 | 142 | 139 | 142 | 137 | 137 | 130 | 132 | 136 | 132 | 138 | \$2,830,824 | \$20,476 | \$394 |
| Professional & Business Services | 1,020 | 1,128 | 1,097 | 1,067 | 1,088 | 1,102 | 1,063 | 986 | 974 | 968 | 942 | 959 | 1,033 | \$28,200,803 | \$27,304 | \$525 |
| Professional, Scientific & Tech | 268 | 275 | 268 | 260 | 258 | 269 | 288 | 286 | 286 | 297 | 290 | 302 | 279 | \$8,114,625 | \$29,093 | \$559 |
| Mgt of Companies & Enterprises | 219 | 221 | 226 | 228 | 237 | 234 | 230 | 227 | 228 | 218 | 218 | 217 | 225 | \$8,099,897 | \$35,960 | \$692 |
| Adm, Support, Waste & Remed. | 533 | 632 | 603 | 579 | 593 | 599 | 545 | 473 | 460 | 453 | 434 | 440 | 529 | \$11,986,281 | \$22,673 | \$436 |
| Education & Health Services | 2,197 | 2,191 | 2,197 | 2,236 | 2,215 | 2,186 | 2,176 | 2,185 | 2,205 | 2,266 | 2,280 | 2,242 | 2,215 | \$55,612,380 | \$25,111 | \$483 |
| Education Services | 3 | 4 | 4 | 6 | 6 | 6 | 6 | 5 | 7 | 6 | 6 | 4 | 5 | \$50,082 | \$9,539 | \$183 |
| Healthcare & Social Assistance | 2,194 | 2,187 | 2,193 | 2,230 | 2,209 | 2,180 | 2,170 | 2,180 | 2,198 | 2,260 | 2,274 | 2,238 | 2,209 | \$55,562,298 | \$25,148 | \$484 |
| Leisure & Hospitality | 1,333 | 1,323 | 1,378 | 1,426 | 1,454 | 1,436 | 1,390 | 1,450 | 1,360 | 1,270 | 1,253 | 1,244 | 1,360 | \$15,816,213 | \$11,632 | \$224 |
| Arts, Entertain & Recreation | 29 | 29 | 32 | 42 | 43 | 59 | 57 | 57 | 55 | 41 | 32 | 28 | 42 | \$521,223 | \$12,410 | \$239 |
| Accommodation & Food Svcs | 1,304 | 1,294 | 1,346 | 1,384 | 1,411 | 1,377 | 1,333 | 1,393 | 1,305 | 1,229 | 1,221 | 1,216 | 1,318 | \$15,294,990 | \$11,607 | \$223 |
| Other Services (except Public Admin) | 440 | 441 | 437 | 431 | 438 | 457 | 456 | 451 | 439 | 441 | 443 | 435 | 442 | \$7,574,639 | \$17,121 | \$329 |
| Government | 2,459 | 2,499 | 2,486 | 2,476 | 2,499 | 2,512 | 1,669 | 1,935 | 2,411 | 2,462 | 2,454 | 2,473 | 2,361 | \$71,479,695 | \$30,272 | \$582 |
| Federal Government | 110 | 111 | 109 | 110 | 109 | 113 | 109 | 112 | 109 | 110 | 112 | 110 | 110 | \$4,537,209 | \$41,123 | \$791 |
| Postal Service | 83 | 83 | 81 | 80 | 83 | 82 | 81 | 86 | 83 | 84 | 84 | 84 | 83 | \$3,206,182 | \$38,706 | \$744 |
| State Government | 573 | 569 | 563 | 567 | 572 | 575 | 564 | 564 | 556 | 552 | 548 | 552 | 563 | \$17,591,469 | \$31,251 | \$601 |
| Local Government | 1,776 | 1,819 | 1,814 | 1,799 | 1,818 | 1,824 | 996 | 1,259 | 1,746 | 1,800 | 1,794 | 1,811 | 1,688 | \$49,351,017 | \$29,236 | \$562 |



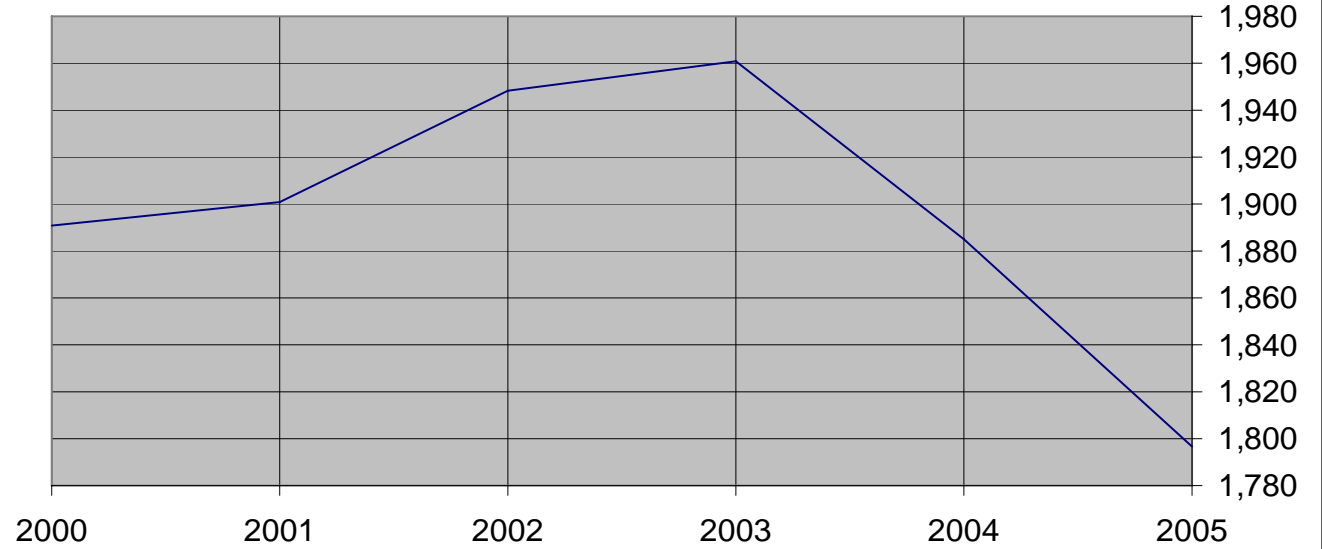
Scott



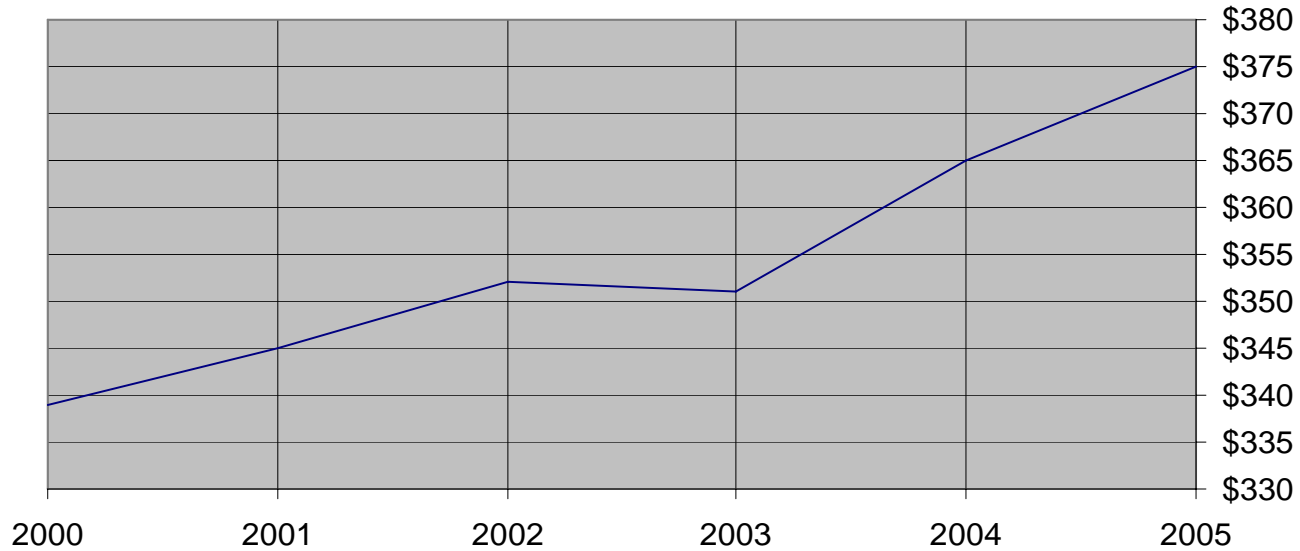
Shannon County Employment & Wages

| Industry | Jan | Feb | Mar | Apr | May | Jun | Jul | Aug | Sep | Oct | Nov | Dec | Ann. Avg. | Total Wages | Avg. Ann. Pay | Avg. Wkly Wage |
|--------------------------------------|-------|-------|-------|-------|-------|-------|-------|-------|-------|-------|-------|-------|-----------|--------------|---------------|----------------|
| TOTAL, All Industries | 1,694 | 1,715 | 1,766 | 1,861 | 1,895 | 1,902 | 1,845 | 1,755 | 1,790 | 1,792 | 1,781 | 1,769 | 1,797 | \$35,040,716 | \$19,499 | \$375 |
| Total Private | 1,211 | 1,236 | 1,273 | 1,343 | 1,377 | 1,390 | 1,396 | 1,394 | 1,310 | 1,296 | 1,288 | 1,288 | 1,317 | \$23,090,383 | \$17,535 | \$337 |
| Goods Producing | 639 | 653 | 665 | 680 | 684 | 668 | 680 | 693 | 644 | 662 | 664 | 667 | 667 | \$12,820,700 | \$19,233 | \$370 |
| Natural Resources & Mining | 30 | 29 | 30 | 22 | 29 | 29 | 32 | 30 | 31 | 27 | 29 | 28 | 29 | \$472,214 | \$16,377 | \$315 |
| Construction | 11 | 10 | 10 | 9 | 9 | 9 | 8 | 9 | 8 | 6 | 6 | 5 | 8 | \$250,564 | \$30,068 | \$578 |
| Manufacturing | 598 | 614 | 625 | 649 | 646 | 630 | 640 | 654 | 605 | 629 | 629 | 634 | 629 | \$12,097,922 | \$19,221 | \$370 |
| Service Providing | 569 | 580 | 605 | 660 | 690 | 719 | 714 | 698 | 663 | 631 | 621 | 620 | 648 | \$10,229,951 | \$15,799 | \$304 |
| Trade, Transportation & Utilities | 206 | 208 | 208 | 232 | 235 | 234 | 226 | 224 | 227 | 221 | 242 | 239 | 225 | \$3,529,516 | \$15,675 | \$301 |
| Retail Trade | 137 | 141 | 141 | 146 | 147 | 150 | 146 | 146 | 143 | 146 | 156 | 159 | 147 | \$1,713,803 | \$11,698 | \$225 |
| Transportation & Warehousing | 26 | 24 | 29 | 37 | 38 | 35 | 36 | 36 | 36 | 31 | 33 | 30 | 33 | \$847,779 | \$26,019 | \$500 |
| Financial Activities | 62 | 63 | 66 | 63 | 94 | 119 | 132 | 128 | 83 | 76 | 70 | 72 | 86 | \$2,103,970 | \$24,560 | \$472 |
| Finance | 51 | 51 | 52 | 52 | 53 | 55 | 55 | 55 | 48 | 49 | 49 | 49 | 52 | \$1,403,277 | \$27,204 | \$523 |
| Insurance | 3 | 4 | 4 | 4 | 3 | 3 | 4 | 4 | 4 | 4 | 4 | 4 | 4 | \$80,022 | \$21,339 | \$410 |
| Real Estate & Rental & Leasing | 8 | 8 | 10 | 7 | 38 | 61 | 73 | 69 | 31 | 23 | 17 | 19 | 30 | \$620,671 | \$20,462 | \$393 |
| Professional & Business Services | 5 | 10 | 10 | 13 | 12 | 10 | 11 | 10 | 10 | 9 | 9 | 8 | 10 | \$170,553 | \$17,493 | \$336 |
| Education & Health Services | 91 | 90 | 100 | 97 | 97 | 97 | 99 | 98 | 100 | 101 | 103 | 103 | 98 | \$1,678,649 | \$17,129 | \$329 |
| Leisure & Hospitality | 124 | 131 | 143 | 173 | 170 | 198 | 182 | 174 | 161 | 148 | 120 | 122 | 154 | \$1,543,003 | \$10,030 | \$193 |
| Other Services (except Public Admin) | 80 | 77 | 77 | 81 | 81 | 60 | 63 | 63 | 81 | 75 | 76 | 75 | 74 | \$1,191,663 | \$16,085 | \$309 |
| Government | 483 | 479 | 493 | 518 | 518 | 512 | 449 | 361 | 480 | 496 | 493 | 481 | 480 | \$11,950,333 | \$24,884 | \$479 |
| Federal Government | 60 | 59 | 58 | 86 | 86 | 87 | 85 | 82 | 73 | 61 | 59 | 56 | 71 | \$2,241,045 | \$31,564 | \$607 |
| Postal Service | 16 | 16 | 14 | 15 | 14 | 14 | 14 | 14 | 14 | 15 | 15 | 15 | 15 | \$469,493 | \$32,011 | \$616 |
| State Government | 34 | 34 | 34 | 34 | 34 | 34 | 34 | 34 | 34 | 34 | 34 | 34 | 34 | \$949,950 | \$27,940 | \$537 |
| Local Government | 389 | 386 | 401 | 398 | 398 | 391 | 330 | 245 | 373 | 401 | 400 | 391 | 375 | \$8,759,338 | \$23,343 | \$449 |

Average Annual Employment, 2000-2005

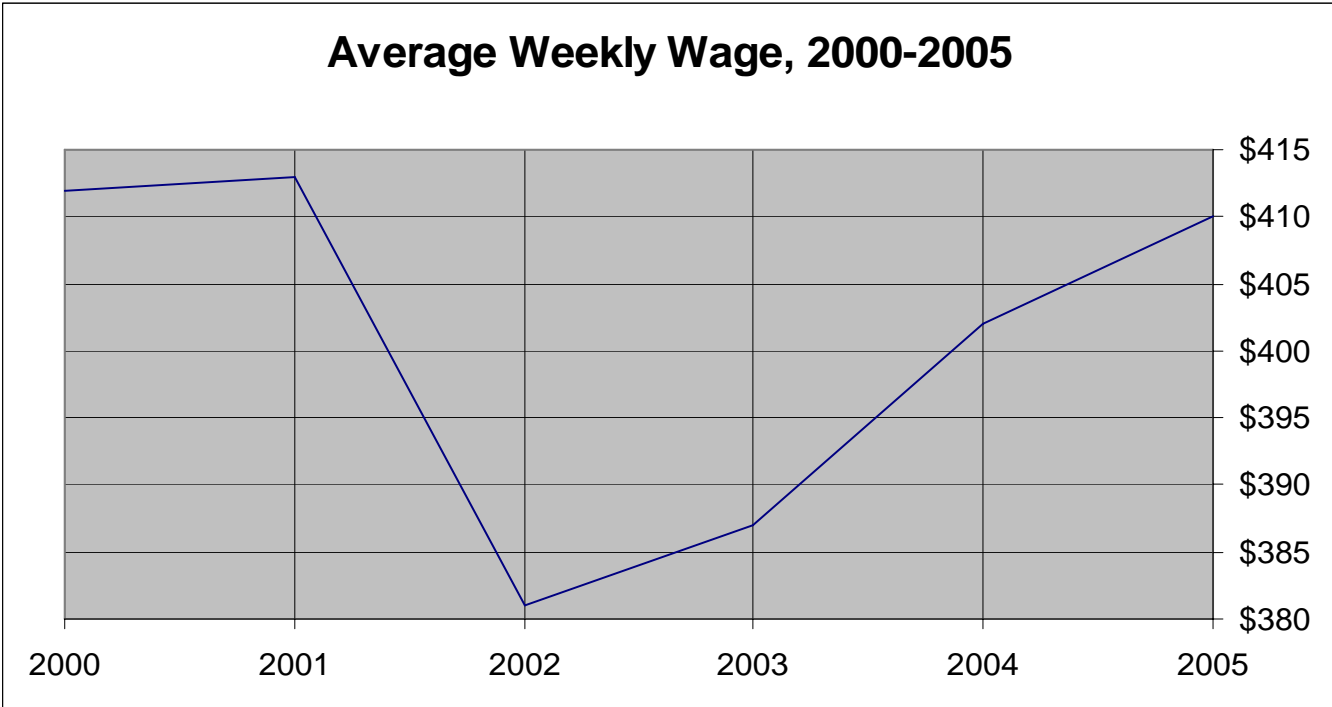
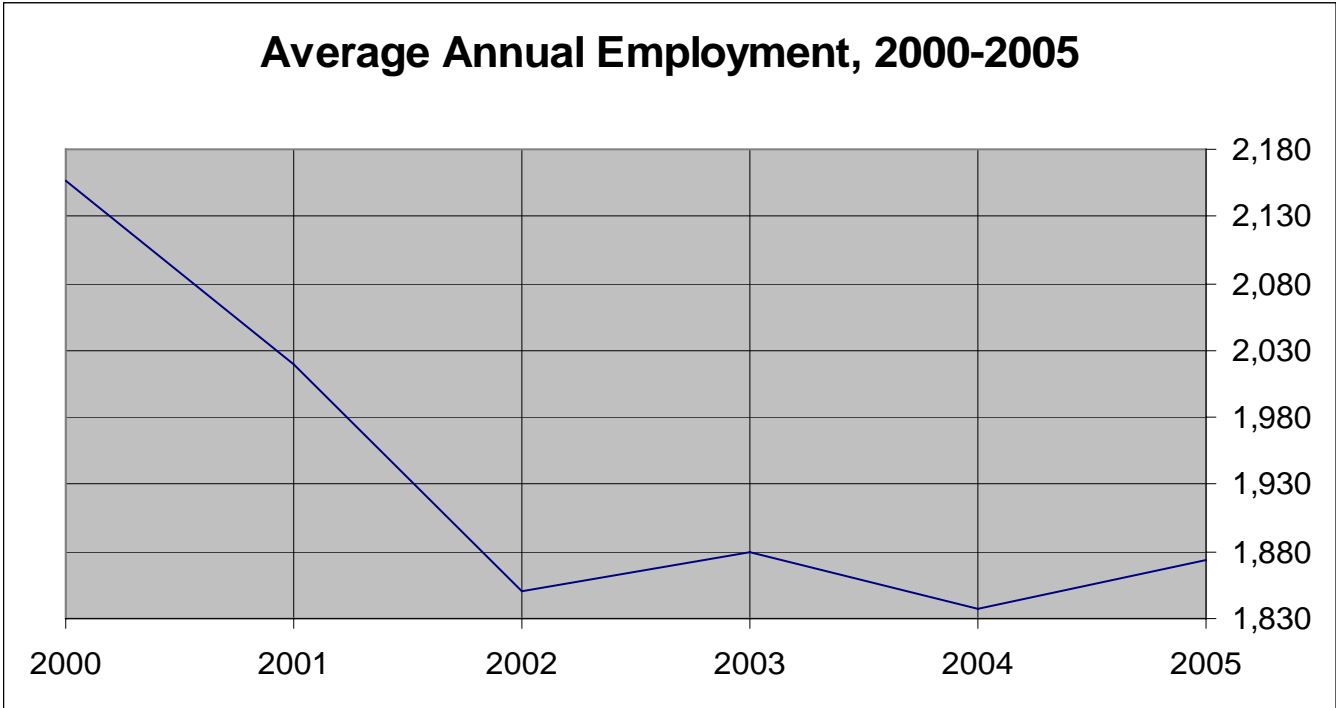


Average Weekly Wage, 2000-2005



Shelby County Employment & Wages

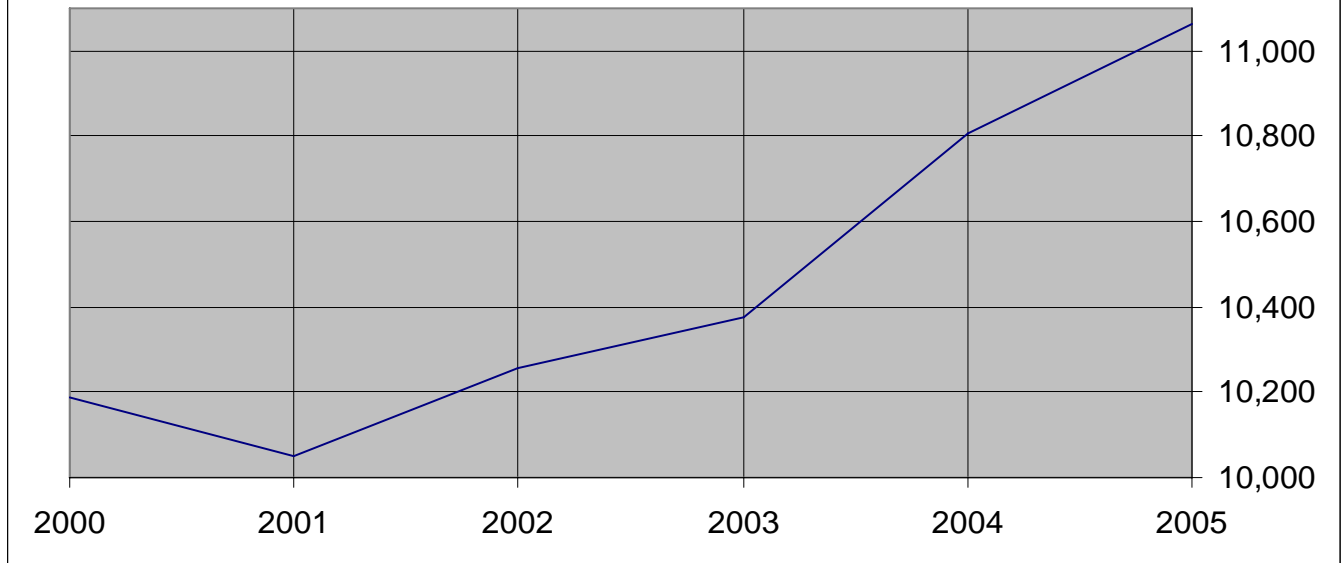
| Industry | Jan | Feb | Mar | Apr | May | Jun | Jul | Aug | Sep | Oct | Nov | Dec | Ann. Avg. | Total Wages | Avg. Ann. Pay | Avg. Wkly Wage |
|--------------------------------------|-------|-------|-------|-------|-------|-------|-------|-------|-------|-------|-------|-------|-----------|--------------|---------------|----------------|
| TOTAL, All Industries | 1,828 | 1,829 | 1,861 | 1,904 | 1,919 | 1,933 | 1,852 | 1,808 | 1,860 | 1,893 | 1,905 | 1,896 | 1,874 | \$39,956,498 | \$21,322 | \$410 |
| Total Private | 1,192 | 1,183 | 1,214 | 1,257 | 1,281 | 1,304 | 1,270 | 1,259 | 1,237 | 1,253 | 1,249 | 1,239 | 1,245 | \$27,534,507 | \$22,119 | \$425 |
| Goods Producing | 338 | 339 | 348 | 362 | 378 | 395 | 394 | 383 | 373 | 370 | 369 | 368 | 368 | \$12,183,338 | \$33,099 | \$637 |
| Manufacturing | 272 | 273 | 276 | 285 | 299 | 312 | 317 | 307 | 297 | 296 | 294 | 301 | 294 | \$10,138,467 | \$34,475 | \$663 |
| Service Providing | 801 | 791 | 811 | 839 | 849 | 855 | 823 | 822 | 808 | 824 | 823 | 815 | 822 | \$14,073,274 | \$17,126 | \$329 |
| Trade, Transportation & Utilities | 304 | 290 | 303 | 301 | 307 | 307 | 294 | 292 | 283 | 286 | 285 | 288 | 295 | \$5,169,916 | \$17,525 | \$337 |
| Retail Trade | 210 | 205 | 218 | 218 | 218 | 219 | 209 | 205 | 200 | 204 | 204 | 208 | 210 | \$3,161,947 | \$15,069 | \$290 |
| Transportation & Warehousing | 61 | 56 | 57 | 51 | 52 | 53 | 52 | 54 | 53 | 54 | 54 | 55 | 54 | \$1,279,314 | \$23,546 | \$453 |
| Financial Activities | 92 | 95 | 95 | 99 | 103 | 102 | 101 | 101 | 99 | 105 | 103 | 106 | 100 | \$2,669,165 | \$26,669 | \$513 |
| Finance | 67 | 67 | 69 | 71 | 70 | 71 | 71 | 69 | 71 | 72 | 72 | 73 | 70 | \$2,182,786 | \$31,072 | \$598 |
| Insurance | 18 | 21 | 19 | 21 | 25 | 22 | 22 | 23 | 20 | 25 | 23 | 25 | 22 | \$432,631 | \$19,665 | \$378 |
| Real Estate & Rental & Leasing | 7 | 7 | 7 | 7 | 8 | 9 | 8 | 9 | 8 | 8 | 8 | 8 | 8 | \$53,748 | \$6,861 | \$132 |
| Professional & Business Services | 123 | 125 | 130 | 128 | 122 | 133 | 114 | 117 | 111 | 116 | 123 | 114 | 121 | \$2,406,022 | \$19,830 | \$381 |
| Professional, Scientific & Tech | 41 | 41 | 41 | 39 | 36 | 38 | 38 | 38 | 36 | 36 | 35 | 36 | 38 | \$1,078,415 | \$28,442 | \$547 |
| Education & Health Services | 104 | 104 | 104 | 108 | 111 | 112 | 112 | 116 | 110 | 109 | 106 | 110 | 109 | \$1,686,914 | \$15,500 | \$298 |
| Leisure & Hospitality | 111 | 110 | 113 | 134 | 137 | 134 | 136 | 132 | 140 | 146 | 143 | 133 | 131 | \$788,163 | \$6,028 | \$116 |
| Other Services (except Public Admin) | 56 | 56 | 55 | 57 | 57 | 55 | 54 | 52 | 53 | 50 | 51 | 52 | 54 | \$1,012,956 | \$18,758 | \$361 |
| Government | 636 | 646 | 647 | 647 | 638 | 629 | 582 | 549 | 623 | 640 | 656 | 657 | 629 | \$12,421,991 | \$19,744 | \$380 |
| Federal Government | 47 | 48 | 46 | 45 | 40 | 46 | 44 | 46 | 45 | 40 | 42 | 44 | 44 | \$1,491,386 | \$33,577 | \$646 |
| Postal Service | 33 | 34 | 32 | 35 | 32 | 32 | 32 | 34 | 36 | 31 | 33 | 35 | 33 | \$1,020,435 | \$30,690 | \$590 |
| State Government | 31 | 31 | 30 | 30 | 31 | 31 | 31 | 31 | 31 | 31 | 31 | 31 | 31 | \$842,293 | \$27,318 | \$525 |
| Local Government | 558 | 567 | 571 | 572 | 567 | 552 | 507 | 472 | 547 | 569 | 583 | 582 | 554 | \$10,088,312 | \$18,213 | \$350 |



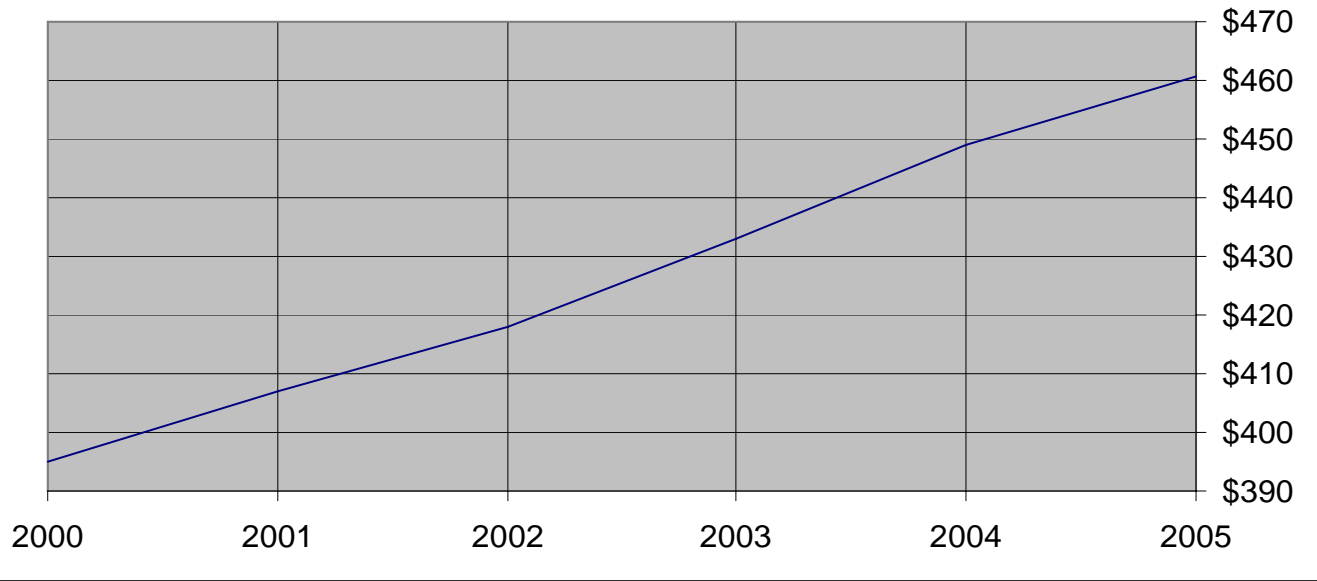
Stoddard County Employment & Wages

| Industry | Jan | Feb | Mar | Apr | May | Jun | Jul | Aug | Sep | Oct | Nov | Dec | Ann. Avg. | Total Wages | Avg. Ann. Pay | Avg. Wkly Wage |
|--------------------------------------|--------|--------|--------|--------|--------|--------|--------|--------|--------|--------|--------|--------|-----------|---------------|---------------|----------------|
| TOTAL, All Industries | 10,526 | 10,587 | 10,863 | 11,194 | 11,312 | 11,107 | 10,289 | 11,004 | 11,603 | 11,531 | 11,444 | 11,327 | 11,066 | \$265,025,946 | \$23,950 | \$461 |
| Total Private | 9,015 | 9,062 | 9,329 | 9,608 | 9,718 | 9,665 | 9,318 | 9,794 | 10,034 | 9,945 | 9,854 | 9,744 | 9,591 | \$226,539,593 | \$23,621 | \$454 |
| Goods Producing | 3,466 | 3,491 | 3,530 | 3,474 | 3,500 | 3,521 | 3,131 | 3,526 | 3,637 | 3,654 | 3,662 | 3,650 | 3,520 | \$98,730,449 | \$28,047 | \$539 |
| Manufacturing | 3,011 | 3,055 | 3,078 | 3,014 | 3,026 | 3,050 | 2,646 | 3,043 | 3,146 | 3,209 | 3,235 | 3,230 | 3,062 | \$85,435,091 | \$27,902 | \$537 |
| Service Providing | 5,324 | 5,337 | 5,462 | 5,757 | 5,849 | 5,779 | 5,795 | 5,858 | 5,900 | 5,725 | 5,695 | 5,673 | 5,680 | \$118,251,464 | \$20,821 | \$400 |
| Trade, Transportation & Utilities | 2,109 | 2,141 | 2,226 | 2,349 | 2,424 | 2,411 | 2,412 | 2,417 | 2,427 | 2,313 | 2,362 | 2,340 | 2,328 | \$51,610,178 | \$22,173 | \$426 |
| Wholesale Trade | 310 | 310 | 323 | 341 | 340 | 339 | 346 | 348 | 341 | 338 | 335 | 338 | 334 | \$9,446,470 | \$28,276 | \$544 |
| Retail Trade | 1,215 | 1,230 | 1,287 | 1,421 | 1,477 | 1,477 | 1,452 | 1,438 | 1,451 | 1,360 | 1,412 | 1,390 | 1,384 | \$25,809,197 | \$18,646 | \$359 |
| Transportation & Warehousing | 544 | 563 | 578 | 551 | 569 | 557 | 580 | 596 | 600 | 582 | 582 | 578 | 573 | \$14,062,037 | \$24,527 | \$472 |
| Utilities | 40 | 38 | 38 | 36 | 38 | 38 | 34 | 35 | 35 | 33 | 33 | 34 | 36 | \$2,292,474 | \$63,680 | \$1,225 |
| Information | 78 | 75 | 76 | 73 | 75 | 73 | 75 | 77 | 73 | 72 | 71 | 73 | 74 | \$2,716,178 | \$36,582 | \$703 |
| Financial Activities | 374 | 373 | 378 | 371 | 375 | 373 | 380 | 377 | 379 | 375 | 377 | 380 | 376 | \$11,298,786 | \$30,050 | \$578 |
| Finance | 209 | 207 | 208 | 204 | 206 | 203 | 209 | 211 | 210 | 207 | 213 | 217 | 209 | \$7,143,336 | \$34,233 | \$658 |
| Insurance | 77 | 75 | 80 | 83 | 84 | 84 | 84 | 83 | 83 | 77 | 78 | 80 | 81 | \$2,591,938 | \$32,131 | \$618 |
| Real Estate & Rental & Leasing | 88 | 91 | 90 | 84 | 85 | 86 | 87 | 83 | 86 | 91 | 86 | 83 | 87 | \$1,563,512 | \$18,041 | \$347 |
| Professional & Business Services | 251 | 240 | 243 | 251 | 256 | 255 | 260 | 257 | 255 | 256 | 258 | 258 | 253 | \$7,569,223 | \$29,879 | \$575 |
| Professional, Scientific & Tech | 109 | 107 | 111 | 115 | 119 | 121 | 122 | 121 | 122 | 118 | 121 | 121 | 117 | \$4,544,488 | \$38,759 | \$745 |
| Education & Health Services | 1,683 | 1,684 | 1,682 | 1,769 | 1,757 | 1,714 | 1,734 | 1,759 | 1,777 | 1,801 | 1,693 | 1,696 | 1,729 | \$35,193,870 | \$20,354 | \$391 |
| Leisure & Hospitality | 598 | 593 | 616 | 693 | 702 | 699 | 700 | 720 | 735 | 669 | 689 | 696 | 676 | \$5,912,527 | \$8,748 | \$168 |
| Arts, Entertain & Recreation | 30 | 31 | 34 | 58 | 58 | 61 | 66 | 67 | 65 | 57 | 55 | 53 | 53 | \$434,759 | \$8,216 | \$158 |
| Accommodation & Food Svcs | 568 | 562 | 582 | 635 | 644 | 638 | 634 | 653 | 670 | 612 | 634 | 643 | 623 | \$5,477,768 | \$8,794 | \$169 |
| Other Services (except Public Admin) | 231 | 231 | 241 | 251 | 260 | 254 | 234 | 251 | 254 | 239 | 245 | 230 | 243 | \$3,950,702 | \$16,230 | \$312 |
| Government | 1,511 | 1,525 | 1,534 | 1,586 | 1,594 | 1,442 | 971 | 1,210 | 1,569 | 1,586 | 1,590 | 1,583 | 1,475 | \$38,486,353 | \$26,091 | \$502 |
| Federal Government | 137 | 132 | 130 | 190 | 186 | 197 | 196 | 193 | 195 | 191 | 189 | 191 | 177 | \$7,590,181 | \$42,822 | \$823 |
| Postal Service | 67 | 65 | 64 | 65 | 65 | 64 | 66 | 68 | 71 | 71 | 70 | 71 | 67 | \$2,209,787 | \$32,859 | \$632 |
| State Government | 100 | 102 | 100 | 100 | 102 | 102 | 102 | 102 | 99 | 99 | 96 | 96 | 100 | \$2,628,656 | \$26,287 | \$506 |
| Local Government | 1,274 | 1,291 | 1,304 | 1,296 | 1,306 | 1,143 | 673 | 915 | 1,275 | 1,296 | 1,305 | 1,296 | 1,198 | \$28,267,516 | \$23,599 | \$454 |

Average Annual Employment, 2000-2005



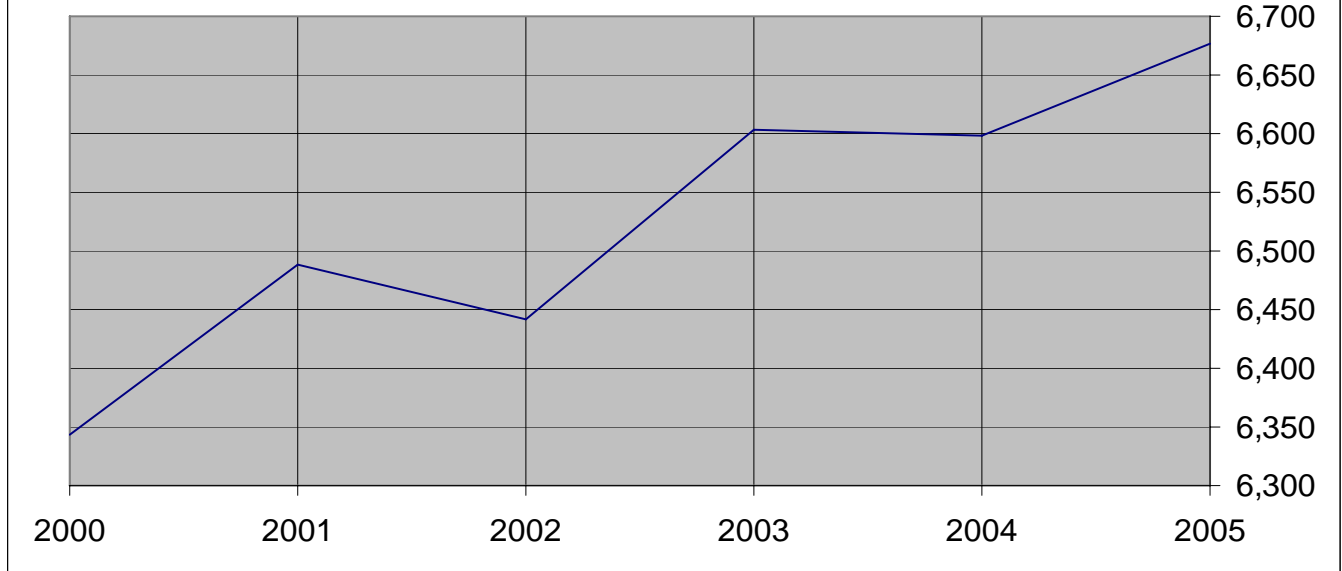
Average Weekly Wage, 2000-2005



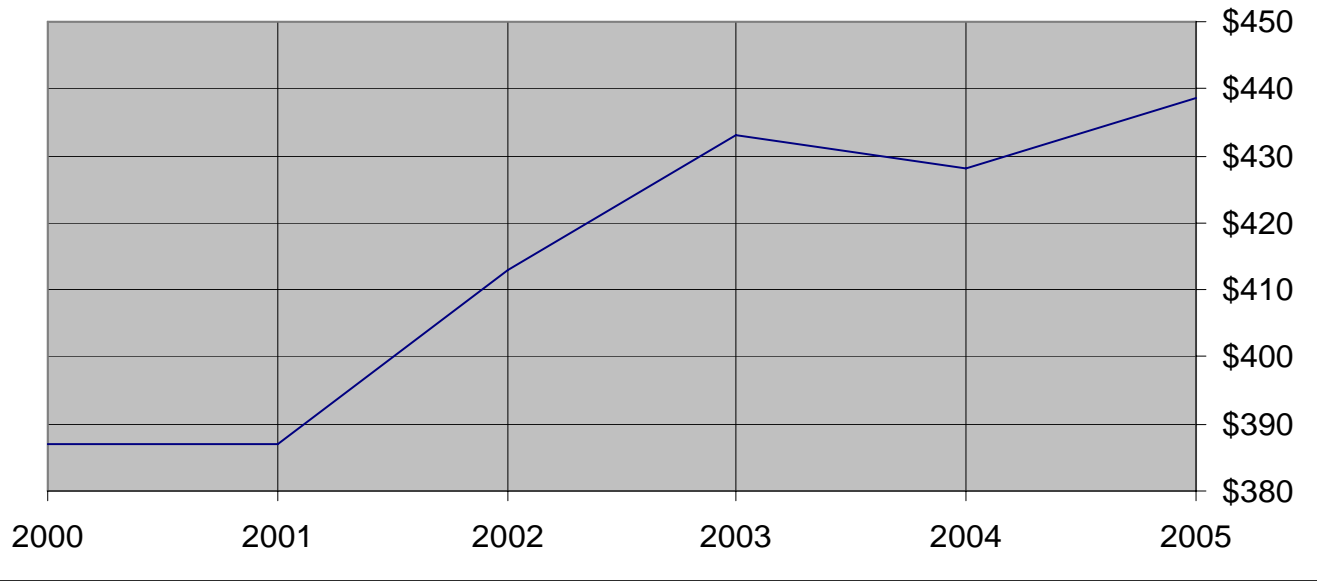
Stone County Employment & Wages

| Industry | Jan | Feb | Mar | Apr | May | Jun | Jul | Aug | Sep | Oct | Nov | Dec | Ann. Avg. | Total Wages | Avg. Ann. Pay | Avg. Wkly Wage |
|--------------------------------------|-------|-------|-------|-------|-------|-------|-------|-------|-------|-------|-------|-------|-----------|---------------|---------------|----------------|
| TOTAL, All Industries | 5,704 | 5,537 | 6,461 | 6,909 | 7,130 | 7,316 | 6,918 | 6,745 | 6,974 | 6,949 | 6,835 | 6,647 | 6,677 | \$152,252,473 | \$22,802 | \$439 |
| Total Private | 4,524 | 4,406 | 5,328 | 5,711 | 5,996 | 6,232 | 6,266 | 6,168 | 5,873 | 5,775 | 5,702 | 5,505 | 5,624 | \$124,092,311 | \$22,065 | \$424 |
| Goods Producing | 936 | 951 | 998 | 1,039 | 1,060 | 1,073 | 1,059 | 1,056 | 1,049 | 1,007 | 985 | 990 | 1,017 | \$24,167,055 | \$23,765 | \$457 |
| Construction | 718 | 733 | 754 | 789 | 809 | 808 | 789 | 787 | 789 | 766 | 748 | 754 | 770 | \$17,565,907 | \$22,803 | \$439 |
| Service Providing | 3,588 | 3,455 | 4,330 | 4,672 | 4,936 | 5,159 | 5,207 | 5,112 | 4,824 | 4,768 | 4,717 | 4,515 | 4,607 | \$99,925,256 | \$21,690 | \$417 |
| Trade, Transportation & Utilities | 1,024 | 1,019 | 1,029 | 1,077 | 1,109 | 1,110 | 1,031 | 1,020 | 995 | 1,014 | 1,016 | 1,001 | 1,037 | \$22,766,359 | \$21,952 | \$422 |
| Wholesale Trade | 62 | 62 | 61 | 65 | 67 | 66 | 71 | 65 | 63 | 65 | 68 | 64 | 65 | \$2,101,873 | \$32,378 | \$623 |
| Retail Trade | 814 | 804 | 814 | 856 | 885 | 884 | 875 | 870 | 849 | 864 | 862 | 850 | 852 | \$16,405,669 | \$19,250 | \$370 |
| Transportation & Warehousing | 106 | 110 | 110 | 112 | 115 | 114 | 40 | 40 | 39 | 39 | 40 | 41 | 76 | \$2,064,386 | \$27,343 | \$526 |
| Utilities | 42 | 43 | 44 | 44 | 42 | 46 | 45 | 45 | 44 | 46 | 46 | 46 | 44 | \$2,194,431 | \$49,406 | \$950 |
| Information | 46 | 50 | 49 | 45 | 44 | 44 | 48 | 48 | 53 | 48 | 45 | 46 | 47 | \$1,286,876 | \$27,284 | \$525 |
| Financial Activities | 344 | 340 | 358 | 387 | 429 | 416 | 467 | 452 | 437 | 442 | 424 | 403 | 408 | \$9,536,512 | \$23,359 | \$449 |
| Finance | 115 | 118 | 123 | 127 | 126 | 125 | 113 | 113 | 112 | 120 | 120 | 120 | 119 | \$3,409,212 | \$28,569 | \$549 |
| Insurance | 46 | 44 | 45 | 47 | 50 | 49 | 49 | 49 | 49 | 49 | 45 | 45 | 47 | \$992,119 | \$20,997 | \$404 |
| Real Estate & Rental & Leasing | 183 | 178 | 190 | 213 | 253 | 242 | 305 | 290 | 276 | 273 | 259 | 238 | 242 | \$5,135,181 | \$21,249 | \$409 |
| Professional & Business Services | 470 | 461 | 467 | 509 | 490 | 497 | 521 | 509 | 502 | 540 | 557 | 547 | 506 | \$14,936,079 | \$29,528 | \$568 |
| Adm, Support, Waste & Remed. | 375 | 366 | 372 | 417 | 399 | 402 | 431 | 422 | 415 | 412 | 424 | 412 | 404 | \$11,471,021 | \$28,399 | \$546 |
| Education & Health Services | 434 | 427 | 434 | 427 | 422 | 435 | 457 | 448 | 454 | 465 | 475 | 464 | 445 | \$11,190,585 | \$25,138 | \$483 |
| Leisure & Hospitality | 1,054 | 943 | 1,779 | 1,979 | 2,185 | 2,398 | 2,422 | 2,368 | 2,124 | 2,029 | 1,968 | 1,830 | 1,923 | \$35,600,672 | \$18,511 | \$356 |
| Other Services (except Public Admin) | 216 | 215 | 214 | 248 | 257 | 259 | 261 | 267 | 259 | 230 | 232 | 224 | 240 | \$4,608,173 | \$19,187 | \$369 |
| Government | 1,180 | 1,131 | 1,133 | 1,198 | 1,134 | 1,084 | 652 | 577 | 1,101 | 1,174 | 1,133 | 1,142 | 1,053 | \$28,160,162 | \$26,736 | \$514 |
| Federal Government | 39 | 39 | 35 | 39 | 39 | 38 | 38 | 39 | 39 | 36 | 36 | 35 | 38 | \$1,254,753 | \$33,312 | \$641 |
| Postal Service | 39 | 39 | 35 | 39 | 39 | 38 | 38 | 39 | 39 | 36 | 36 | 35 | 38 | \$1,254,753 | \$33,312 | \$641 |
| State Government | 37 | 37 | 37 | 37 | 37 | 38 | 38 | 38 | 37 | 37 | 37 | 37 | 37 | \$971,324 | \$26,076 | \$501 |
| Local Government | 1,104 | 1,055 | 1,061 | 1,122 | 1,058 | 1,008 | 576 | 500 | 1,025 | 1,101 | 1,060 | 1,070 | 978 | \$25,934,085 | \$26,508 | \$510 |

Average Annual Employment, 2000-2005



Average Weekly Wage, 2000-2005

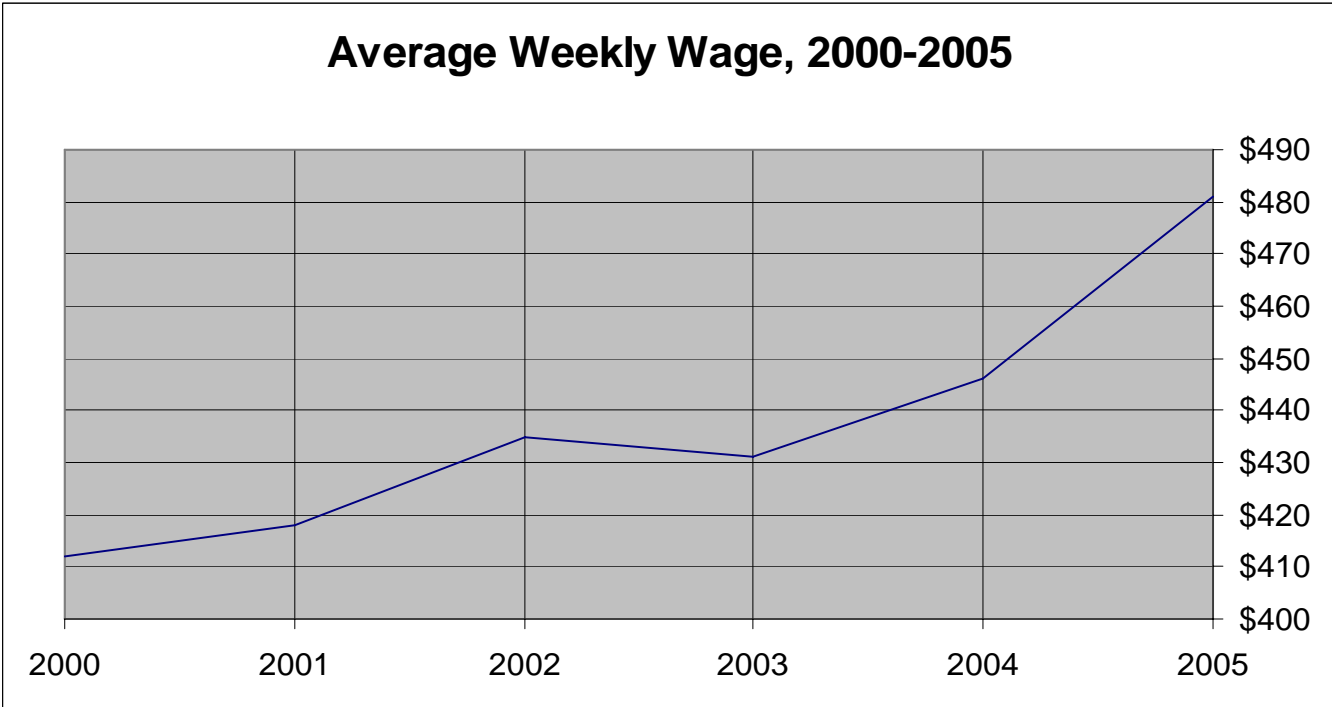
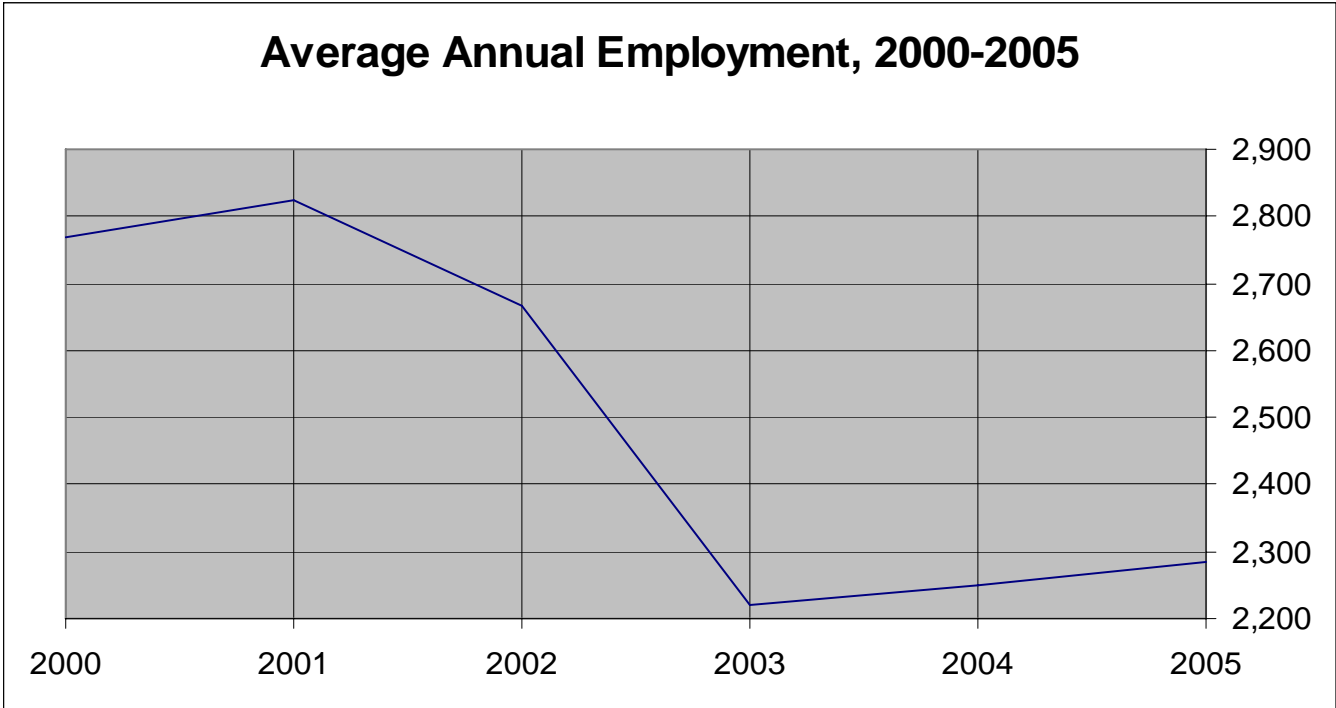


Stone



Sullivan County Employment & Wages

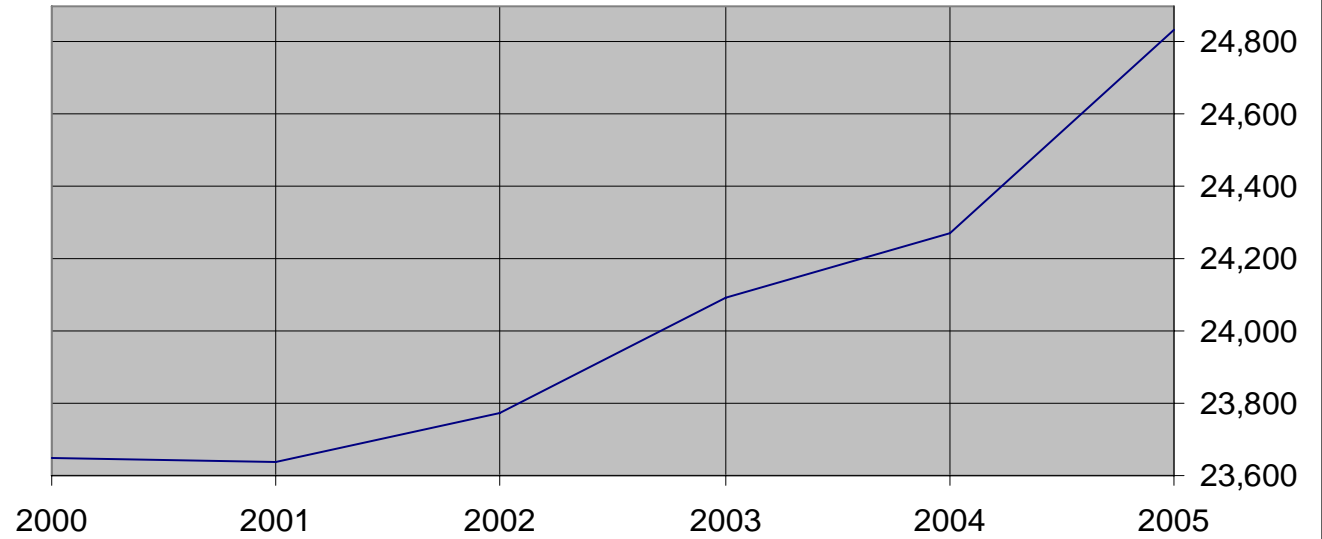
| Industry | Jan | Feb | Mar | Apr | May | Jun | Jul | Aug | Sep | Oct | Nov | Dec | Ann. Avg. | Total Wages | Avg. Ann. Pay | Avg. Wkly Wage |
|--------------------------------------|-------|-------|-------|-------|-------|-------|-------|-------|-------|-------|-------|-------|-----------|--------------|---------------|----------------|
| TOTAL, All Industries | 2,313 | 2,291 | 2,312 | 2,323 | 2,330 | 2,316 | 2,193 | 2,157 | 2,274 | 2,310 | 2,290 | 2,306 | 2,285 | \$57,122,641 | \$25,004 | \$481 |
| Total Private | 1,743 | 1,733 | 1,748 | 1,757 | 1,758 | 1,745 | 1,750 | 1,744 | 1,725 | 1,752 | 1,727 | 1,730 | 1,743 | \$43,789,141 | \$25,128 | \$483 |
| Construction | 23 | 23 | 29 | 31 | 28 | 30 | 32 | 32 | 30 | 39 | 36 | 32 | 30 | \$748,520 | \$24,609 | \$473 |
| Service Providing | 639 | 636 | 635 | 663 | 656 | 654 | 656 | 640 | 640 | 647 | 633 | 626 | 644 | \$13,559,072 | \$21,063 | \$405 |
| Trade, Transportation & Utilities | 250 | 246 | 248 | 252 | 254 | 250 | 253 | 249 | 245 | 248 | 248 | 248 | 249 | \$5,287,049 | \$21,212 | \$408 |
| Wholesale Trade | 29 | 29 | 30 | 31 | 32 | 30 | 32 | 30 | 31 | 31 | 30 | 30 | 30 | \$585,618 | \$19,253 | \$370 |
| Retail Trade | 177 | 176 | 176 | 173 | 174 | 173 | 177 | 174 | 166 | 168 | 169 | 168 | 173 | \$2,875,229 | \$16,660 | \$320 |
| Information | 59 | 59 | 59 | 55 | 55 | 55 | 54 | 54 | 55 | 54 | 54 | 54 | 56 | \$2,207,409 | \$39,714 | \$764 |
| Financial Activities | 57 | 59 | 58 | 60 | 59 | 59 | 61 | 61 | 62 | 58 | 57 | 57 | 59 | \$1,032,875 | \$17,506 | \$337 |
| Finance | 46 | 46 | 46 | 46 | 45 | 47 | 47 | 45 | 46 | 45 | 45 | 44 | 46 | \$916,263 | \$20,064 | \$386 |
| Insurance | 6 | 8 | 7 | 8 | 8 | 6 | 10 | 11 | 11 | 9 | 8 | 9 | 8 | \$99,036 | \$11,767 | \$226 |
| Real Estate & Rental & Leasing | 5 | 5 | 5 | 6 | 6 | 6 | 4 | 5 | 5 | 4 | 4 | 4 | 5 | \$17,576 | \$3,575 | \$69 |
| Professional & Business Services | 23 | 24 | 24 | 29 | 30 | 31 | 30 | 29 | 30 | 33 | 33 | 32 | 29 | \$642,795 | \$22,165 | \$426 |
| Professional, Scientific & Tech | 17 | 18 | 18 | 16 | 18 | 18 | 18 | 18 | 19 | 20 | 20 | 19 | 18 | \$352,189 | \$19,298 | \$371 |
| Education & Health Services | 141 | 139 | 137 | 136 | 131 | 136 | 134 | 132 | 134 | 137 | 133 | 127 | 135 | \$3,198,423 | \$23,736 | \$456 |
| Leisure & Hospitality | 41 | 40 | 42 | 58 | 56 | 53 | 58 | 43 | 44 | 44 | 40 | 41 | 47 | \$301,762 | \$6,466 | \$124 |
| Other Services (except Public Admin) | 68 | 69 | 67 | 73 | 71 | 70 | 66 | 72 | 70 | 73 | 68 | 67 | 70 | \$888,759 | \$12,788 | \$246 |
| Government | 570 | 558 | 564 | 566 | 572 | 571 | 443 | 413 | 549 | 558 | 563 | 576 | 542 | \$13,333,500 | \$24,604 | \$473 |
| Federal Government | 53 | 52 | 50 | 54 | 55 | 57 | 59 | 61 | 60 | 57 | 57 | 59 | 56 | \$2,476,928 | \$44,100 | \$848 |
| Postal Service | 27 | 26 | 25 | 25 | 26 | 27 | 27 | 29 | 27 | 24 | 25 | 28 | 26 | \$786,179 | \$29,855 | \$574 |
| State Government | 45 | 45 | 44 | 44 | 45 | 45 | 45 | 45 | 44 | 44 | 44 | 44 | 45 | \$1,147,239 | \$25,781 | \$496 |
| Local Government | 472 | 461 | 470 | 468 | 472 | 469 | 339 | 307 | 445 | 457 | 462 | 473 | 441 | \$9,709,333 | \$22,004 | \$423 |



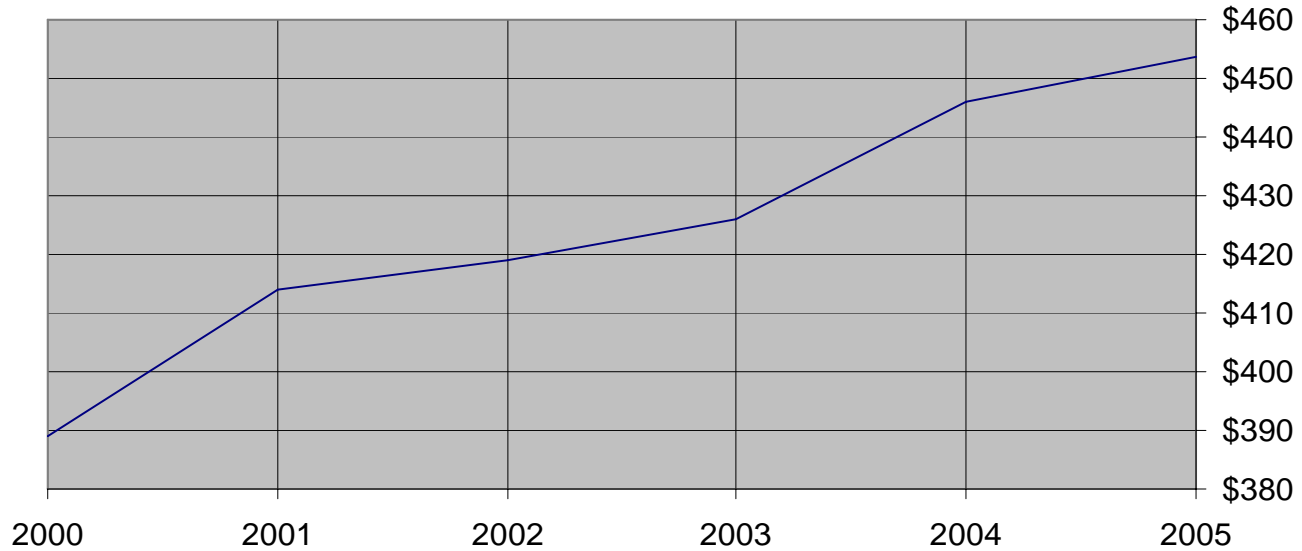
Taney County Employment & Wages

| Industry | Jan | Feb | Mar | Apr | May | Jun | Jul | Aug | Sep | Oct | Nov | Dec | Ann. Avg. | Total Wages | Avg. Ann. Pay | Avg. Wkly Wage |
|--------------------------------------|--------|--------|--------|--------|--------|--------|--------|--------|--------|--------|--------|--------|-----------|---------------|---------------|----------------|
| TOTAL, All Industries | 18,883 | 19,381 | 22,167 | 25,047 | 25,915 | 27,246 | 27,071 | 27,052 | 26,910 | 26,823 | 26,391 | 25,105 | 24,833 | \$585,740,168 | \$23,588 | \$454 |
| Total Private | 16,869 | 17,294 | 20,084 | 23,001 | 23,836 | 25,289 | 25,784 | 25,696 | 24,833 | 24,723 | 24,265 | 22,994 | 22,889 | \$528,930,040 | \$23,108 | \$444 |
| Goods Producing | 1,770 | 1,796 | 1,897 | 2,138 | 2,145 | 2,182 | 1,876 | 1,976 | 1,950 | 2,322 | 2,335 | 2,314 | 2,058 | \$65,439,414 | \$31,791 | \$611 |
| Natural Resources & Mining | 52 | 54 | 62 | 68 | 69 | 67 | 68 | 67 | 69 | 67 | 65 | 63 | 64 | \$3,128,804 | \$48,697 | \$936 |
| Construction | 1,172 | 1,229 | 1,280 | 1,509 | 1,488 | 1,506 | 1,188 | 1,261 | 1,238 | 1,615 | 1,640 | 1,660 | 1,399 | \$46,734,432 | \$33,410 | \$642 |
| Manufacturing | 546 | 513 | 555 | 561 | 588 | 609 | 620 | 648 | 643 | 640 | 630 | 591 | 595 | \$15,576,178 | \$26,164 | \$503 |
| Service Providing | 15,097 | 15,496 | 18,183 | 20,857 | 21,685 | 23,101 | 23,902 | 23,714 | 22,877 | 22,397 | 21,925 | 20,678 | 20,826 | \$463,425,541 | \$22,252 | \$428 |
| Trade, Transportation & Utilities | 3,859 | 3,797 | 4,254 | 4,487 | 4,609 | 4,714 | 4,773 | 4,774 | 4,714 | 4,814 | 4,915 | 4,844 | 4,546 | \$95,531,379 | \$21,014 | \$404 |
| Wholesale Trade | 264 | 267 | 267 | 296 | 286 | 288 | 299 | 293 | 296 | 306 | 310 | 296 | 289 | \$8,271,618 | \$28,622 | \$550 |
| Retail Trade | 3,199 | 3,146 | 3,444 | 3,618 | 3,737 | 3,825 | 3,864 | 3,872 | 3,802 | 3,912 | 4,006 | 3,968 | 3,699 | \$69,744,899 | \$18,853 | \$363 |
| Transportation & Warehousing | 263 | 251 | 411 | 439 | 453 | 469 | 480 | 479 | 483 | 463 | 467 | 448 | 426 | \$10,234,802 | \$24,054 | \$463 |
| Utilities | 133 | 133 | 132 | 134 | 133 | 132 | 130 | 130 | 133 | 133 | 132 | 132 | 132 | \$7,280,060 | \$55,048 | \$1,059 |
| Information | 329 | 317 | 373 | 396 | 404 | 415 | 427 | 416 | 423 | 413 | 421 | 415 | 396 | \$11,328,485 | \$28,625 | \$550 |
| Financial Activities | 980 | 986 | 1,034 | 1,269 | 1,300 | 1,322 | 1,337 | 1,360 | 1,369 | 1,361 | 1,347 | 1,350 | 1,251 | \$36,972,143 | \$29,548 | \$568 |
| Finance | 327 | 328 | 327 | 333 | 335 | 329 | 333 | 329 | 333 | 341 | 346 | 351 | 334 | \$10,528,880 | \$31,492 | \$606 |
| Insurance | 97 | 98 | 98 | 95 | 98 | 105 | 97 | 103 | 117 | 97 | 93 | 108 | 101 | \$4,377,029 | \$43,553 | \$838 |
| Real Estate & Rental & Leasing | 556 | 560 | 609 | 841 | 867 | 888 | 907 | 928 | 919 | 923 | 908 | 891 | 816 | \$22,066,234 | \$27,028 | \$520 |
| Professional & Business Services | 1,377 | 1,486 | 1,721 | 1,905 | 1,882 | 1,953 | 2,351 | 2,395 | 2,388 | 2,062 | 2,057 | 1,958 | 1,961 | \$49,187,346 | \$25,080 | \$482 |
| Professional, Scientific & Tech | 536 | 504 | 570 | 616 | 602 | 621 | 586 | 606 | 606 | 594 | 585 | 575 | 583 | \$14,324,552 | \$24,553 | \$472 |
| Mgt of Companies & Enterprises | 152 | 162 | 162 | 183 | 184 | 201 | 200 | 200 | 195 | 188 | 191 | 182 | 183 | \$4,942,072 | \$26,957 | \$518 |
| Adm, Support, Waste & Remed. | 689 | 820 | 989 | 1,106 | 1,096 | 1,131 | 1,565 | 1,589 | 1,587 | 1,280 | 1,281 | 1,201 | 1,195 | \$29,920,722 | \$25,049 | \$482 |
| Education & Health Services | 2,063 | 2,119 | 2,140 | 2,143 | 2,147 | 2,117 | 2,125 | 2,127 | 2,173 | 2,169 | 2,148 | 2,176 | 2,137 | \$74,971,397 | \$35,078 | \$675 |
| Leisure & Hospitality | 5,511 | 5,775 | 7,592 | 9,507 | 10,207 | 11,404 | 11,658 | 11,441 | 10,610 | 10,407 | 9,896 | 8,853 | 9,405 | \$168,984,552 | \$17,967 | \$346 |
| Arts, Entertain & Recreation | 968 | 1,105 | 1,839 | 2,425 | 2,774 | 3,105 | 2,961 | 2,792 | 2,665 | 2,606 | 2,305 | 1,860 | 2,284 | \$45,943,033 | \$20,117 | \$387 |
| Accommodation & Food Svcs | 4,543 | 4,670 | 5,753 | 7,082 | 7,433 | 8,299 | 8,697 | 8,649 | 7,945 | 7,801 | 7,591 | 6,993 | 7,121 | \$123,041,519 | \$17,278 | \$332 |
| Other Services (except Public Admin) | 978 | 1,016 | 1,069 | 1,150 | 1,136 | 1,176 | 1,231 | 1,201 | 1,200 | 1,171 | 1,141 | 1,082 | 1,129 | \$26,450,239 | \$23,423 | \$450 |
| Government | 2,014 | 2,087 | 2,083 | 2,046 | 2,079 | 1,957 | 1,287 | 1,356 | 2,077 | 2,100 | 2,126 | 2,111 | 1,944 | \$56,810,128 | \$29,230 | \$562 |
| Federal Government | 103 | 101 | 102 | 87 | 88 | 90 | 100 | 100 | 103 | 100 | 98 | 94 | 97 | \$4,467,006 | \$45,973 | \$884 |
| Postal Service | 62 | 62 | 61 | 49 | 49 | 48 | 55 | 55 | 56 | 50 | 49 | 49 | 54 | \$2,018,215 | \$37,548 | \$722 |
| State Government | 156 | 156 | 154 | 156 | 157 | 160 | 157 | 157 | 156 | 155 | 152 | 154 | 156 | \$5,058,966 | \$32,464 | \$624 |
| Local Government | 1,755 | 1,830 | 1,827 | 1,803 | 1,834 | 1,707 | 1,030 | 1,099 | 1,818 | 1,845 | 1,876 | 1,863 | 1,691 | \$47,284,156 | \$27,969 | \$538 |

Average Annual Employment, 2000-2005

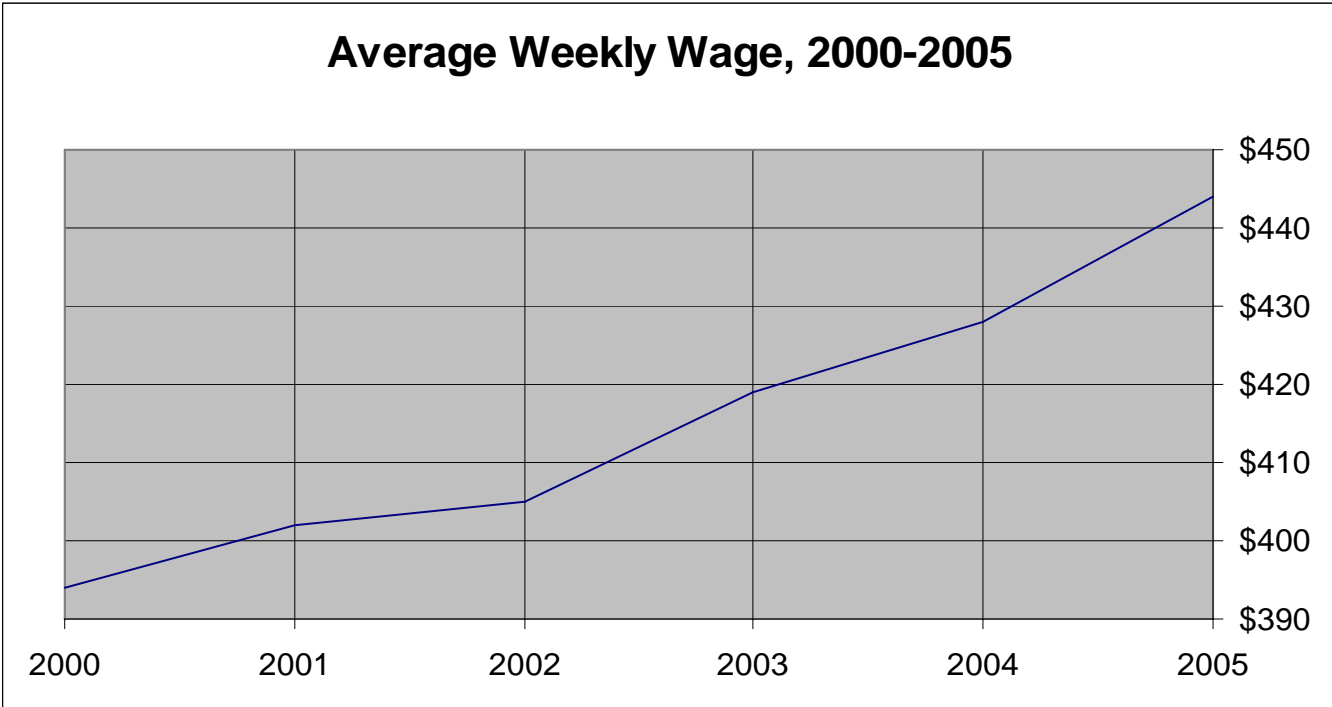
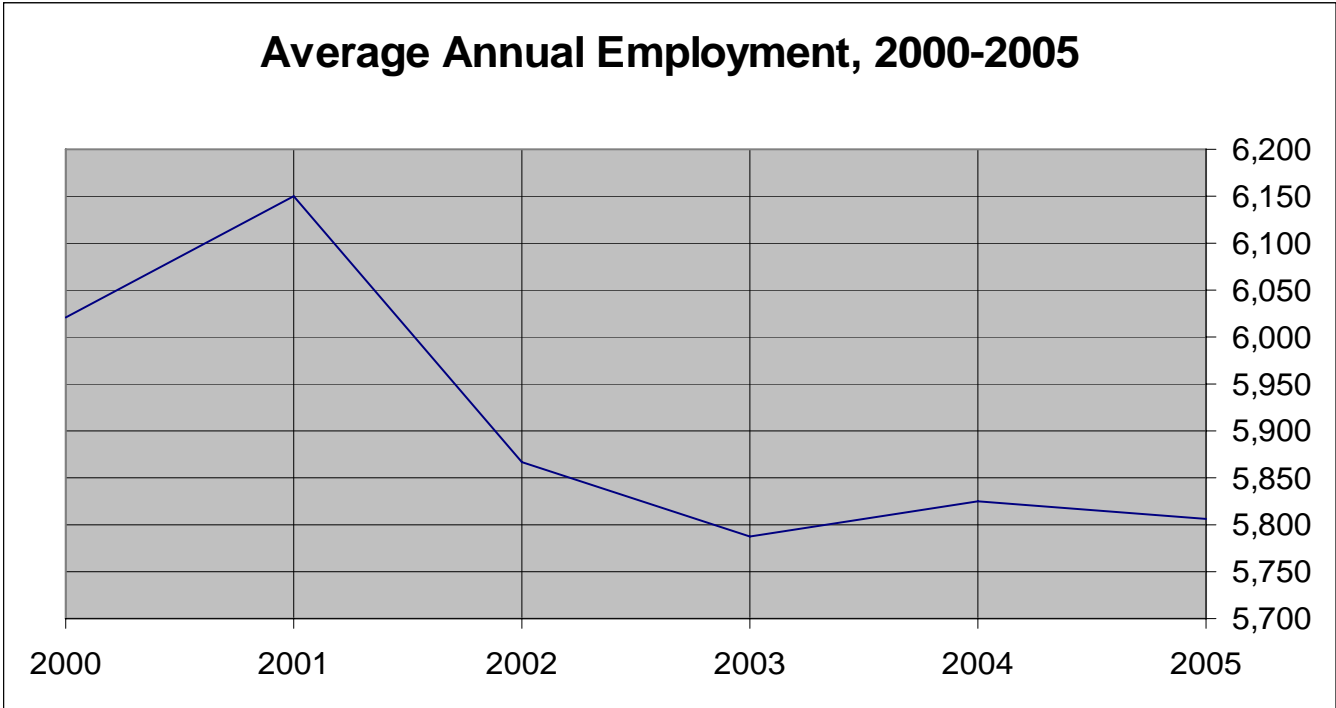


Average Weekly Wage, 2000-2005



Texas County Employment & Wages

| Industry | Jan | Feb | Mar | Apr | May | Jun | Jul | Aug | Sep | Oct | Nov | Dec | Ann. Avg. | Total Wages | Avg. Ann. Pay | Avg. Wkly Wage |
|--------------------------------------|-------|-------|-------|-------|-------|-------|-------|-------|-------|-------|-------|-------|-----------|---------------|---------------|----------------|
| TOTAL, All Industries | 5,702 | 5,716 | 5,771 | 5,909 | 5,879 | 5,856 | 5,680 | 5,489 | 5,894 | 5,939 | 5,930 | 5,909 | 5,806 | \$134,071,043 | \$23,091 | \$444 |
| Total Private | 3,765 | 3,773 | 3,833 | 3,958 | 3,921 | 3,923 | 3,997 | 4,001 | 3,994 | 3,992 | 3,969 | 3,938 | 3,922 | \$83,601,415 | \$21,316 | \$410 |
| Goods Producing | 1,139 | 1,123 | 1,153 | 1,167 | 1,170 | 1,195 | 1,234 | 1,236 | 1,206 | 1,187 | 1,179 | 1,152 | 1,178 | \$29,977,385 | \$25,439 | \$489 |
| Natural Resources & Mining | 45 | 44 | 45 | 47 | 48 | 49 | 45 | 44 | 44 | 44 | 40 | 45 | 45 | \$1,138,199 | \$25,293 | \$486 |
| Construction | 134 | 130 | 135 | 139 | 144 | 149 | 155 | 165 | 159 | 148 | 141 | 140 | 145 | \$3,271,580 | \$22,576 | \$434 |
| Manufacturing | 960 | 949 | 973 | 981 | 978 | 997 | 1,034 | 1,027 | 1,003 | 995 | 998 | 967 | 989 | \$25,567,606 | \$25,865 | \$497 |
| Service Providing | 2,611 | 2,635 | 2,665 | 2,776 | 2,737 | 2,714 | 2,750 | 2,752 | 2,773 | 2,789 | 2,775 | 2,771 | 2,729 | \$53,383,634 | \$19,562 | \$376 |
| Trade, Transportation & Utilities | 1,363 | 1,372 | 1,381 | 1,421 | 1,396 | 1,388 | 1,424 | 1,433 | 1,417 | 1,414 | 1,418 | 1,426 | 1,404 | \$29,928,069 | \$21,310 | \$410 |
| Retail Trade | 862 | 869 | 872 | 886 | 876 | 864 | 890 | 897 | 889 | 899 | 906 | 907 | 885 | \$14,548,496 | \$16,444 | \$316 |
| Transportation & Warehousing | 272 | 260 | 263 | 274 | 268 | 265 | 281 | 275 | 268 | 263 | 268 | 268 | 269 | \$8,294,151 | \$30,862 | \$593 |
| Information | 59 | 60 | 57 | 61 | 60 | 55 | 58 | 56 | 54 | 54 | 53 | 54 | 57 | \$1,272,023 | \$22,415 | \$431 |
| Financial Activities | 253 | 253 | 253 | 249 | 247 | 248 | 254 | 254 | 256 | 254 | 258 | 253 | 253 | \$6,815,689 | \$26,975 | \$519 |
| Finance | 182 | 184 | 181 | 177 | 174 | 176 | 176 | 178 | 178 | 183 | 185 | 179 | 179 | \$5,217,853 | \$29,082 | \$559 |
| Insurance | 49 | 48 | 50 | 48 | 49 | 48 | 54 | 52 | 54 | 46 | 45 | 44 | 49 | \$1,092,071 | \$22,325 | \$429 |
| Real Estate & Rental & Leasing | 22 | 21 | 22 | 24 | 24 | 24 | 24 | 24 | 24 | 25 | 28 | 30 | 24 | \$505,765 | \$20,785 | \$400 |
| Professional & Business Services | 130 | 131 | 128 | 128 | 121 | 122 | 128 | 124 | 127 | 128 | 126 | 129 | 127 | \$3,031,126 | \$23,898 | \$460 |
| Professional, Scientific & Tech | 75 | 77 | 75 | 76 | 76 | 71 | 72 | 71 | 73 | 73 | 71 | 72 | 74 | \$1,421,429 | \$19,339 | \$372 |
| Education & Health Services | 347 | 347 | 347 | 380 | 375 | 362 | 366 | 367 | 394 | 393 | 383 | 388 | 371 | \$7,470,032 | \$20,148 | \$387 |
| Leisure & Hospitality | 344 | 366 | 396 | 428 | 424 | 428 | 408 | 403 | 405 | 429 | 419 | 403 | 404 | \$3,593,366 | \$8,885 | \$171 |
| Other Services (except Public Admin) | 115 | 106 | 103 | 109 | 114 | 111 | 112 | 115 | 120 | 117 | 118 | 118 | 113 | \$1,273,329 | \$11,252 | \$216 |
| Government | 1,937 | 1,943 | 1,938 | 1,951 | 1,958 | 1,933 | 1,683 | 1,488 | 1,900 | 1,947 | 1,961 | 1,971 | 1,884 | \$50,469,628 | \$26,786 | \$515 |
| Federal Government | 95 | 95 | 89 | 97 | 97 | 97 | 95 | 94 | 97 | 103 | 104 | 96 | 97 | \$3,749,266 | \$38,819 | \$747 |
| Postal Service | 49 | 50 | 44 | 49 | 48 | 50 | 48 | 47 | 47 | 48 | 48 | 46 | 48 | \$1,488,823 | \$31,125 | \$599 |
| State Government | 569 | 569 | 568 | 569 | 575 | 559 | 554 | 552 | 549 | 547 | 549 | 545 | 559 | \$14,318,632 | \$25,626 | \$493 |
| Local Government | 1,273 | 1,279 | 1,281 | 1,285 | 1,286 | 1,277 | 1,034 | 842 | 1,254 | 1,297 | 1,308 | 1,330 | 1,229 | \$32,401,730 | \$26,368 | \$507 |



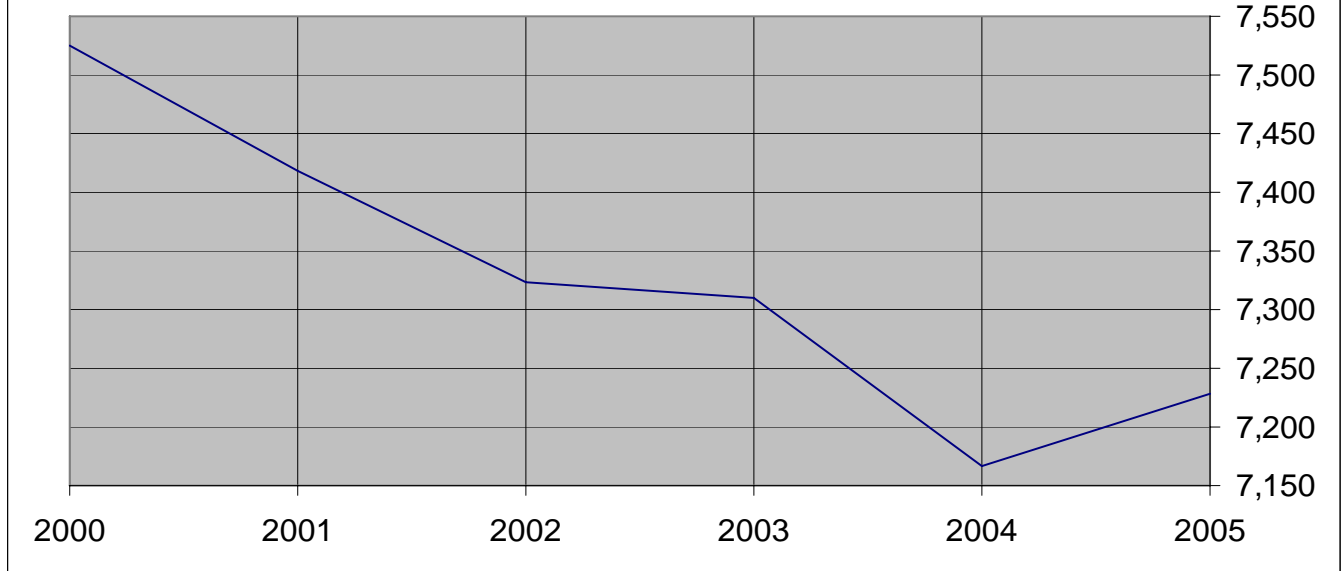
Texas



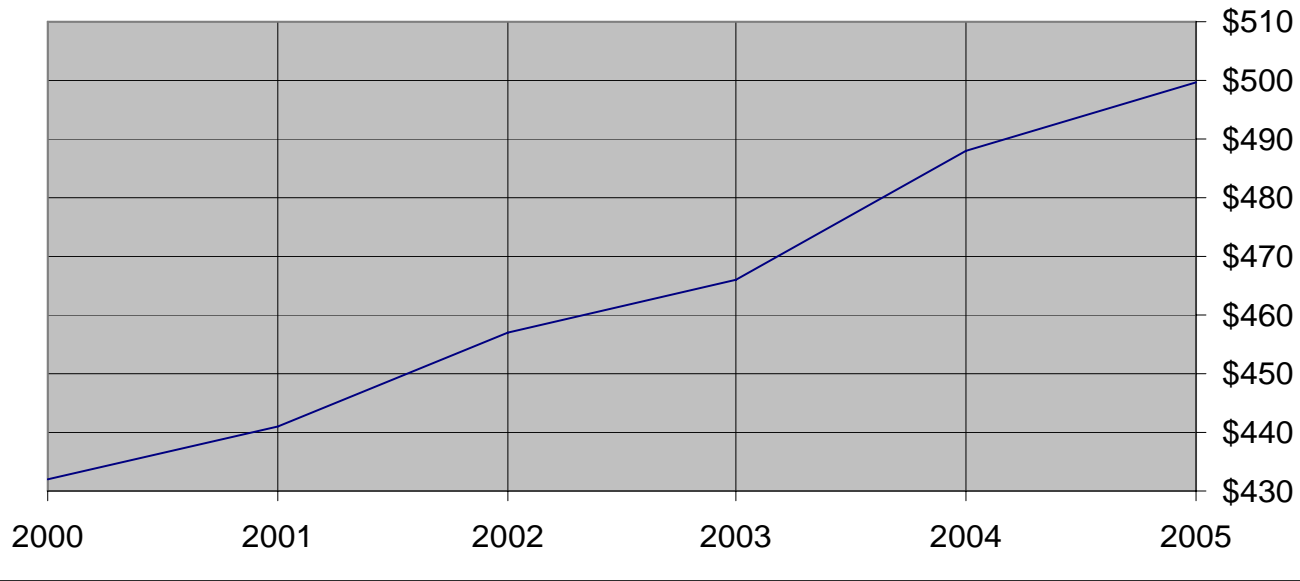
Vernon County Employment & Wages

| Industry | Jan | Feb | Mar | Apr | May | Jun | Jul | Aug | Sep | Oct | Nov | Dec | Ann. Avg. | Total Wages | Avg. Ann. Pay | Avg. Wkly Wage |
|--------------------------------------|-------|-------|-------|-------|-------|-------|-------|-------|-------|-------|-------|-------|-----------|---------------|---------------|----------------|
| TOTAL, All Industries | 7,145 | 7,174 | 7,189 | 7,422 | 7,434 | 7,442 | 6,878 | 6,922 | 7,357 | 7,251 | 7,264 | 7,265 | 7,229 | \$187,816,771 | \$25,983 | \$500 |
| Total Private | 5,262 | 5,279 | 5,305 | 5,498 | 5,496 | 5,507 | 5,406 | 5,386 | 5,451 | 5,362 | 5,375 | 5,403 | 5,394 | \$137,546,570 | \$25,499 | \$490 |
| Goods Producing | 1,297 | 1,307 | 1,303 | 1,322 | 1,325 | 1,337 | 1,338 | 1,334 | 1,320 | 1,289 | 1,272 | 1,281 | 1,310 | \$52,302,904 | \$39,913 | \$768 |
| Natural Resources & Mining | 25 | 26 | 24 | 28 | 28 | 28 | 25 | 25 | 25 | 22 | 23 | 24 | 25 | \$1,009,860 | \$39,994 | \$769 |
| Construction | 160 | 159 | 165 | 180 | 183 | 189 | 190 | 204 | 203 | 193 | 186 | 186 | 183 | \$4,943,730 | \$26,990 | \$519 |
| Manufacturing | 1,112 | 1,122 | 1,114 | 1,114 | 1,114 | 1,120 | 1,123 | 1,105 | 1,092 | 1,074 | 1,063 | 1,071 | 1,102 | \$46,349,314 | \$42,059 | \$809 |
| Service Providing | 3,670 | 3,679 | 3,718 | 3,888 | 3,882 | 3,879 | 3,770 | 3,764 | 3,843 | 3,776 | 3,806 | 3,825 | 3,792 | \$77,236,075 | \$20,370 | \$392 |
| Trade, Transportation & Utilities | 1,237 | 1,226 | 1,260 | 1,310 | 1,327 | 1,315 | 1,342 | 1,329 | 1,328 | 1,312 | 1,329 | 1,326 | 1,303 | \$27,595,120 | \$21,171 | \$407 |
| Wholesale Trade | 225 | 227 | 233 | 226 | 233 | 231 | 231 | 226 | 222 | 234 | 229 | 227 | 229 | \$6,402,505 | \$27,999 | \$538 |
| Retail Trade | 844 | 826 | 850 | 905 | 912 | 899 | 916 | 904 | 900 | 883 | 899 | 899 | 886 | \$15,761,083 | \$17,781 | \$342 |
| Information | 87 | 85 | 83 | 86 | 88 | 90 | 87 | 83 | 87 | 79 | 88 | 88 | 86 | \$1,688,998 | \$19,659 | \$378 |
| Financial Activities | 362 | 364 | 359 | 356 | 354 | 364 | 345 | 344 | 342 | 349 | 349 | 348 | 353 | \$10,225,870 | \$28,968 | \$557 |
| Finance | 272 | 275 | 271 | 269 | 265 | 274 | 265 | 266 | 266 | 269 | 270 | 266 | 269 | \$8,030,231 | \$29,852 | \$574 |
| Insurance | 46 | 47 | 47 | 46 | 47 | 45 | 42 | 42 | 40 | 43 | 43 | 43 | 44 | \$1,617,839 | \$36,561 | \$703 |
| Real Estate & Rental & Leasing | 44 | 42 | 41 | 41 | 42 | 45 | 38 | 36 | 36 | 37 | 36 | 39 | 40 | \$577,800 | \$14,536 | \$280 |
| Professional & Business Services | 242 | 258 | 255 | 289 | 276 | 288 | 275 | 284 | 301 | 303 | 301 | 313 | 282 | \$6,354,796 | \$22,528 | \$433 |
| Professional, Scientific & Tech | 178 | 179 | 179 | 189 | 175 | 185 | 176 | 180 | 198 | 199 | 200 | 207 | 187 | \$3,892,064 | \$20,804 | \$400 |
| Mgt of Companies & Enterprises | 17 | 17 | 17 | 18 | 18 | 18 | 18 | 18 | 18 | 19 | 19 | 19 | 18 | \$985,358 | \$54,742 | \$1,053 |
| Adm, Support, Waste & Remed. | 47 | 62 | 59 | 82 | 83 | 85 | 81 | 86 | 85 | 85 | 82 | 87 | 77 | \$1,477,374 | \$19,187 | \$369 |
| Education & Health Services | 984 | 978 | 972 | 963 | 960 | 955 | 899 | 908 | 937 | 943 | 950 | 968 | 951 | \$23,077,073 | \$24,255 | \$466 |
| Leisure & Hospitality | 476 | 485 | 504 | 568 | 556 | 555 | 504 | 504 | 529 | 511 | 507 | 505 | 517 | \$4,576,473 | \$8,852 | \$170 |
| Arts, Entertain & Recreation | 25 | 24 | 26 | 26 | 27 | 33 | 28 | 29 | 28 | 25 | 25 | 23 | 27 | \$322,433 | \$12,129 | \$233 |
| Accommodation & Food Svcs | 451 | 461 | 478 | 542 | 529 | 522 | 476 | 475 | 501 | 486 | 482 | 482 | 490 | \$4,254,040 | \$8,674 | \$167 |
| Other Services (except Public Admin) | 282 | 283 | 285 | 316 | 321 | 312 | 318 | 312 | 319 | 279 | 282 | 277 | 299 | \$3,717,745 | \$12,441 | \$239 |
| Government | 1,883 | 1,895 | 1,884 | 1,924 | 1,938 | 1,935 | 1,472 | 1,536 | 1,906 | 1,889 | 1,889 | 1,862 | 1,834 | \$50,270,201 | \$27,404 | \$527 |
| Federal Government | 87 | 85 | 84 | 91 | 93 | 92 | 92 | 92 | 94 | 90 | 91 | 94 | 90 | \$3,464,215 | \$38,314 | \$737 |
| Postal Service | 57 | 55 | 55 | 57 | 59 | 59 | 59 | 59 | 60 | 56 | 55 | 57 | 57 | \$1,876,136 | \$32,723 | \$629 |
| State Government | 487 | 487 | 487 | 489 | 489 | 483 | 482 | 483 | 474 | 468 | 465 | 454 | 479 | \$12,139,264 | \$25,343 | \$487 |
| Local Government | 1,309 | 1,323 | 1,313 | 1,344 | 1,356 | 1,360 | 898 | 961 | 1,338 | 1,331 | 1,333 | 1,314 | 1,265 | \$34,666,722 | \$27,405 | \$527 |

Average Annual Employment, 2000-2005



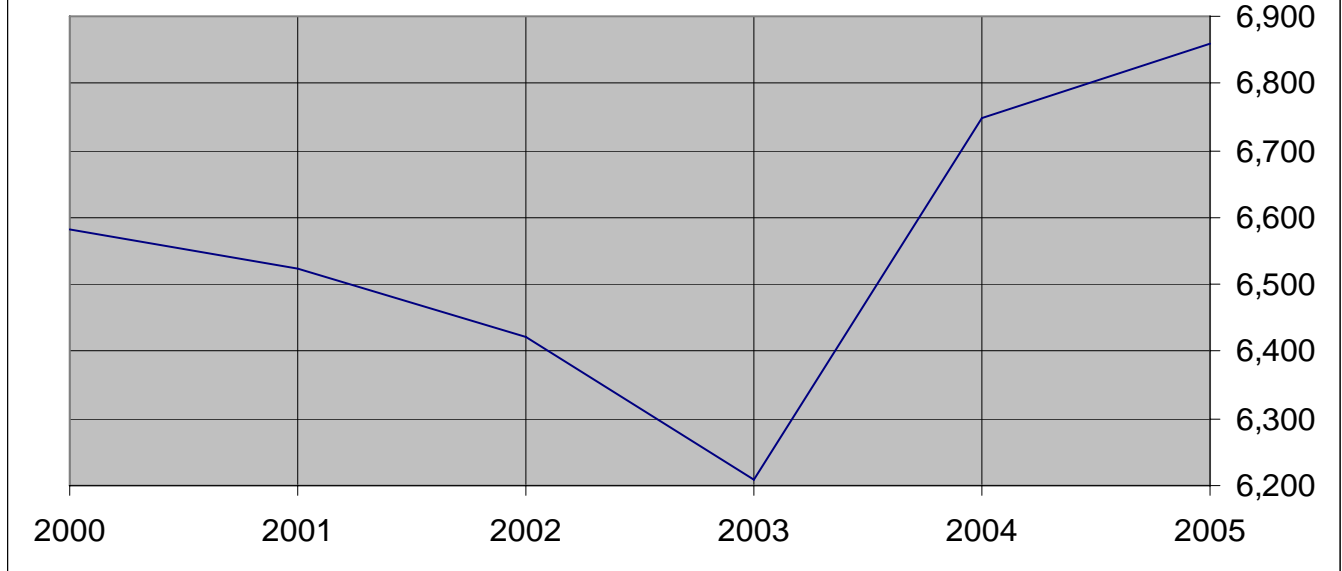
Average Weekly Wage, 2000-2005



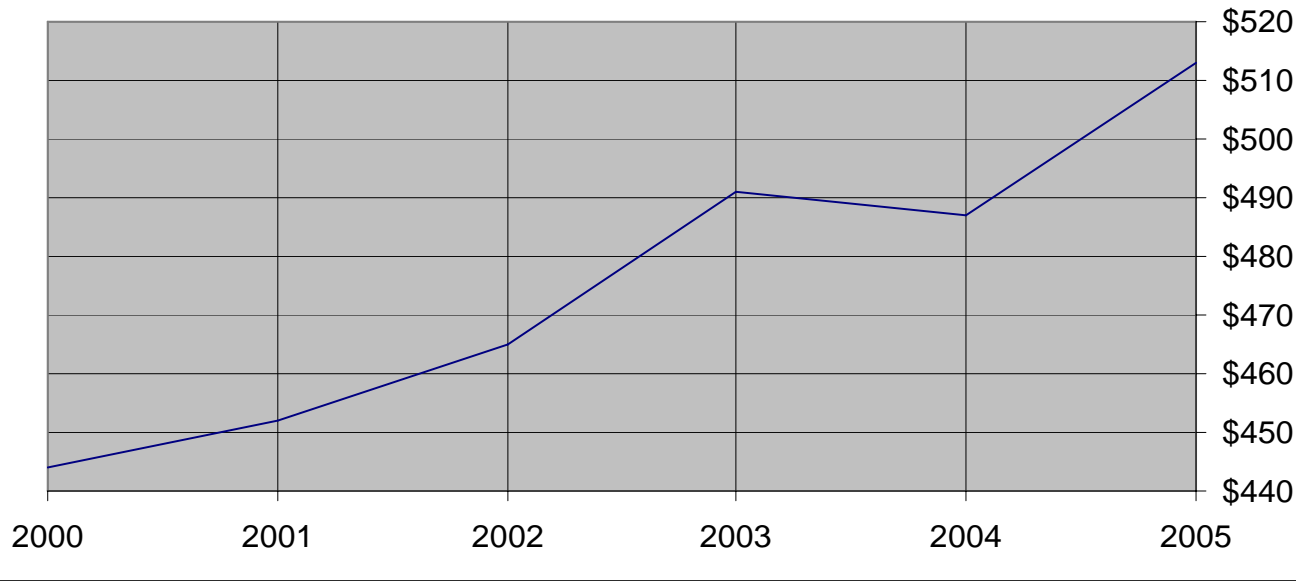
Warren County Employment & Wages

| Industry | Jan | Feb | Mar | Apr | May | Jun | Jul | Aug | Sep | Oct | Nov | Dec | Ann. Avg. | Total Wages | Avg. Ann. Pay | Avg. Wkly Wage |
|--------------------------------------|-------|-------|-------|-------|-------|-------|-------|-------|-------|-------|-------|-------|-----------|---------------|---------------|----------------|
| TOTAL, All Industries | 6,874 | 6,845 | 6,918 | 6,856 | 6,885 | 6,946 | 6,785 | 6,774 | 7,008 | 6,750 | 6,756 | 6,925 | 6,860 | \$182,946,389 | \$26,668 | \$513 |
| Total Private | 5,707 | 5,678 | 5,753 | 5,697 | 5,714 | 5,769 | 5,846 | 5,887 | 5,828 | 5,560 | 5,552 | 5,636 | 5,719 | \$152,710,490 | \$26,703 | \$514 |
| Goods Producing | 2,152 | 2,107 | 2,097 | 2,097 | 2,136 | 2,143 | 2,213 | 2,210 | 2,182 | 2,191 | 2,171 | 2,146 | 2,154 | \$79,109,029 | \$36,731 | \$706 |
| Natural Resources & Mining | 29 | 28 | 30 | 31 | 31 | 30 | 31 | 31 | 29 | 28 | 28 | 28 | 30 | \$2,605,862 | \$88,334 | \$1,699 |
| Construction | 596 | 599 | 640 | 666 | 689 | 724 | 730 | 739 | 709 | 689 | 660 | 643 | 674 | \$23,409,178 | \$34,749 | \$668 |
| Manufacturing | 1,527 | 1,480 | 1,427 | 1,400 | 1,416 | 1,389 | 1,452 | 1,440 | 1,444 | 1,474 | 1,483 | 1,475 | 1,451 | \$53,093,989 | \$36,602 | \$704 |
| Service Providing | 3,509 | 3,520 | 3,600 | 3,558 | 3,539 | 3,586 | 3,597 | 3,614 | 3,600 | 3,347 | 3,344 | 3,453 | 3,522 | \$73,181,455 | \$20,777 | \$400 |
| Trade, Transportation & Utilities | 1,685 | 1,694 | 1,701 | 1,703 | 1,727 | 1,728 | 1,753 | 1,764 | 1,724 | 1,607 | 1,632 | 1,674 | 1,699 | \$41,473,034 | \$24,405 | \$469 |
| Retail Trade | 1,120 | 1,122 | 1,136 | 1,119 | 1,146 | 1,151 | 1,195 | 1,202 | 1,189 | 1,138 | 1,178 | 1,191 | 1,157 | \$22,400,260 | \$19,356 | \$372 |
| Transportation & Warehousing | 363 | 363 | 360 | 361 | 362 | 358 | 337 | 345 | 345 | 292 | 279 | 302 | 339 | \$11,257,331 | \$33,216 | \$639 |
| Information | 41 | 41 | 42 | 42 | 43 | 42 | 43 | 43 | 40 | 40 | 39 | 40 | 41 | \$1,109,164 | \$26,835 | \$516 |
| Financial Activities | 231 | 229 | 227 | 227 | 228 | 231 | 239 | 235 | 227 | 224 | 226 | 230 | 230 | \$6,340,102 | \$27,626 | \$531 |
| Finance | 112 | 115 | 116 | 113 | 111 | 116 | 121 | 121 | 116 | 119 | 120 | 120 | 117 | \$3,246,661 | \$27,829 | \$535 |
| Insurance | 40 | 38 | 36 | 37 | 36 | 36 | 40 | 38 | 36 | 34 | 34 | 35 | 37 | \$1,170,325 | \$31,918 | \$614 |
| Real Estate & Rental & Leasing | 79 | 76 | 75 | 77 | 81 | 79 | 78 | 76 | 75 | 71 | 72 | 75 | 76 | \$1,923,116 | \$25,249 | \$486 |
| Professional & Business Services | 205 | 235 | 258 | 269 | 253 | 246 | 234 | 240 | 284 | 234 | 229 | 253 | 245 | \$4,922,815 | \$20,093 | \$386 |
| Adm, Support, Waste & Remed. | 74 | 88 | 131 | 148 | 163 | 153 | 146 | 151 | 192 | 139 | 131 | 153 | 139 | \$2,102,669 | \$15,118 | \$291 |
| Education & Health Services | 474 | 481 | 482 | 459 | 470 | 474 | 462 | 459 | 456 | 467 | 461 | 461 | 467 | \$9,554,345 | \$20,452 | \$393 |
| Leisure & Hospitality | 697 | 667 | 716 | 702 | 652 | 673 | 663 | 678 | 669 | 605 | 599 | 634 | 663 | \$6,722,672 | \$10,141 | \$195 |
| Arts, Entertain & Recreation | 18 | 18 | 25 | 41 | 52 | 58 | 39 | 49 | 47 | 48 | 42 | 28 | 39 | \$676,488 | \$17,458 | \$336 |
| Accommodation & Food Svcs | 679 | 649 | 691 | 661 | 600 | 615 | 624 | 629 | 622 | 557 | 557 | 606 | 624 | \$6,046,184 | \$9,687 | \$186 |
| Other Services (except Public Admin) | 176 | 173 | 174 | 156 | 166 | 192 | 203 | 195 | 200 | 170 | 158 | 161 | 177 | \$3,059,323 | \$17,284 | \$332 |
| Government | 1,167 | 1,167 | 1,165 | 1,159 | 1,171 | 1,177 | 939 | 887 | 1,180 | 1,190 | 1,204 | 1,289 | 1,141 | \$30,235,899 | \$26,494 | \$509 |
| Federal Government | 62 | 61 | 60 | 62 | 62 | 58 | 63 | 63 | 58 | 61 | 62 | 62 | 61 | \$2,364,940 | \$38,664 | \$744 |
| Postal Service | 50 | 50 | 49 | 51 | 52 | 51 | 51 | 51 | 50 | 49 | 50 | 50 | 50 | \$1,616,213 | \$32,110 | \$618 |
| State Government | 76 | 76 | 76 | 76 | 76 | 77 | 77 | 77 | 76 | 76 | 76 | 75 | 76 | \$2,273,378 | \$29,847 | \$574 |
| Local Government | 1,029 | 1,030 | 1,029 | 1,021 | 1,033 | 1,042 | 799 | 747 | 1,046 | 1,053 | 1,066 | 1,152 | 1,004 | \$25,597,581 | \$25,498 | \$490 |

Average Annual Employment, 2000-2005

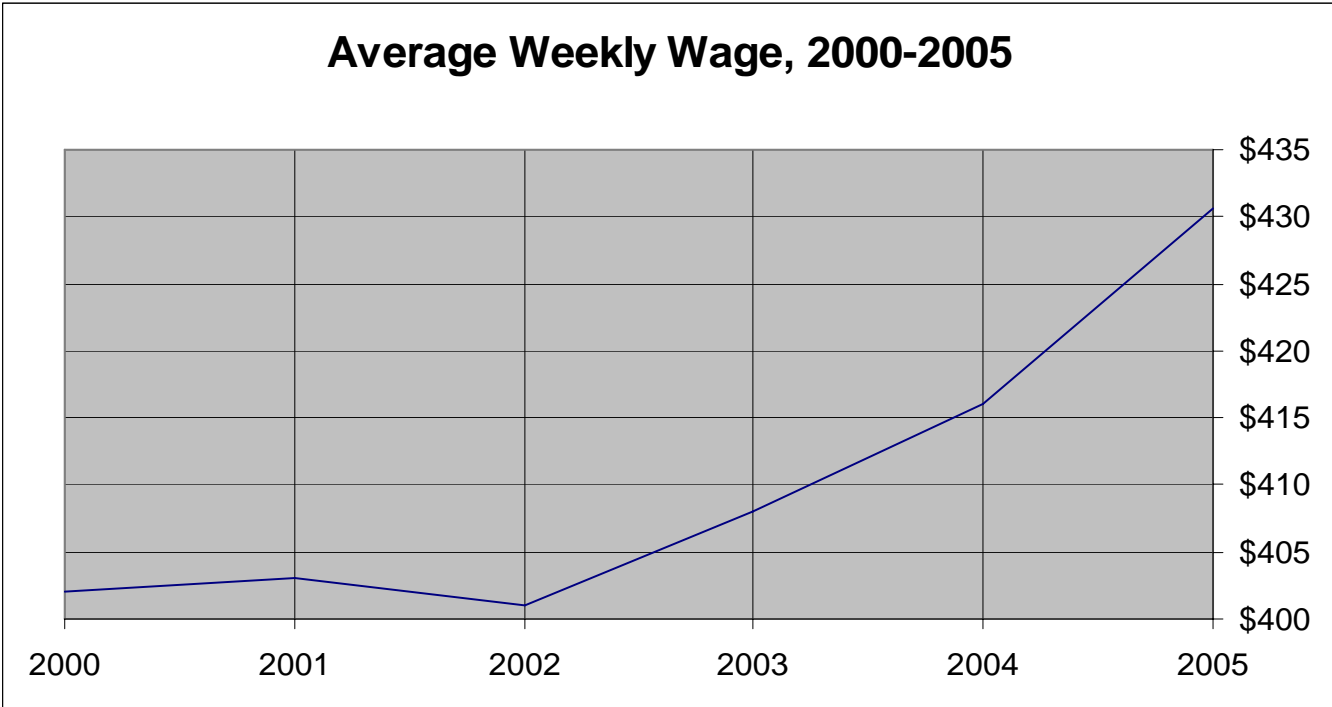
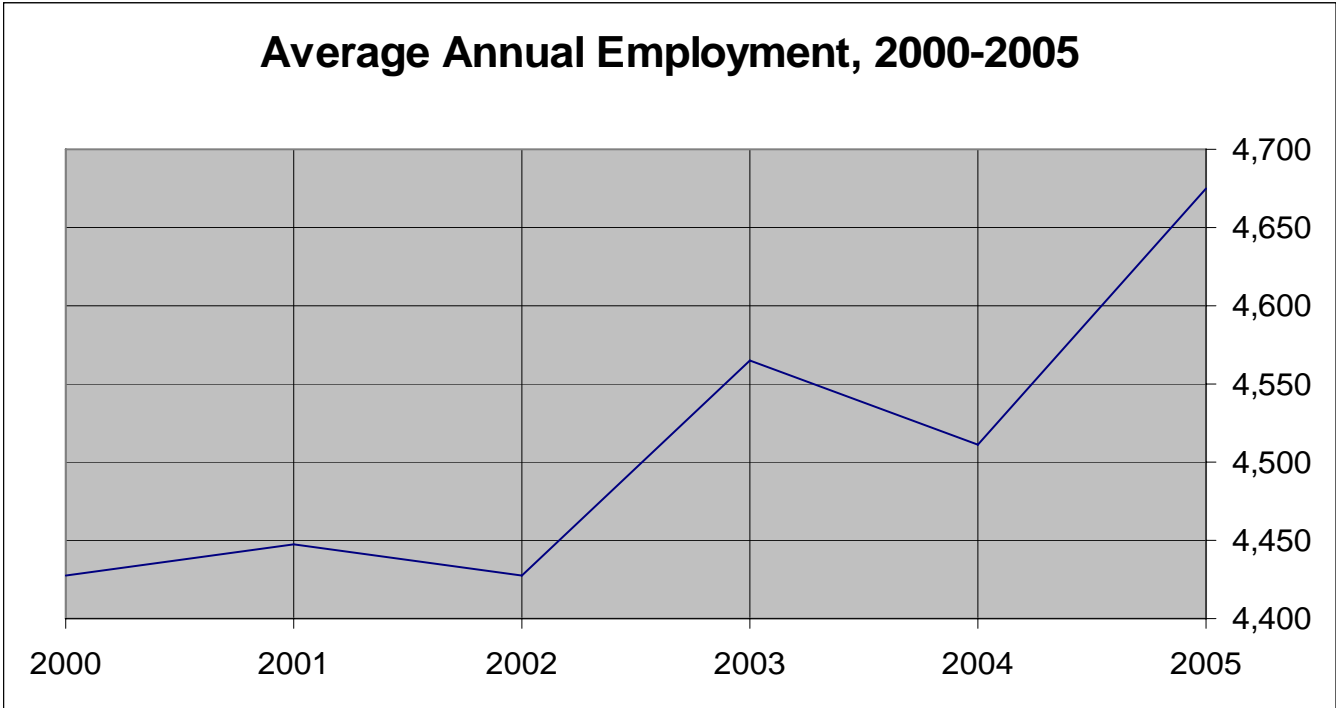


Average Weekly Wage, 2000-2005



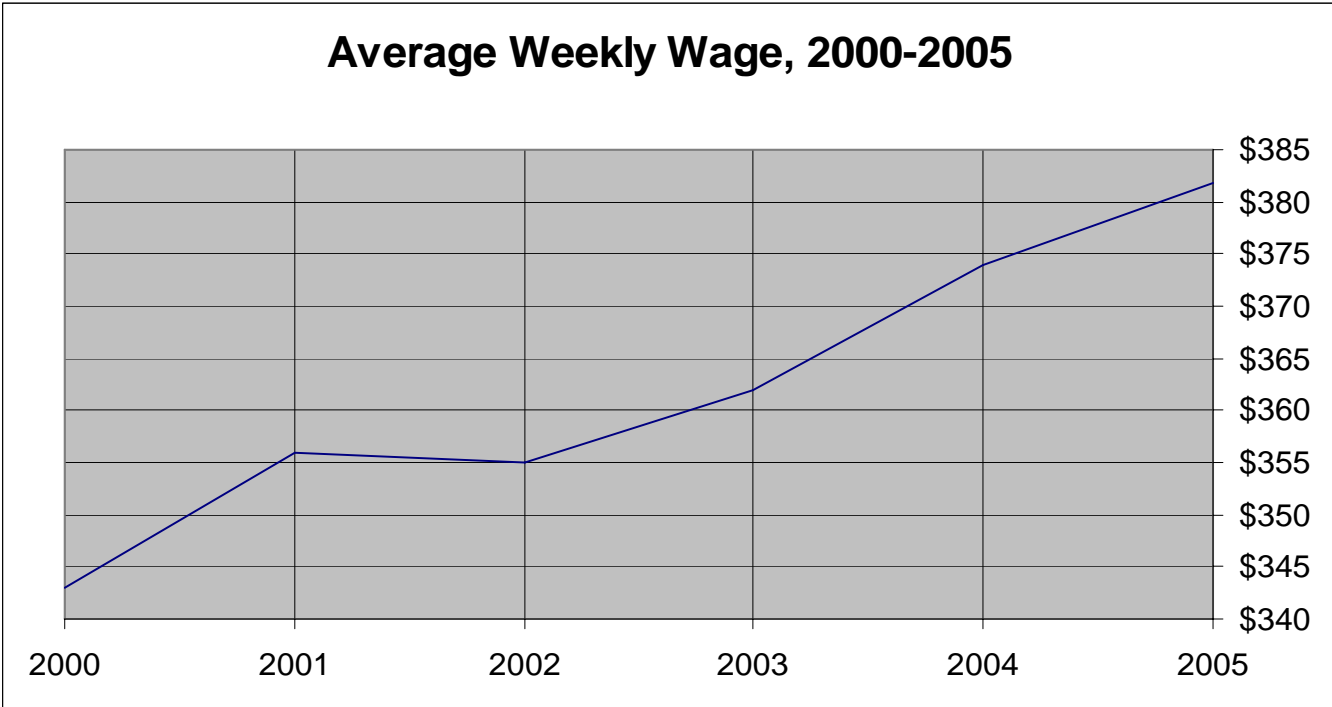
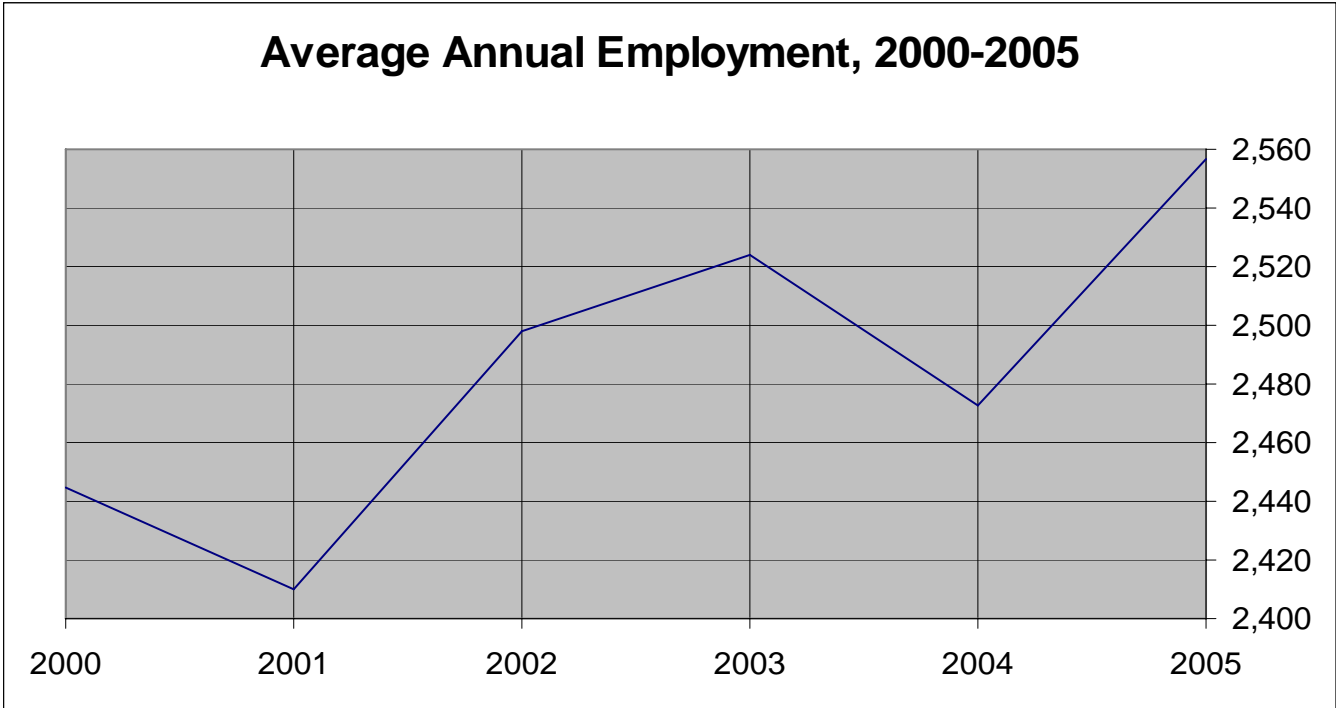
Washington County Employment & Wages

| Industry | Jan | Feb | Mar | Apr | May | Jun | Jul | Aug | Sep | Oct | Nov | Dec | Ann. Avg. | Total Wages | Avg. Ann. Pay | Avg. Wkly Wage |
|--------------------------------------|-------|-------|-------|-------|-------|-------|-------|-------|-------|-------|-------|-------|-----------|---------------|---------------|----------------|
| TOTAL, All Industries | 4,754 | 4,780 | 4,848 | 4,886 | 4,769 | 4,884 | 4,269 | 4,333 | 4,636 | 4,654 | 4,654 | 4,637 | 4,675 | \$104,703,000 | \$22,395 | \$431 |
| Total Private | 3,153 | 3,176 | 3,208 | 3,257 | 3,218 | 3,289 | 3,129 | 3,103 | 3,098 | 3,040 | 3,027 | 3,021 | 3,143 | \$62,789,823 | \$19,976 | \$384 |
| Goods Producing | 781 | 786 | 802 | 829 | 851 | 857 | 844 | 863 | 854 | 854 | 825 | 828 | 831 | \$24,238,884 | \$29,162 | \$561 |
| Manufacturing | 594 | 598 | 610 | 619 | 641 | 642 | 632 | 650 | 642 | 664 | 646 | 652 | 633 | \$19,117,026 | \$30,225 | \$581 |
| Service Providing | 2,370 | 2,387 | 2,403 | 2,425 | 2,363 | 2,428 | 2,282 | 2,238 | 2,242 | 2,184 | 2,200 | 2,191 | 2,309 | \$38,517,401 | \$16,678 | \$321 |
| Trade, Transportation & Utilities | 777 | 769 | 788 | 788 | 788 | 800 | 800 | 803 | 793 | 780 | 786 | 766 | 787 | \$15,648,117 | \$19,896 | \$383 |
| Retail Trade | 608 | 597 | 606 | 593 | 602 | 606 | 609 | 607 | 595 | 587 | 594 | 588 | 599 | \$10,407,285 | \$17,365 | \$334 |
| Transportation & Warehousing | 108 | 109 | 121 | 130 | 125 | 130 | 126 | 130 | 137 | 129 | 128 | 116 | 124 | \$2,808,806 | \$22,636 | \$435 |
| Information | 33 | 32 | 35 | 38 | 36 | 38 | 36 | 36 | 34 | 33 | 35 | 35 | 35 | \$1,160,710 | \$33,084 | \$636 |
| Financial Activities | 123 | 125 | 127 | 131 | 133 | 138 | 134 | 130 | 134 | 127 | 127 | 132 | 130 | \$3,357,719 | \$25,812 | \$496 |
| Finance | 97 | 97 | 100 | 106 | 107 | 108 | 103 | 100 | 105 | 102 | 102 | 106 | 103 | \$2,756,250 | \$26,825 | \$516 |
| Insurance | 11 | 12 | 11 | 11 | 12 | 12 | 12 | 12 | 10 | 11 | 11 | 10 | 11 | \$353,635 | \$31,434 | \$605 |
| Real Estate & Rental & Leasing | 15 | 16 | 16 | 14 | 14 | 18 | 19 | 18 | 19 | 14 | 14 | 16 | 16 | \$247,834 | \$15,409 | \$296 |
| Professional & Business Services | 89 | 87 | 85 | 88 | 85 | 86 | 66 | 66 | 83 | 85 | 86 | 82 | 82 | \$1,802,561 | \$21,893 | \$421 |
| Adm, Support, Waste & Remed. | 54 | 53 | 52 | 57 | 52 | 54 | 35 | 35 | 47 | 46 | 46 | 42 | 48 | \$1,176,494 | \$24,639 | \$474 |
| Education & Health Services | 370 | 378 | 383 | 385 | 371 | 378 | 381 | 378 | 388 | 356 | 351 | 358 | 373 | \$7,644,531 | \$20,490 | \$394 |
| Leisure & Hospitality | 235 | 236 | 244 | 258 | 267 | 279 | 275 | 237 | 231 | 243 | 262 | 267 | 253 | \$2,355,912 | \$9,318 | \$179 |
| Other Services (except Public Admin) | 743 | 760 | 741 | 737 | 683 | 709 | 590 | 588 | 579 | 560 | 553 | 551 | 650 | \$6,547,851 | \$10,081 | \$194 |
| Government | 1,601 | 1,604 | 1,640 | 1,629 | 1,551 | 1,595 | 1,140 | 1,230 | 1,538 | 1,614 | 1,627 | 1,616 | 1,532 | \$41,913,177 | \$27,357 | \$526 |
| Federal Government | 73 | 73 | 77 | 82 | 81 | 85 | 83 | 84 | 79 | 74 | 74 | 73 | 78 | \$3,208,097 | \$41,042 | \$789 |
| Postal Service | 40 | 40 | 40 | 40 | 40 | 40 | 41 | 42 | 41 | 40 | 41 | 40 | 40 | \$1,283,764 | \$31,763 | \$611 |
| State Government | 488 | 487 | 488 | 493 | 500 | 492 | 490 | 487 | 482 | 478 | 478 | 473 | 486 | \$12,742,009 | \$26,200 | \$504 |
| Local Government | 1,040 | 1,044 | 1,075 | 1,054 | 970 | 1,018 | 567 | 659 | 977 | 1,062 | 1,075 | 1,070 | 968 | \$25,963,071 | \$26,833 | \$516 |



Wayne County Employment & Wages

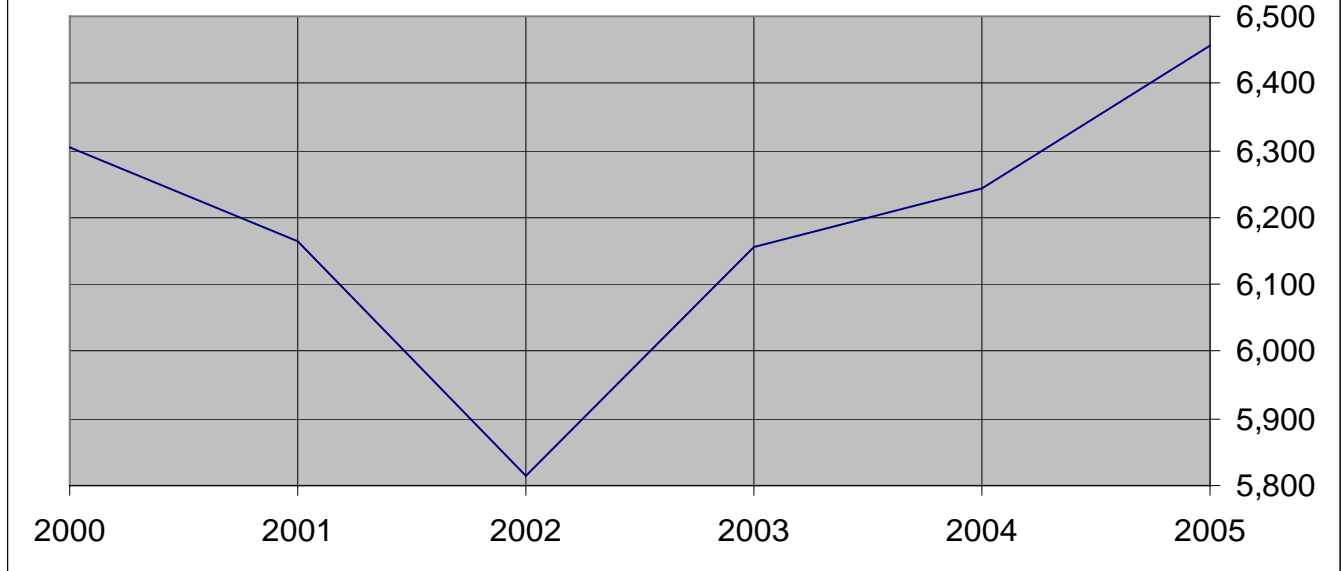
| Industry | Jan | Feb | Mar | Apr | May | Jun | Jul | Aug | Sep | Oct | Nov | Dec | Ann. Avg. | Total Wages | Avg. Ann. Pay | Avg. Wkly Wage |
|--------------------------------------|-------|-------|-------|-------|-------|-------|-------|-------|-------|-------|-------|-------|-----------|--------------|---------------|----------------|
| TOTAL, All Industries | 2,493 | 2,500 | 2,554 | 2,577 | 2,641 | 2,612 | 2,480 | 2,522 | 2,659 | 2,548 | 2,551 | 2,544 | 2,557 | \$50,770,466 | \$19,857 | \$382 |
| Total Private | 1,801 | 1,808 | 1,863 | 1,879 | 1,944 | 1,911 | 1,959 | 1,951 | 1,968 | 1,863 | 1,849 | 1,843 | 1,887 | \$34,201,168 | \$18,129 | \$349 |
| Goods Producing | 529 | 528 | 541 | 552 | 561 | 561 | 558 | 570 | 560 | 542 | 545 | 544 | 549 | \$12,747,081 | \$23,208 | \$446 |
| Manufacturing | 423 | 419 | 417 | 430 | 434 | 434 | 431 | 436 | 439 | 422 | 433 | 429 | 429 | \$8,043,352 | \$18,753 | \$361 |
| Service Providing | 1,265 | 1,273 | 1,315 | 1,321 | 1,377 | 1,343 | 1,391 | 1,370 | 1,398 | 1,315 | 1,298 | 1,293 | 1,330 | \$21,341,434 | \$16,047 | \$309 |
| Trade, Transportation & Utilities | 489 | 491 | 497 | 482 | 511 | 491 | 492 | 504 | 494 | 468 | 466 | 468 | 488 | \$7,514,544 | \$15,407 | \$296 |
| Retail Trade | 431 | 435 | 441 | 431 | 455 | 434 | 434 | 445 | 436 | 416 | 416 | 418 | 433 | \$6,627,246 | \$15,317 | \$295 |
| Transportation & Warehousing | 43 | 41 | 39 | 35 | 34 | 36 | 40 | 42 | 40 | 36 | 33 | 34 | 38 | \$588,999 | \$15,603 | \$300 |
| Information | 103 | 104 | 104 | 105 | 104 | 108 | 103 | 102 | 112 | 113 | 116 | 117 | 108 | \$3,064,559 | \$28,485 | \$548 |
| Financial Activities | 84 | 85 | 86 | 83 | 88 | 91 | 93 | 90 | 93 | 89 | 87 | 91 | 88 | \$2,292,795 | \$25,956 | \$499 |
| Finance | 62 | 62 | 64 | 64 | 66 | 67 | 67 | 67 | 69 | 68 | 67 | 70 | 66 | \$1,695,715 | \$25,660 | \$493 |
| Insurance | 20 | 21 | 20 | 17 | 19 | 21 | 21 | 20 | 21 | 18 | 18 | 18 | 20 | \$583,564 | \$29,926 | \$576 |
| Professional & Business Services | 43 | 43 | 53 | 50 | 54 | 55 | 52 | 51 | 51 | 46 | 47 | 49 | 50 | \$956,672 | \$19,327 | \$372 |
| Professional, Scientific & Tech | 31 | 30 | 31 | 31 | 33 | 33 | 33 | 33 | 32 | 29 | 30 | 33 | 32 | \$659,107 | \$20,869 | \$401 |
| Education & Health Services | 203 | 204 | 204 | 209 | 209 | 209 | 210 | 215 | 214 | 210 | 207 | 202 | 208 | \$3,617,763 | \$17,393 | \$334 |
| Leisure & Hospitality | 123 | 122 | 145 | 174 | 195 | 183 | 239 | 204 | 193 | 167 | 154 | 140 | 170 | \$1,527,398 | \$8,989 | \$173 |
| Other Services (except Public Admin) | 220 | 224 | 226 | 218 | 216 | 206 | 202 | 204 | 241 | 222 | 221 | 226 | 219 | \$2,367,703 | \$10,820 | \$208 |
| Government | 692 | 692 | 691 | 698 | 697 | 701 | 521 | 571 | 691 | 685 | 702 | 701 | 670 | \$16,569,298 | \$24,724 | \$475 |
| Federal Government | 83 | 82 | 80 | 81 | 83 | 97 | 93 | 93 | 89 | 79 | 83 | 82 | 85 | \$3,315,210 | \$38,812 | \$746 |
| Postal Service | 33 | 31 | 31 | 31 | 31 | 33 | 32 | 33 | 32 | 32 | 32 | 32 | 32 | \$1,032,983 | \$32,365 | \$622 |
| State Government | 80 | 79 | 79 | 83 | 86 | 91 | 90 | 90 | 86 | 84 | 82 | 79 | 84 | \$2,172,928 | \$25,843 | \$497 |
| Local Government | 529 | 531 | 532 | 534 | 528 | 513 | 338 | 388 | 516 | 522 | 537 | 540 | 501 | \$11,081,160 | \$22,133 | \$426 |



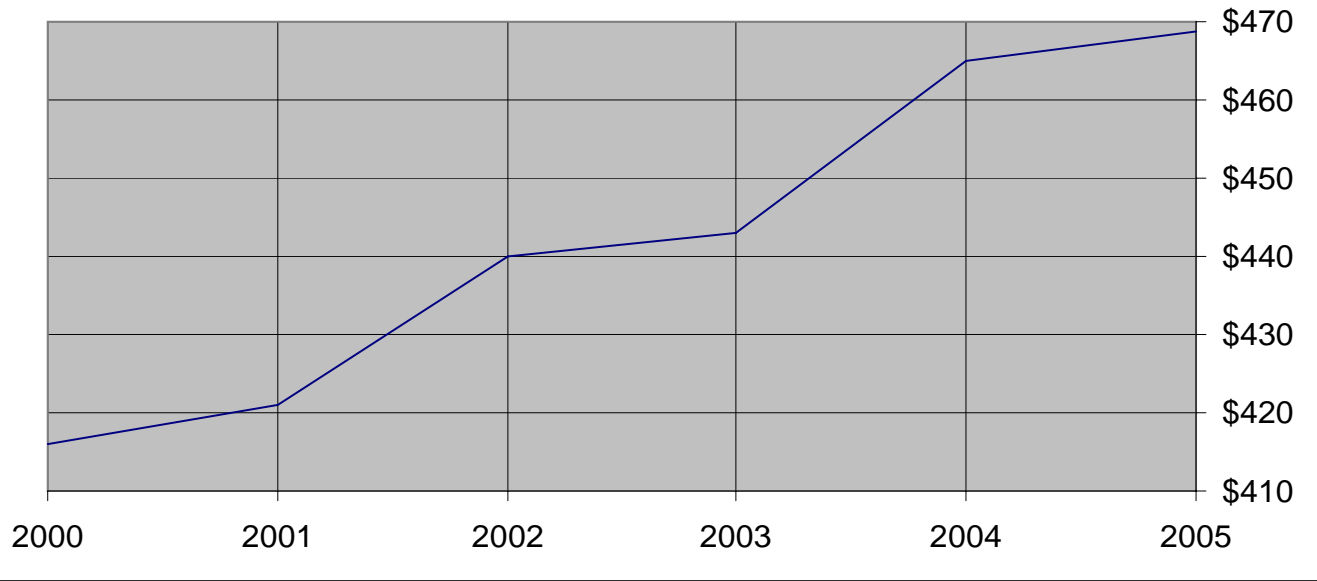
Webster County Employment & Wages

| Industry | Jan | Feb | Mar | Apr | May | Jun | Jul | Aug | Sep | Oct | Nov | Dec | Ann. Avg. | Total Wages | Avg. Ann. Pay | Avg. Wkly Wage |
|--------------------------------------|-------|-------|-------|-------|-------|-------|-------|-------|-------|-------|-------|-------|-----------|---------------|---------------|----------------|
| TOTAL, All Industries | 6,325 | 6,352 | 6,467 | 6,525 | 6,595 | 6,577 | 6,377 | 6,125 | 6,490 | 6,575 | 6,530 | 6,535 | 6,456 | \$157,382,378 | \$24,377 | \$469 |
| Total Private | 4,864 | 4,913 | 5,004 | 5,072 | 5,139 | 5,144 | 5,160 | 5,128 | 5,075 | 5,120 | 5,083 | 5,093 | 5,066 | \$120,330,137 | \$23,751 | \$457 |
| Goods Producing | 1,678 | 1,720 | 1,748 | 1,738 | 1,794 | 1,801 | 1,816 | 1,781 | 1,726 | 1,763 | 1,740 | 1,734 | 1,753 | \$51,474,880 | \$29,360 | \$565 |
| Manufacturing | 1,243 | 1,280 | 1,297 | 1,264 | 1,289 | 1,299 | 1,332 | 1,285 | 1,239 | 1,258 | 1,233 | 1,239 | 1,272 | \$38,607,137 | \$30,363 | \$584 |
| Service Providing | 3,174 | 3,180 | 3,243 | 3,323 | 3,330 | 3,321 | 3,317 | 3,325 | 3,324 | 3,329 | 3,318 | 3,336 | 3,293 | \$68,476,033 | \$20,792 | \$400 |
| Trade, Transportation & Utilities | 1,449 | 1,443 | 1,472 | 1,486 | 1,490 | 1,491 | 1,468 | 1,476 | 1,460 | 1,468 | 1,490 | 1,481 | 1,473 | \$37,038,457 | \$25,148 | \$484 |
| Wholesale Trade | 114 | 107 | 113 | 116 | 111 | 109 | 120 | 119 | 113 | 120 | 122 | 122 | 116 | \$3,319,888 | \$28,744 | \$553 |
| Retail Trade | 1,063 | 1,061 | 1,085 | 1,099 | 1,107 | 1,116 | 1,089 | 1,096 | 1,078 | 1,088 | 1,104 | 1,089 | 1,090 | \$20,575,790 | \$18,884 | \$363 |
| Information | 53 | 55 | 54 | 58 | 54 | 54 | 53 | 54 | 54 | 54 | 53 | 54 | 54 | \$1,659,279 | \$30,633 | \$589 |
| Financial Activities | 267 | 275 | 287 | 281 | 279 | 280 | 282 | 282 | 286 | 289 | 286 | 284 | 282 | \$7,723,229 | \$27,436 | \$528 |
| Finance | 161 | 168 | 176 | 174 | 169 | 170 | 175 | 174 | 177 | 180 | 177 | 178 | 173 | \$5,090,156 | \$29,380 | \$565 |
| Insurance | 61 | 62 | 64 | 62 | 65 | 65 | 63 | 62 | 63 | 65 | 64 | 63 | 63 | \$1,762,939 | \$27,873 | \$536 |
| Real Estate & Rental & Leasing | 45 | 45 | 47 | 45 | 45 | 45 | 44 | 46 | 46 | 44 | 45 | 43 | 45 | \$870,134 | \$19,336 | \$372 |
| Professional & Business Services | 409 | 411 | 413 | 418 | 415 | 412 | 393 | 402 | 419 | 409 | 414 | 429 | 412 | \$8,320,508 | \$20,195 | \$388 |
| Adm, Support, Waste & Remed. | 288 | 281 | 283 | 290 | 295 | 299 | 288 | 300 | 305 | 305 | 295 | 305 | 295 | \$5,206,436 | \$17,679 | \$340 |
| Education & Health Services | 320 | 311 | 316 | 322 | 330 | 322 | 322 | 329 | 338 | 332 | 336 | 334 | 326 | \$6,013,898 | \$18,448 | \$355 |
| Leisure & Hospitality | 554 | 559 | 576 | 625 | 625 | 625 | 663 | 643 | 629 | 635 | 594 | 607 | 611 | \$5,421,643 | \$8,870 | \$171 |
| Arts, Entertain & Recreation | 36 | 34 | 34 | 55 | 54 | 64 | 62 | 63 | 60 | 59 | 36 | 35 | 49 | \$503,847 | \$10,213 | \$196 |
| Accommodation & Food Svcs | 518 | 525 | 542 | 570 | 571 | 561 | 601 | 580 | 569 | 576 | 558 | 572 | 562 | \$4,917,796 | \$8,752 | \$168 |
| Other Services (except Public Admin) | 122 | 126 | 125 | 133 | 137 | 137 | 136 | 139 | 138 | 142 | 145 | 147 | 136 | \$2,299,019 | \$16,957 | \$326 |
| Government | 1,461 | 1,439 | 1,463 | 1,453 | 1,456 | 1,433 | 1,217 | 997 | 1,415 | 1,455 | 1,447 | 1,442 | 1,390 | \$37,052,241 | \$26,659 | \$513 |
| Federal Government | 84 | 81 | 79 | 85 | 82 | 83 | 82 | 82 | 81 | 83 | 80 | 80 | 82 | \$2,782,262 | \$33,999 | \$654 |
| Postal Service | 73 | 70 | 66 | 73 | 73 | 72 | 71 | 71 | 71 | 72 | 72 | 73 | 71 | \$2,333,787 | \$32,678 | \$628 |
| State Government | 261 | 262 | 261 | 261 | 263 | 259 | 260 | 257 | 254 | 255 | 254 | 253 | 258 | \$6,739,027 | \$26,087 | \$502 |
| Local Government | 1,116 | 1,096 | 1,123 | 1,107 | 1,111 | 1,091 | 875 | 658 | 1,080 | 1,117 | 1,113 | 1,109 | 1,050 | \$27,530,952 | \$26,228 | \$504 |

Average Annual Employment, 2000-2005

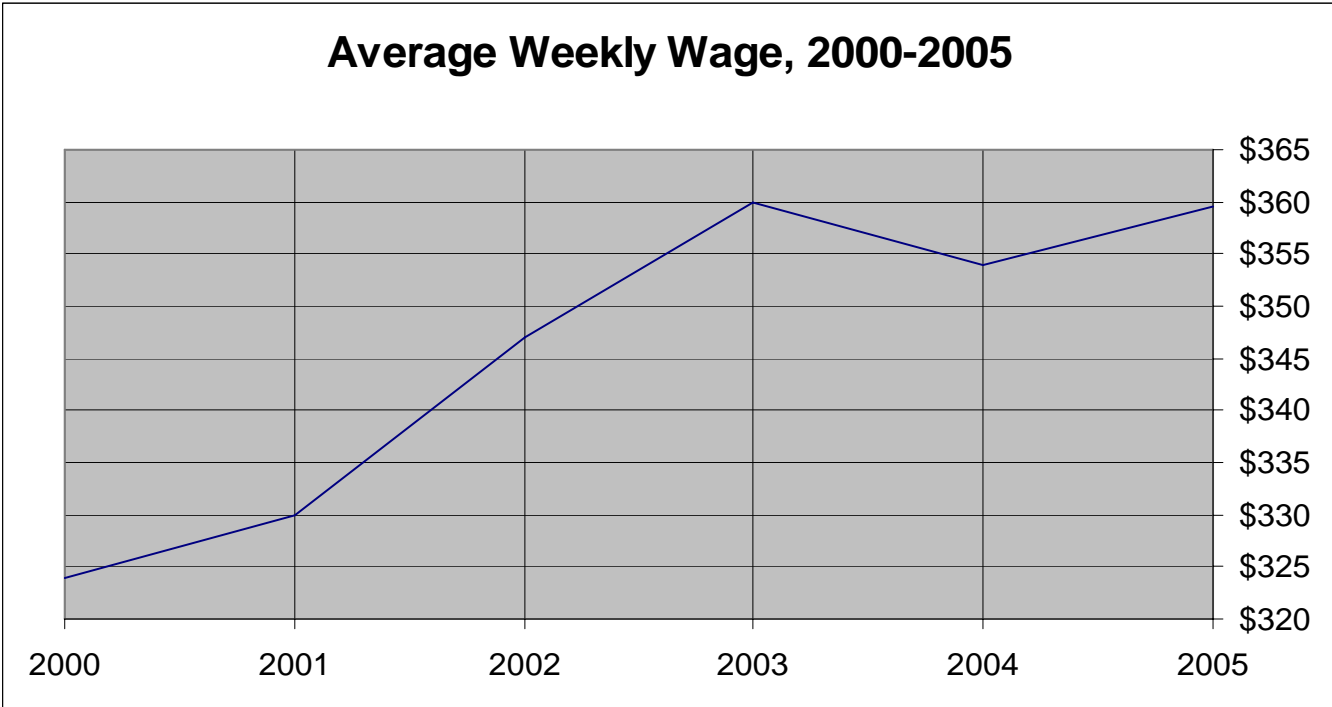
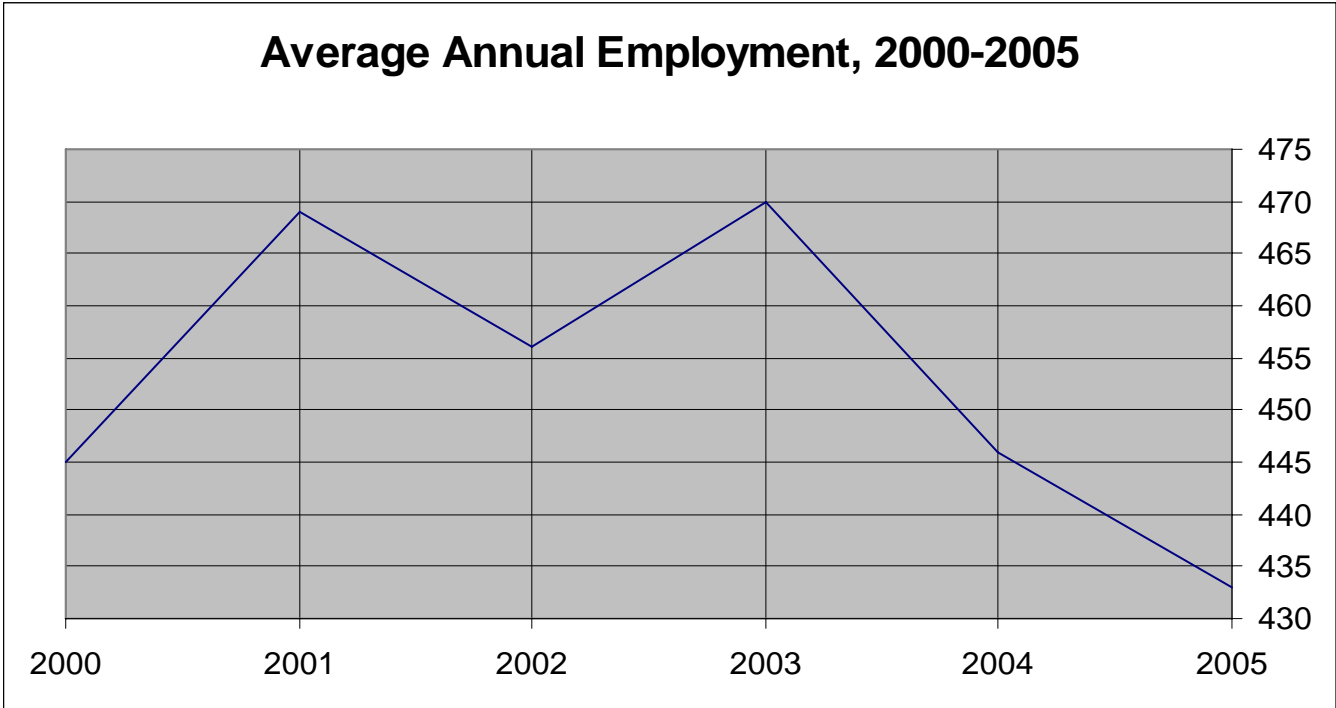


Average Weekly Wage, 2000-2005



Worth County Employment & Wages

| Industry | Jan | Feb | Mar | Apr | May | Jun | Jul | Aug | Sep | Oct | Nov | Dec | Ann. Avg. | Total Wages | Avg. Ann. Pay | Avg. Wkly Wage |
|--------------------------------------|-----|-----|-----|-----|-----|-----|-----|-----|-----|-----|-----|-----|-----------|-------------|---------------|----------------|
| TOTAL, All Industries | 432 | 434 | 428 | 440 | 449 | 437 | 415 | 386 | 446 | 447 | 442 | 441 | 433 | \$8,095,888 | \$18,694 | \$359 |
| Total Private | 213 | 213 | 204 | 204 | 212 | 208 | 217 | 209 | 213 | 210 | 210 | 215 | 211 | \$3,595,821 | \$17,069 | \$328 |
| Goods Producing | 36 | 37 | 41 | 40 | 41 | 43 | 42 | 40 | 41 | 45 | 46 | 49 | 42 | \$920,777 | \$22,055 | \$424 |
| Construction | 7 | 10 | 12 | 10 | 13 | 15 | 14 | 10 | 16 | 20 | 20 | 22 | 14 | \$405,852 | \$28,818 | \$554 |
| Service Providing | 173 | 172 | 159 | 160 | 167 | 161 | 170 | 164 | 167 | 161 | 160 | 162 | 165 | \$2,600,298 | \$15,791 | \$304 |
| Trade, Transportation & Utilities | 66 | 63 | 57 | 59 | 58 | 56 | 64 | 60 | 63 | 56 | 55 | 57 | 60 | \$1,158,888 | \$19,477 | \$375 |
| Retail Trade | 47 | 44 | 45 | 46 | 45 | 43 | 51 | 47 | 50 | 43 | 42 | 44 | 46 | \$851,681 | \$18,684 | \$359 |
| Financial Activities | 17 | 17 | 18 | 18 | 18 | 19 | 19 | 19 | 18 | 19 | 17 | 17 | 18 | \$271,944 | \$15,108 | \$291 |
| Professional & Business Services | 15 | 15 | 15 | 14 | 17 | 16 | 15 | 15 | 16 | 11 | 11 | 12 | 14 | \$228,289 | \$15,927 | \$306 |
| Professional, Scientific & Tech | 11 | 11 | 11 | 11 | 12 | 11 | 10 | 10 | 11 | 8 | 8 | 9 | 10 | \$202,474 | \$19,754 | \$380 |
| Education & Health Services | 30 | 33 | 28 | 27 | 29 | 21 | 29 | 27 | 29 | 29 | 31 | 31 | 29 | \$532,364 | \$18,571 | \$357 |
| Leisure & Hospitality | 14 | 15 | 16 | 17 | 17 | 18 | 25 | 26 | 24 | 19 | 18 | 18 | 19 | \$78,344 | \$4,142 | \$80 |
| Other Services (except Public Admin) | 31 | 29 | 25 | 25 | 28 | 31 | 18 | 17 | 17 | 27 | 28 | 27 | 25 | \$330,469 | \$13,088 | \$252 |
| Government | 219 | 221 | 224 | 236 | 237 | 229 | 198 | 177 | 233 | 237 | 232 | 226 | 222 | \$4,500,067 | \$20,233 | \$389 |
| Federal Government | 28 | 27 | 23 | 30 | 30 | 30 | 31 | 31 | 28 | 29 | 25 | 24 | 28 | \$714,310 | \$25,511 | \$491 |
| Postal Service | 19 | 18 | 16 | 20 | 20 | 20 | 21 | 21 | 20 | 19 | 19 | 18 | 19 | \$496,737 | \$25,805 | \$496 |
| State Government | 20 | 20 | 20 | 20 | 20 | 20 | 20 | 20 | 20 | 20 | 20 | 20 | 20 | \$697,778 | \$34,889 | \$671 |
| Local Government | 171 | 174 | 181 | 186 | 187 | 179 | 147 | 126 | 185 | 188 | 187 | 182 | 174 | \$3,087,979 | \$17,705 | \$340 |



Wright County Employment & Wages

| Industry | Jan | Feb | Mar | Apr | May | Jun | Jul | Aug | Sep | Oct | Nov | Dec | Ann. Avg. | Total Wages | Avg. Ann. Pay | Avg. Wkly Wage |
|--------------------------------------|-------|-------|-------|-------|-------|-------|-------|-------|-------|-------|-------|-------|-----------|--------------|---------------|----------------|
| TOTAL, All Industries | 4,462 | 4,515 | 4,592 | 4,543 | 4,504 | 4,471 | 4,325 | 4,140 | 4,362 | 4,399 | 4,397 | 4,436 | 4,429 | \$98,280,799 | \$22,191 | \$427 |
| Total Private | 3,428 | 3,469 | 3,539 | 3,494 | 3,451 | 3,480 | 3,505 | 3,447 | 3,376 | 3,376 | 3,362 | 3,404 | 3,444 | \$73,135,908 | \$21,234 | \$408 |
| Goods Producing | 958 | 979 | 992 | 923 | 942 | 933 | 950 | 926 | 864 | 855 | 839 | 854 | 918 | \$24,195,333 | \$26,359 | \$507 |
| Manufacturing | 716 | 744 | 757 | 745 | 771 | 767 | 761 | 735 | 670 | 656 | 645 | 664 | 719 | \$19,471,896 | \$27,073 | \$521 |
| Service Providing | 2,449 | 2,468 | 2,526 | 2,535 | 2,473 | 2,508 | 2,525 | 2,491 | 2,476 | 2,486 | 2,487 | 2,516 | 2,495 | \$48,362,286 | \$19,384 | \$373 |
| Trade, Transportation & Utilities | 1,189 | 1,195 | 1,227 | 1,208 | 1,175 | 1,180 | 1,162 | 1,146 | 1,156 | 1,152 | 1,163 | 1,180 | 1,178 | \$23,247,554 | \$19,739 | \$380 |
| Wholesale Trade | 248 | 249 | 250 | 207 | 206 | 205 | 208 | 205 | 210 | 213 | 216 | 226 | 220 | \$5,155,294 | \$23,407 | \$450 |
| Retail Trade | 815 | 821 | 844 | 866 | 835 | 837 | 818 | 806 | 806 | 804 | 816 | 824 | 824 | \$13,669,703 | \$16,583 | \$319 |
| Transportation & Warehousing | 63 | 62 | 69 | 71 | 70 | 75 | 71 | 69 | 75 | 68 | 62 | 62 | 68 | \$1,938,203 | \$28,468 | \$547 |
| Utilities | 63 | 63 | 64 | 64 | 64 | 63 | 65 | 66 | 65 | 67 | 69 | 68 | 65 | \$2,484,354 | \$38,172 | \$734 |
| Information | 52 | 52 | 55 | 53 | 51 | 52 | 59 | 58 | 60 | 61 | 60 | 61 | 56 | \$1,475,094 | \$26,263 | \$505 |
| Financial Activities | 192 | 190 | 193 | 193 | 196 | 201 | 199 | 203 | 200 | 202 | 200 | 200 | 197 | \$4,087,867 | \$20,707 | \$398 |
| Finance | 119 | 116 | 118 | 123 | 126 | 127 | 125 | 125 | 124 | 126 | 125 | 124 | 123 | \$2,979,886 | \$24,194 | \$465 |
| Insurance | 39 | 39 | 39 | 40 | 41 | 42 | 40 | 43 | 41 | 40 | 40 | 40 | 40 | \$826,488 | \$20,491 | \$394 |
| Real Estate & Rental & Leasing | 34 | 35 | 36 | 30 | 29 | 32 | 34 | 35 | 35 | 36 | 35 | 36 | 34 | \$281,493 | \$8,300 | \$160 |
| Professional & Business Services | 225 | 232 | 228 | 237 | 226 | 240 | 246 | 240 | 230 | 236 | 244 | 253 | 236 | \$6,548,337 | \$27,698 | \$533 |
| Adm, Support, Waste & Remed. | 86 | 89 | 91 | 106 | 102 | 114 | 113 | 106 | 97 | 101 | 105 | 109 | 102 | \$2,410,825 | \$23,732 | \$456 |
| Education & Health Services | 408 | 416 | 417 | 408 | 403 | 394 | 403 | 397 | 411 | 433 | 414 | 412 | 410 | \$8,906,616 | \$21,741 | \$418 |
| Leisure & Hospitality | 274 | 282 | 304 | 329 | 317 | 322 | 336 | 329 | 310 | 299 | 306 | 310 | 310 | \$2,593,138 | \$8,369 | \$161 |
| Other Services (except Public Admin) | 109 | 101 | 102 | 107 | 105 | 119 | 120 | 118 | 109 | 103 | 100 | 100 | 108 | \$1,503,680 | \$13,955 | \$268 |
| Government | 1,034 | 1,046 | 1,053 | 1,049 | 1,053 | 991 | 820 | 693 | 986 | 1,023 | 1,035 | 1,032 | 985 | \$25,144,891 | \$25,539 | \$491 |
| Federal Government | 61 | 60 | 60 | 56 | 54 | 56 | 56 | 56 | 61 | 61 | 62 | 57 | 58 | \$1,984,841 | \$34,026 | \$654 |
| Postal Service | 51 | 50 | 51 | 47 | 48 | 47 | 50 | 50 | 51 | 50 | 50 | 51 | 50 | \$1,626,569 | \$32,750 | \$630 |
| State Government | 116 | 115 | 115 | 116 | 118 | 114 | 96 | 96 | 95 | 94 | 94 | 95 | 105 | \$3,059,176 | \$29,043 | \$559 |
| Local Government | 857 | 871 | 878 | 877 | 881 | 821 | 668 | 541 | 830 | 868 | 879 | 880 | 821 | \$20,100,874 | \$24,486 | \$471 |

