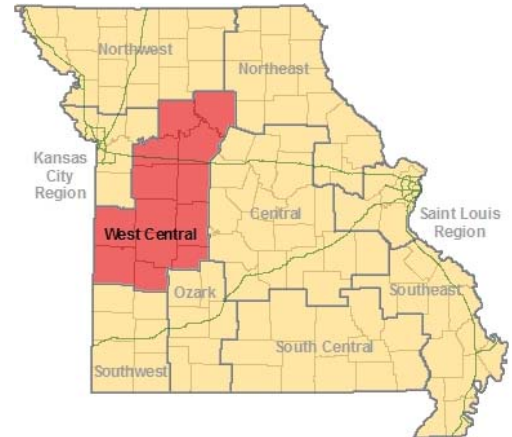


West Central Region MO Industry Focus

Discovering Industry Trends with Local Employment Dynamics (LED)

What are the top industries by employment, job growth and earnings in the West Central Missouri Workforce Investment Area (WIA)? What is the makeup of the workforce employed in those industries? This report details the top industries in the West Central WIA and the age and gender makeup of their workforce.

Workforce Investment Areas are the result of the federal Workforce Investment Act of 1998 which funds employment and training programs across the nation.



West Central Region Top Ten Employing Industries

Rank	All NAICS subsectors	63,482
1	722 Food Services and Drinking Places	6,286
2	623 Nursing and Residential Care Facilities	3,729
3	311 Food Manufacturing	3,501
4	452 General Merchandise Stores	2,570
5	522 Credit Intermediation and Related Activities	2,152
6	621 Ambulatory Health Care Services	2,150
7	561 Administrative and Support Services	2,047
8	445 Food and Beverage Stores	1,882
9	624 Social Assistance	1,879
10	238 Specialty Trade Contractors	1,705

West Central Region Top Ten Fastest Growing Employment Industries

Rank	All NAICS subsectors	0.5%
1	115 Support Activities for Agriculture and Forestry	91.5%
2	325 Chemical Manufacturing	39.0%
3	711 Performing Arts, Spectator Sports, and Related Industries	25.1%
4	488 Support Activities for Transportation	23.8%
5	622 Hospitals	14.2%
6	813 Religious, Grantmaking, Civic, Professional, & Similar Org	14.0%
7	814 Private Households	14.0%
8	561 Administrative and Support Services	12.4%
9	333 Machinery Manufacturing	8.0%
10	315 Apparel Manufacturing	8.0%

West Central Region Top Ten Average Monthly Earnings

Rank	All NAICS subsectors	\$2,165
1	221 Utilities	\$4,612
2	334 Computer and Electronic Product Manufacturing	\$4,117
3	517 Telecommunications	\$4,084
4	326 Plastics and Rubber Products Manufacturing	\$3,959
5	111 Crop Production	\$3,730
6	325 Chemical Manufacturing	\$3,698
7	492 Couriers and Messengers	\$3,618
8	336 Transportation Equipment Manufacturing	\$3,616
9	212 Mining (except Oil and Gas)	\$3,573
10	237 Heavy and Civil Engineering Construction	\$3,517

West Central Region Top Ten Growth in Average Monthly Earnings

Rank	All NAICS subsectors	1.60%
1	111 Crop Production	15.9%
2	622 Hospitals	13.8%
3	325 Chemical Manufacturing	12.9%
4	492 Couriers and Messengers	11.4%
5	811 Repair and Maintenance	17.3%
6	221 Utilities	8.1%
7	212 Mining (except Oil and Gas)	10.0%
8	524 Insurance Carriers and Related Activities	13.8%
9	551 Management of Companies and Enterprises	13.5%
10	488 Support Activities for Transportation	12.9%

West Central Region Top Ten Analysis

Several industries within the West Central Region made multiple Top Ten Lists:

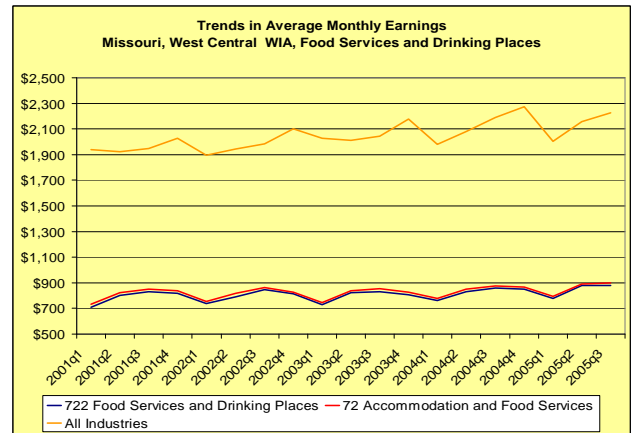
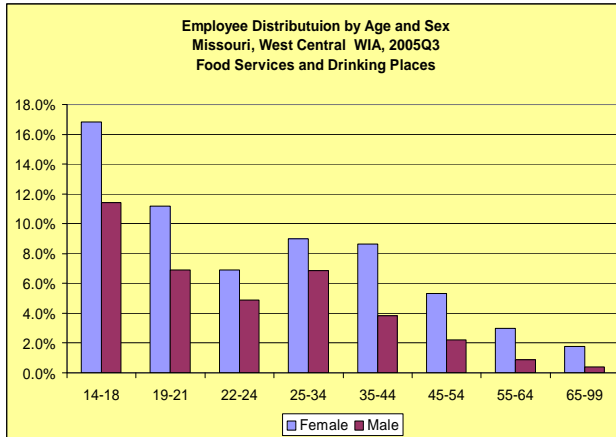
Chemical Manufacturing was the only industry to make three of the Top Ten Lists. This business sector showed fast growth, high salaries, and above average growth in average monthly earnings.

Other industries that made two Top Ten Lists include: Crop Production, Mining (except Oil and Gas), Utilities, Support Activities for Transportation, Couriers and Messenger, Administrative and Support Services, and Hospitals.

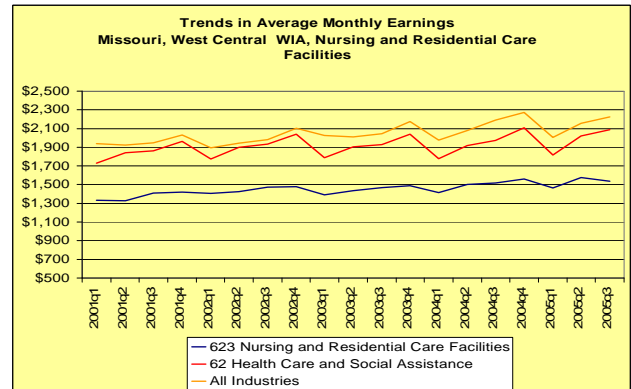
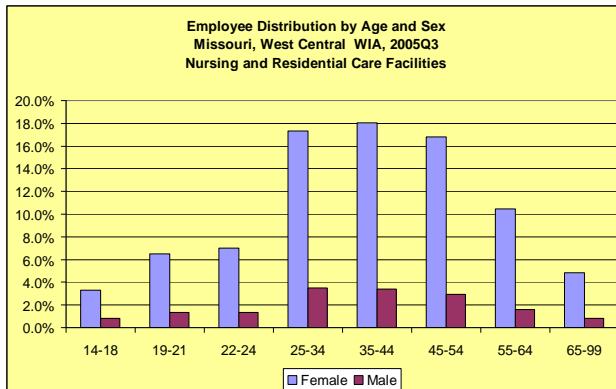
West Central Region Workforce Characteristics of Top Employing Industries

The charts below describe the wage growth along with age and sex distributions for the top five employing industries in the West Central region.

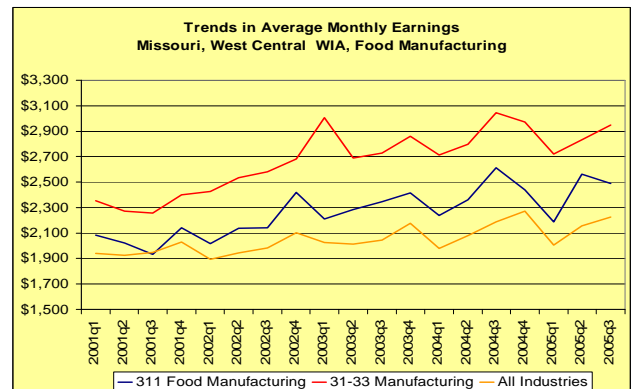
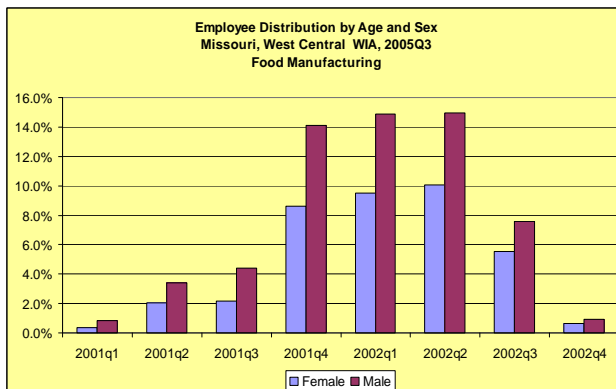
Food Services and Drinking Places



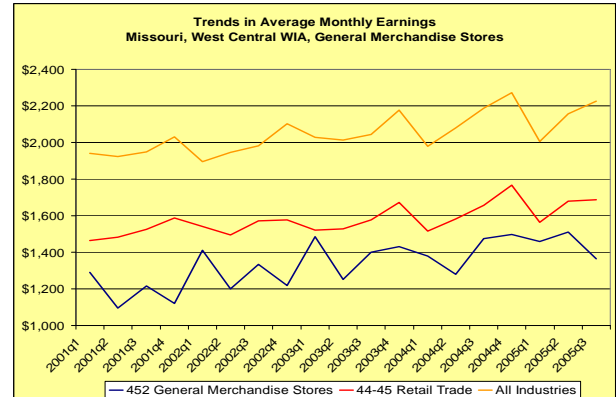
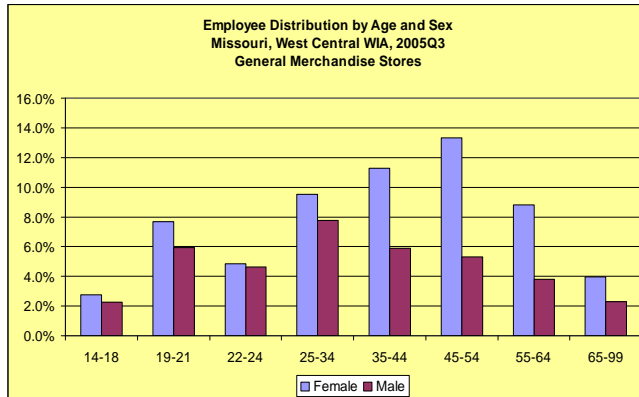
Nursing and Residential Care Facilities



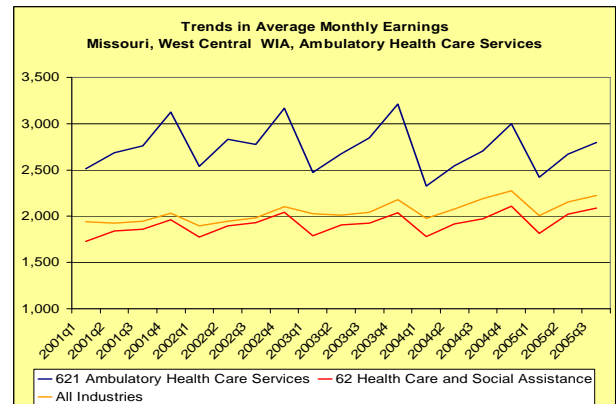
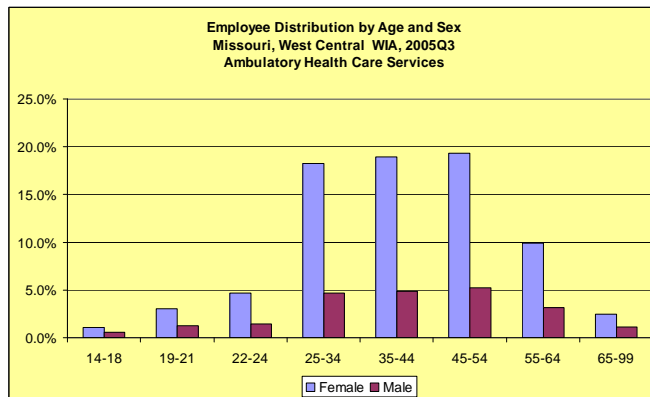
Food Manufacturing



General Merchandise Stores



Ambulatory Health Care Services



Research Notes:

- Data based on the U.S. Census Bureau, Local Employment Dynamics - Industry Focus program. Website for data located at: <http://lehd.dsd.census.gov/led/>
- Top Ten Lists based on Average Quarterly Employment for 2004Q3 – 2005Q3.
- Analysis and reporting provided by the Missouri Economic Research and Information Center (MERIC), Missouri Department of Economic Development.

